



Heritage Elementary Kindergarten Outreach Learning

April 13 – April 17, 2020

Click on our picture for a message from your principals and the books to listen to our read alouds:



Haga clic en nuestra imagen para ver un mensaje de sus directores y los libros para escuchar nuestras lecturas en voz alta:



English Message



Spanish Message



Counselor's Corner: <https://www.smore.com/9yxfk>

Nurse's News: <https://www.smore.com/958yv>

Happy Birthday to Nataly on April 13th, Genesis on April 16th and Layla on April 17th! We hope you have an amazing birthday!



If your child receives Special Education, Section 504, or Dyslexia services, services will be addressed weekly by your child's teacher via email. ++ Si su hijo recibe servicios de Educación Especial, Sección 504 o Dislexia, los servicios serán dirigidos semanalmente por el maestro de su hijo por correo electrónico.

KINDERGARDEN TEACHER CONTACT HOURS: 8:00-11:00 and 2:00-4:00

HORAS DE CONTACTO PARA LAS MAESTRAS DE KINDERGARDEN: 8:00-11:00 y 2:00-4:00

If there are any questions, please feel free to email your child's teacher at: Si tiene preguntas, envíe un correo electrónico al maestro de su hijo a:

ADAMSAN@LPISD.ORG ADAMS
MOOREL@LPISD.ORG MOORE

ALVAREZMA@LPISD.ORG ALVAREZ
SERRANOJ@LPISD.ORG SERRANO

Grades

Assignments for the week of April 13- 17, 2020 are due on Monday, April 20, 2020 by 8:00 a.m.

Las asignaciones para la semana del 13 al 17 de abril de 2020 terminan el lunes 20 de abril de 2020 a las 8:00 a.m.

Reading/Language Arts

[HMH: Into Reading/jArriba la Lectura!](#)

Objective(s): I can/will actively listen and answer questions about the following books. Students will make connections to the books.

Objective for English Language Learners: 21, 3E, 4G, 4A, 4C

Weekly Activities:

HMH Ed Online: Module 7- Zoom In!

Login: lastname.firstname lpIDnumber

*go to assignments and complete

Weekly Activities

Read Aloud: [Plants Feed Me](#)

Readers will read and then discuss using the following questions: (10 min)

Pg 23 Where does bread come from? Does it come from plants?

Pg 29 Who eats plants?

Shared Reading: [Planting Seeds](#)

Readers will read and discuss using the following questions:

Who plants the seeds? What grows in the fields? Why does the author give so many examples of the different type of people that plant seeds?

Leveled Readers: Readers will read the level readers that are assigned to them. Readers will retell story (first, next, last), connect to the story by telling what the story reminds you of and your favorite part. Also discuss how the characters are feeling and why.

Assessment(s): Module 8-Zoom in! Weekly Assessment: 1 Complete the online assessment dealing with listening comprehension. **Grade**

Phonics : **W, F** practice using Reading Eggs, Iread or Kids A-Z Login for Reading Eggs is located through Clever (LPISD>Students>Clever) Username: Lastname.firstname Password: LP(student id#)

Tu/Th Practice the following sight words: is, on, off, that, look, here, yes, this, went, and - send photo to your teacher/seesaw. **Grade**

Mathematics

[Pearson enVision Mathematics English/Español](#)

Objective(s): I can/will identify pennies, nickels, dimes, and quarters by name. K.4A

Objectives for English Language Learners: 1A, 1C, 2E, 3E, 3F

Weekly Activities:

Monday-

Watch the following video: https://youtu.be/s_KCjn_vA4A

Have student practice writing the word nickel, writing five cent using the number five and the cent sign, and then draw five circles with a n in each circle and then write that amount. **Grade**

Tuesday-

IXL or splashlearn.com- 20 minutes

Wednesday-

Directions: Have your child collect nickels around the house. Next have them put them on a piece of paper and have them count how many nickels they found. Next, have them write the amount in two different ways from the video. **Grade**

Assessment(s): You can take a picture of your child's work on Seesaw, remind or e-mail.

Science

[STEMscopes \(English/Español\)](#)

Objective(s): The student will be able to understand that plants absorb water and nutrients with roots and make their own food using air and the energy from sunlight in their leaves.

Objective for English Language Learners: ELPS: 2F, 5B

Weekly Activities:

Activity 1: Watch <https://www.youtube.com/watch?v=dt178kJR1u0>

Draw a picture comparing how you eat vs. How plants eat

Activity 2: Did you know that you eat different parts of plants? Make a list or drawing of the different parts of a plant that you eat. Example- (flower: broccoli, leaves: lettuce, stem: celery, roots: carrots)

Assessment(s): Send a picture on Remind, Seesaw or e-mail. Students will get a grade for participation.

[STEMscopes \(English/Español\)](#)

Objective(s): El estudiante será capaz de entender que las plantas absorben agua y nutrientes con las raíces y hacen su propio alimento usando el aire y la energía de la luz del solar en sus hojas.

Objective for English Language Learners: ELPS: 2F, 5B

Actividades para la semana:

Actividad 1: Ver <https://www.youtube.com/watch?v=dt178kJR1u0>

Haz un dibujo y compara cómo tu comes y cómo comen las plantas.

Grado

Actividad 2: ¿Sabías que tu comes diferentes partes de las plantas? Haz una lista o dibujo de las diferentes partes de una planta que comes. Ejemplo- (flor:brócoli, hojas: lechuga, tallo: apio, raíces: zanahorias)

Evaluación(s): Envíe una foto en Remind, Seesaw o correo electrónico. El estudiante obtendrá una calificación de participación.

Social Studies

[Studies Weekly \(English/Español\)](#)

Objective(s): The students will be able to describe and explain the importance of family customs and traditions. K12A

Objective for English Language Learners: 5B

Weekly Activities:

Watch The Easter Egg read aloud

<https://www.youtube.com/watch?v=ZKMTJbjjWDY>

A tradition is custom or belief that is handed down from parents to children over many years. Students will talk about their family's customs and traditions on Easter.

Assessment(s): Draw a picture of one of your family's Easter traditions. Send a picture on Remind, Seesaw or e-mail. Students will get a grade for participation.

[Studies Weekly \(English/Español\)](#)

Objective(s): Los estudiantes podrán describir y explicar la importancia de las costumbres y tradiciones familiares. K12A

Objective for English Language Learners: 5B

Actividades para la semana:

Mire la historia del huevo de Pascua

<https://www.youtube.com/watch?v=ZKMTJbjjWDY>

Una tradición es una costumbre o creencia que se transmite de padres a los hijos durante de muchos años. Los estudiantes hablarán sobre las costumbres y tradiciones de sus familias durante la Semana Santa..

Evaluación(s) Haz un dibujo de una de las tradiciones de Pascua de tu familia. Envíe una foto en Remind, Seesaw o correo electrónico. El estudiante obtendrá una calificación de participación.

Lectura

[HMH: Into Reading/¡Arriba la Lectura!](#)

Objective(s): Puedo activamente escuchar y responder a preguntas sobre una historia y hacer conexiones con la historia.

Objective for English Language Learners: 2I, 4G

Weekly Activities:

HMH Ed Online: Module 7- Zoom In!

Login: lastname.firstname lplDnumber

*ir a asignaciones y completar

Actividades para la semana

Lea en voz alta: [Plants Feed Me \(Las plantas me alimentan\)](#) leerán y luego discutirán usando las siguientes preguntas: (10 min)

Pg 23 ¿De dónde viene el pan? ¿Viene de plantas?

Pg 29 ¿Quién come plantas?

Lectura compartida: [Planting Seeds \(Las plantas me alimentan\)](#)

Lea y analice el uso de las siguientes preguntas:

¿Quién planta las semillas? ¿Qué crece en los campos? ¿Por qué el autor da tantos ejemplos de los diferentes tipos de personas que plantan las semillas? (10min)

Lectores nivelados: lee los libros al nivel que se les asignan y vuelve a contar la historia (primero, siguiente, último), ¿de qué te recuerda la historia y cuál fue su parte favorita. También hable sobre cómo se sintieron los personajes y por qué .

Evaluación(es): HMH Module 8-Zoom In! Evaluaciones semanales 1 – completar la evaluación en línea que se ocupa de la comprensión auditiva.

Grado

Phonics - practicaré 30 minutos diarios en Reading Eggs, o Iread, o Kids A-Z

Inicio para Reading Eggs es por Clever (LPISD>Students>Clever) Usuario:

Lastname.firstname Clave: LP(student id#)

Tu/Th Practica las siguientes palabras de vista: is, on, off, that, look, here, yes, this, went, and - send photo to your teacher/seesaw. **Grado**

Mathematico

[Pearson enVision Mathematics English/Español](#)

Objetivo(s): Puedo/identificaré centavos, níquel, moneda de diez centavos y peseta por nombre.

Objectives for English Language Learners: 1A, 1C, 2E, 3E, 3F

Actividades para la semana:

lunes-

Vea el siguiente video: https://youtu.be/s_KCjn_vA4A

El estudiante practica escribir la palabra nickel (níquel) (cinco centavos), escribir un nickel (níquel) (cinco centavos) usando el número cinco y el signo de centavo, y luego dibujar cinco círculos con una N en cada círculo y luego escribir esa cantidad. **Grado**

martes-

IXL or splashlearn.com- 20 minutes

miercoles-

Instrucciones: Haga que su hijo recoja níquel por alrededor de la casa. Luego pídale que los pongan en una hoja de papel y cuenten cuántos níquel encontraron. Luego pídale que escriban el número de dos maneras diferentes como en el video. **Grado**

Evaluación(s): Tome una foto del trabajo de su hijo y envíe por correo electrónico a su maestra

Coach Hatfield and Ms. Lupold have your 4th Set of lessons and activities here!
Stay strong physically and in your heart as you exercise, play and make music a new way!
Live links to more lessons are on the pages below the lesson plan text boxes.

If there are any questions, please feel free to email:

P.E. Coach at: hatfiledt@lpisd.org for physical education questions

Office hours for P.E. are: 9:00-11:00 and 1:00-3:00 Monday – Friday

Coaches' Message: Stay Fit! Be Active!

Music/Art Teacher at: lupoldj@lpisd.org for questions about music or art

Office hours for MUSIC & ART are: 9:00-11:00 and 1:00-3:00 Monday - Friday

Fine Arts Message: Lessons on Quaver are the required lessons for Music. This week will also include Enrichment and Extension lessons with links to sites for more music and art experiences.

Music & Art

Objective(s): Students will continue to *COMPOSE their own music using digital applications in Quaver (2-5 only or on incredibox.com.) Students will create original music by adding rhythms on the instruments they found during the Instrument Scavenger Hunt along with the digital music they composed. *COMPOSE means to write your own music. Students will learn about different musical styles.

Use the video tutorial Ms. Lupold made for you – the link is below!

Grades K-5: I will create and perform percussion sounds using "QBACK BEAT LITE". I will compose my own rhythms on my found instruments to play along with the digital Quaver drum music
3-4th Grade may choose to use "QBACK BEAT LITE" Or Incredibox.

MUSIC LESSON VIDEO TUTORIAL WITH MS. LUPOLD USING QUAVER!:

<https://drive.google.com/file/d/1RGljhC17Wkz1aOfLsR8xwtm0409O5-wE/view>

Weekly Activities:

Grades K-5—From the Student Dashboard in Quaver Music select "Creatives". Then Select "QBACK BEAT LITE". By choosing the Kick Drum or Snare, Floor Tom or High Hat, click on the downbeats (the beginning of each measure), or any other part of the measure for each of the 4 instruments to create a rhythm pattern on the screen shown. (The first 2 measures.) Experiment with different rhythms and sounds until you like your created music.

Then you will choose one of the instruments you 'found' in the Scavenger Hunt from Week 1 and play your own rhythm along with the digital music you created in "QBACK BEAT LITE". I've included a "How To" video (the link is above) which should help greatly.

Using one or more of the instruments you found in your Scavenger Hunt, play along with the digital Quaver music, or Incredibox BeatBox. *Have someone make a short video of you creating your music. Have family members join you with more instruments. Send Ms. Lupold the video or a link to the video.

ENRICHMENT: GO to www.incredibox.com "Try the Web Version" for the laptop. Choose a Version and mix your own Beatbox music!

EXTENSION: Spring Art Lesson: See links below on Music and Art

*Parents should send photos or comments of their child's interaction on Quaver or making and/or singing music each week. This is how I will assign grades.

Physical Education

Objective(s): Describe and select physical activities that provide opportunities for enjoyment and challenge. Cardiovascular endurance, Upper body, abdominal and legs' muscles' strength and endurance. Rhythm, timing, body coordination, travelling in different ways without falling, demonstrate clear contrast between slow and fast movement when travelling.

English Language Learners Objectives: Listen to and derive meaning from variety of media such as audio, videos and pictures to build and reinforce concepts and language attainment.

Weekly Activities:







Daily Exercise from P.E. Menu and List of Daily choices – See Below

FitnessGram – The state has suspended Fitness Gram testing for this school year so scores will not be entered for any students in 3rd – 5th grade. I still encourage students to work on their upper body strength and cardio endurance.

Assessment(s): Print Fitness Log sheet or create your own with notebook paper or copy paper. Scan or email a photo of the completed log to hatfieldt@lpisd.org.

P.E. Daily Exercises or choose an exercise to do from the daily choices list on the bottom.

Stay Fit! And Be Active!

<p>Monday</p> <p>Holiday</p>	<p>Tuesday</p> <p>Bop It- Crumple a paper into a little ball, toss it alternately using the palm of left and right hand as many as you can for 10 minutes. Use stuff toys or anything soft that will not hurt your feet to create a circle then stay inside the circle as a boundary while tossing the paper in the air. Click the video below. https://www.youtube.com/watch?v=JwpP1MajdvI</p> <p>Or</p> <p>Duck Race – Make 2 piles consist of 5 to 6 stuff toys/animals or any small items that are not breakable. Compete with any family member or use a timer how fast you can collect all the stuff toys/animals while doing duck walk. Click the video below. https://www.youtube.com/watch?v=O7LDScC0Fil</p>	<p>Wednesday</p> <p>Mindful Movement (repeat 2x)</p>  <p>Or</p> <p>Calming Yoga</p> 	<p>Thursday</p> <p>Spiderman Work Out</p>  <p>Or</p> <p>Iron Man Work Out</p> 	<p>Friday</p> <p>30 Jumping Jacks (3 cycles)</p>  <p>Or</p> <p>30 jumps using Jump rope (3x)</p> <p>The video below will help you make your own jump rope.</p> 
---	--	---	---	--

Daily Choices:

Run up and down your stairs for 10 minutes

50 Jumping Jacks / jump rope

Do some gardening (rake leaves and pull weeds)

Take a Family Walk or Ride Bike for 20 minutes

Vacuum or Sweep and Mop the entire house

Dust all the Windows and Furniture

Plank while reading a book



Music and Art Links



Quaver Music Lessons: *****Please use Clever to sign into Quaver.*****

Log on to Clever with user name and password:

Click on the Quaver App

Go to the Student Dashboard

Choose: Creatives then "QBackBeat Lite" to compose your own music.



**BEAT
BOX**

Go to www.incredibox.com

Choose "Try the WEB VERSION" Select a Version for Sound effects.
Click on "AUTO" for a demonstration on how you can create your own.

Spring Art Lessons

Create a Bluebonnet Garden using Cotton Balls and Q-Tips

Beginner: Use supplies you have at home.

https://youtu.be/f6Pyy_ZgheE

Advanced: Only use the parts needed for your flower design

<https://youtu.be/vzfhEYhJzOI>

Create in your own style! Send Ms. Lupold photos of your art!