










Year 1 Term 5 Home Learning Experiences for "Coastal India"

Please complete as many home learning experiences as you can over the Easter break. Show us by posting pictures of your learning on Twitter if you can. We hope you are getting on well at home and are staying safe.

<p>Create a pumpkin painting, drawing or collage</p> 	<p>Locate India on a map. Where is it on a world map? Locate England a look at how far away it is.</p> 	<p>Read the story 'Pattan's Pumpkin' on You Tube. Create a story map to retell the story.</p> 
<p>Research a plant or tree. Draw what it looks like and describe it.</p> 	<p>Buy a new fruit or vegetable that you have never tried before. What does it look like, feel like and taste like?</p> 	<p>Plant a seed and watch it grow. Observe it every day to look for any changes.</p> 
<p>Draw an elephant. Write some adjectives and alliteration to describe the elephant.</p> 	<p>Use coins to count in 2's, 5's and 10's. Add two coins together. What is the total?</p> 	<p>Practise telling the time to the hour and half hour. Can you draw your own clock with the hour and minute hands on</p> 

Here are some ideas for how you could present your home learning scrapbook:

- ☺ Take photographs to stick in or share on Twitter
- ☺ Ask friends or family members (over the phone) to write a review for things you cook, make or do
- ☺ Draw pictures
- ☺ Write diary entries about places you visit and things you see
- ☺ Stick in things you have found or made



Spellings

Revisit	Learn
Sea Beach What When Pull Over Out One Why Their	Pumpkin India Have Live Give Catch Match Fetch Pitch Ditch

Keep reading and using Mathletics, Times Tables Rockstars as well as phonics play.