





Reception Term 5 Into The Wild

Please complete as many home learning experiences as you can over the holiday period and in to Term 5. Tick the experiences as you go.

<p>Can you find out how a caterpillar grows into a butterfly?</p> 	<p>Make a set of symbol cards. How many words can you build using the following letter symbols:</p> <p>b c t h s p a e n</p> <p>E.g. cat, nap bent,</p>	<p>Create your own book about a wild animal using your favourite story or information book.</p> 
<p>Go for a bug hunt and record what you found.</p> 	<p>Make a set of number cards to 10. Make symbol cards + = to make number sentences.</p> <p>4+3= ___ 7+2= ___</p>	<p>Plant a seed and watch it</p> 

Don't forget to follow us on Twitter for lots of creative ideas as well as Phonic challenges, Maths and Literacy activities.

Here are some ideas for how you could present your home learning scrapbook:

- ☺ Take photographs to stick in or share
- ☺ Ask friends or family members to write a review for things you cook, make or do
- ☺ Draw pictures
- ☺ Write diary entries about things you see
- ☺ Stick in things you have found or made

Can you make an Easter card for your family?



Make a wild animal mask



Make a snap game with words we see in books
Choose from these words.

I go to the come
some of

all are is a are was for


RECYCLING REMINDER

Design a poster to show what can be recycled in your household. Add colour, tips and pictures to help your family to remember to do their bit and reduce landfill waste.
When you've finished, ask an adult to stick it on the wall above your household bin.



CHOCOLATE PLAY DOUGH

It's Easter soon and we all love chocolate! Look at Miss Bakers recipe on Twitter for amazing chocolate playdough that lasts for ages. Imagine you are Grendel and make as many objects as you can with the playdough.



ECO WARRIOR

Be an ECO Warrior for the day. Design yourself and ECO Warrior badge and wear it so that you can help your family to remember to use less lights, keep doors closed and recycle waste like scraps of veg and fruit etc.




Make your own set of Numicon. Make 11 – 20 in turn using one ten and the correct amount of little ones. What happens when you get to 20? What do you need to do?



Find some scarves, ties, string or ribbon and put them in order of length from the shortest to the longest? Which is the longest? Which is the shortest?



Create a repeating pattern from household objects e.g. socks, knives and forks, Lego bricks etc



Don't throw away your egg boxes they are a great resource for sorting , making patterns or using as a tens frame for addition.

