

AM Wed Oct 10

<

>

dsd.instructure.com

resourceApple Tea...resources...sphero.ins...DashboardScout Trai...Home - Ce...Microsoft...Mail - 25crWeek 8...

Account

Dashboard

Courses

Calendar

Inbox

Help

Test > Assignments > Week 8 - Scratch

Home

Assignments

Discussions

Grades

People

Pages

Syllabus

Collaborations

Office 365

Class Notebook

Badges

Nearpod

Week 8 - Scratch

Due

Wednesday by 11:59pm

Points

0

Submitting

a file upload

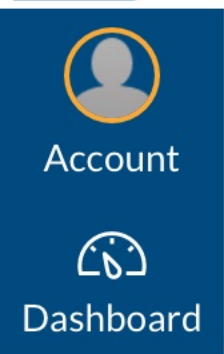
Remember it is **NOT** cool to create an account without parental permission if you under 13 years of age (ask Mrs. Roche about a little thing called FERPA sometime). We have parental permission from a form parents signed on myDSD, so this is okay.

Follow Mrs. Roche's instructions and examples in class.

- 1) Go to [Scratch](#)
- 2) Create a username using YOUR school username (example: 22nroche) and school password.
- 3) Fill in your birth month, the birth year, gender, and country.
- 4) Put in **YOUR EMAIL** for the parent/guardian email.
- 5) Confirm you have successfully created an account.

<b>For Computers:</b>  6) Once in Scratch, open a <b>NEW TAB</b> .  7) Go to <b>OFFICE 365</b>	<b>For iPads:</b>  5) While in Scratch, take a screenshot using the
--	---

Submit Assignment



Account




Dashboard



Courses



Calendar



Inbox




Help

15) Select **Office 365** (You may have to log in and give permission).

16) **Select** the appropriate folder and assignment.

17) **Attach** the document to this assignment

18) Press the **SUBMIT** button



When all this is done you may play and explore Scratch

File Upload

[Google Doc](#)

[CK-12 Practice](#)

[Office 365](#)

Upload a file, or choose a file you've already uploaded.

File:  no file selected

[+ Add Another File](#)

[Click here to find a file you've already uploaded](#)

Comments...

Cancel

Submit Assignment



Account



Dashboard



Courses



Calendar



Inbox



Help

assignment.

17) **Attach** the document to this assignment

18) Press the **SUBMIT** button

When all this is done you may play and explore Scratch.

[File Upload](#)
[Google Doc](#)
[CK-12 Practice](#)
[Office 365](#)


OneDrive



Search

Files

Name

Modified

File Size



Folder

09 Oct 16:47



4th Grade Folder

07 Sep 10:47



5th Grade Folder

05 Oct 12:55



6th Grade Folder

28 Aug 21:24



7th Grade Folder

27 Aug 13:10



Attachments

04 Jan 19:30



Classroom

27 Oct 13:44



Desktop

20 Aug 08:06





Account



Dashboard



Courses



Calendar



Inbox



Help



<input type="checkbox"/>	shapey.png	15 May 10:27	26.5KB
<input type="checkbox"/>	Should kids get homework over school breaks.docx	15 May 10:27	11.5KB
<input type="checkbox"/>	skeleton.docx	15 May 10:27	22.7KB
<input type="checkbox"/>	Spiders Edit Final.doc	24 Apr 10:38	71.5KB
<input type="checkbox"/>	Spiders Edit.doc	24 Apr 10:35	72KB
<input type="checkbox"/>	table shapes.docx	15 May 10:27	35.1KB
<input type="checkbox"/>	thank you note.pub	24 Oct 09:59	1.0MB
<input type="checkbox"/>	Think Big About Giving.docx	14 Jan 14:20	12.8KB
<input type="checkbox"/>	Timeline, Wild Bill Donovan.docx	23 Oct 22:21	12.4KB
<input type="checkbox"/>	Tuck Everlasting essay.docx	07 Feb 12:53	13.7KB
<input type="checkbox"/>	valentines.pub	15 May 10:27	24.5KB
<input type="checkbox"/>	Wild Bill Donovan.url	09 Oct 16:33	12.5KB
<input type="checkbox"/>	Word Processin3, 4.doc	15 May 10:27	22.5KB
<input checked="" type="checkbox"/>	Word Processing 1, 2.doc	15 May 10:27	22.5KB

Attach File





Account



Dashboard



Courses



Calendar



Inbox



Help

CK-12

13) Return to Canvas

14) Click **Submit assignment**.

15) Select **Office 365** (You may have to log in and give permission).

16) **Select** the appropriate folder and assignment.

17) **Attach** the document to this assignment

18) Press the **SUBMIT** button

11) **Attach** the document to this assignment

12) Press the **SUBMIT** button

When all this is done you may play and explore Scratch.

[File Upload](#)

[Google Doc](#)

[CK-12 Practice](#)

[Office 365](#)

File **Word Processing 1, 2.docx** Change

Additional comments

Comments...

Cancel

Submit Assignment





12) Go back to the Word document and **press CTRL + V**

13) Return to Canvas

14) Click **Submit assignment**.

15) Select **Office 365** (You may have to log in and give permission).

16) **Select** the appropriate folder and assignment.

17) **Attach** the document to this assignment

18) Press the **SUBMIT** button

give permission).

10) **Select** the appropriate folder and assignment.

11) **Attach** the document to this assignment

12) Press the **SUBMIT** button

When all this is done you may play and explore Scratch

### Submission

✓ **Submitted!**

Oct 16 at 9:07am

[Submission Details](#)

[Download Word Processing 1, 2.doc](#)

Comments:  
No Comments

