



Week



12






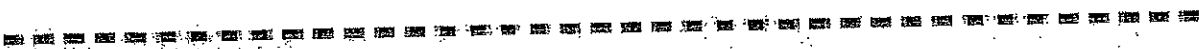
is for
nest


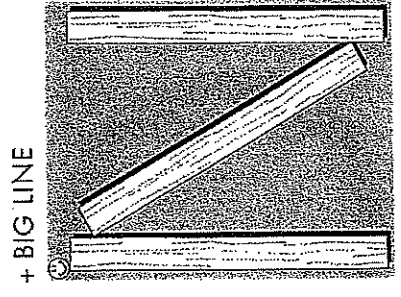
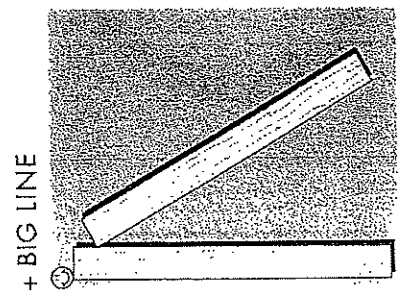

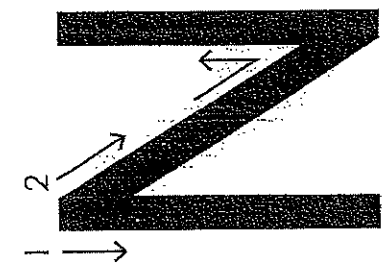


Sort the Letters





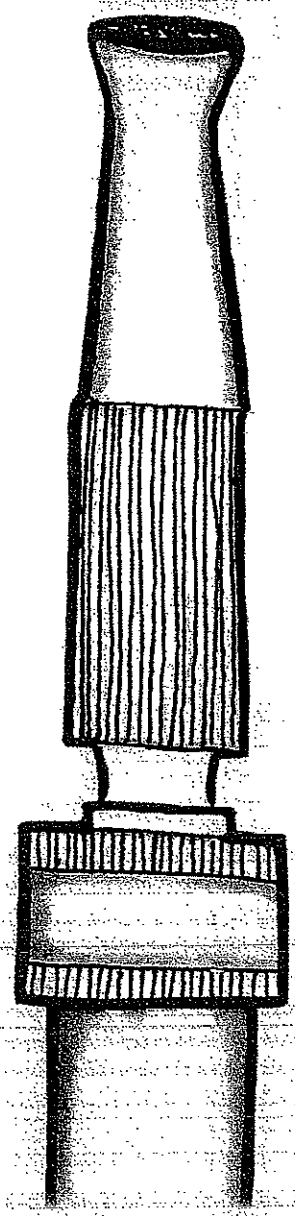
Cut out each of the letters below.









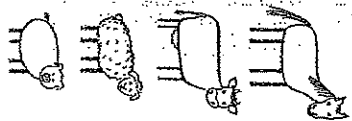


NOZZLE

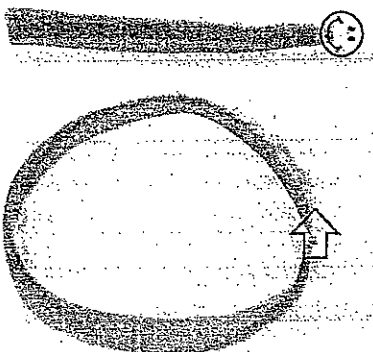




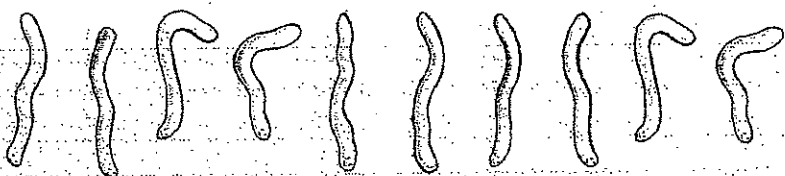

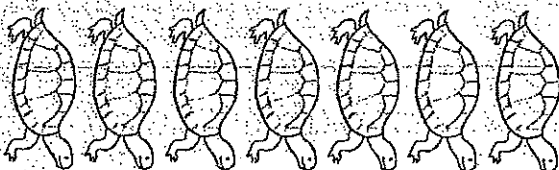



NUMBER REVIEW





* Count & Trace







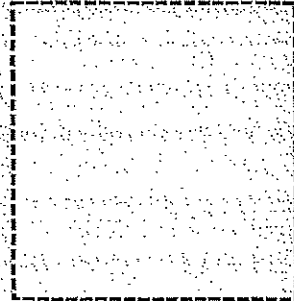

NUMBER REVIEW










Which one is different?








What Comes Next?




Tracing




Cutting Practice





Easter Egg

Counting Puzzle. Print, cut out on solid black lines, laminate for durability and put the puzzle together in the correct number order.




© Fun With Mama

Fine Motor and Letter Practice for Home

Hand skills are crucial to successful handwriting. Small movements of the hand are referred to as fine motor skills. If you believe that your child needs extra activities to strengthen his/her hands or fine motor skills, here are a few suggestions of activities to do with your child.


- Do finger plays. Find books with finger plays at your library.
- Cut pictures from newspapers or magazines. Take a large black marker and draw a line around the picture to give a guideline.
- Put together small beads, Legos, Tinker Toys, Lincoln Logs, etc.
- Knead dough or clay and build an object.
- Find small objects hidden in the dough.
- Play pegboard games.
- Gather small objects from around the house (small buttons, beads, etc.) and place them in a container. Pick them up off the table with a pair of tweezers and place them back in the container.
- Play with any toys that require moving or placing little pieces.
- Squirt a water bottle outdoors on the sidewalk.
- Squeeze a kitchen baster to move cotton balls with air. Have a race on the table.
- Finger paint with Jell-O or cocoa on a paper plate.
- Use small marshmallows and toothpicks to form letters.
- String popcorn, buttons, or beads to make necklaces.
- Create a design on a piece of paper with a hole punch.
- Clip clothespins to a container.
- Lace cards.



You can do several fun activities at home to encourage letter practice. Make sure to always model the letter for your child. A few activities are listed below:

- While your child is in the bathtub, draw letters on the wall of the tub in shaving cream or soap paint.
- Take turns tracing letters on each other's backs and guess the letter. (Write the letter on a piece of paper.)
- Finger paint letters.
- Write letters on the sidewalk with chalk.
- Trace letters in the snow or in the sand.
- Form letters out of dough or clay.
- Make cookie letters. Form the letters by rolling the dough and putting the pieces together.
- Form letters out of French fries.
- Make letters with pipe cleaners.
- Draw letters on the carpet with your fingers.
- Decorate a letter collage using glitter, paint, and markers.
- Use different types of pencils for writing practice (gel pens, colored pencils, scented markers, crayons, etc.).
- Write your shopping lists together.
- Use a flashlight and make letters on the wall. Guess the letter that was made. Cut out letter templates to place in front of the flashlight.
- Put letters on a die. Roll the die and write a word that starts with the letter.
- Fish for words. Place cut-out fish in a shoebox. Write words or letters on the fish. Attach paper clips to the fish and adapt a small pole with a magnet. Come up with a word or sentence using the letter or word on the fish that is caught.
- Write with icing tubes.

GET SET FOR SCHOOL!



Big Line
Big Line
Little Line



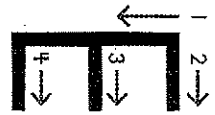
Big Line
Little Curve
Little Curve



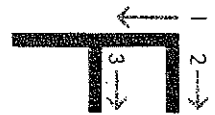
Big Curve



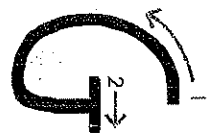
Big Line
Big Curve



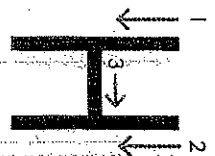
Big Line
Little Line
Little Line
Little Line




Big Line
Little Line
Little Line



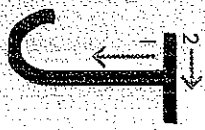
Big Curve
Little Line
Little Line



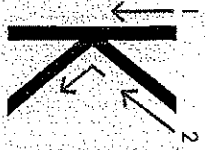
Big Line
Big Line
Little Line




Big Line
Little Line
Little Line



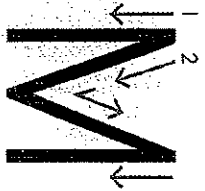
Big Line
Turn
Little Line



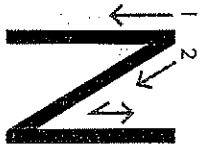
Big Line
Little Line
Little Line



Big Line
Little Line



Big Line
Big Line
Big Line
Big Line



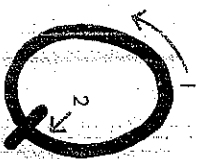
Big Line
Big Line
Big Line



Big Curve
Go around



Big Line
Little Curve




Big Curve
Go around
Little Line




Big Line
Little Curve
Little Line



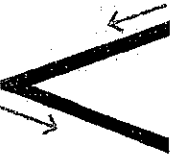
Little Curve
Turn
Little Curve




Big Line
Little Line



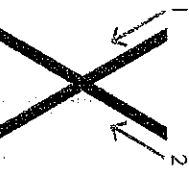
Big Line
Turn
Big Line




Big Line
Big Line



Big Line
Big Line
Big Line
Big Line



Big Line
Big Line




Little line
Big Line




Little Line
Big Line
Little Line




Lowercase Formation Chart




Magic c up like a bump back down bump



dive down swim up and over down




dive down swim up and over around bump




Dots for you!

down bump dot




Magic c



Dots for you!


down turn dot



Magic c up like a up higher back down bump


down bump the line kick! slide away

start little line up and around stop




Start at the top!

down bump the line




At first, curve up. Then go straight down.


up down bump the line cross



start with n swim up and over down (n has two humps)







bump Magic c up like a back down turn




dive down swim up and over down (n has one hump)



Lowercase Formation Chart











Magic c keep on going stop









bump
down, travel, up back down bump










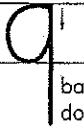
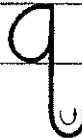
dive down swim up and over around bump









slide down slide up











Magic c bump up like a back down U turn









slide down and up slide down and up










dive down swim up and over









slide down slide down








little Magic c little Magic c turn down curve around





slide down slide down





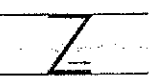
Start of the top!

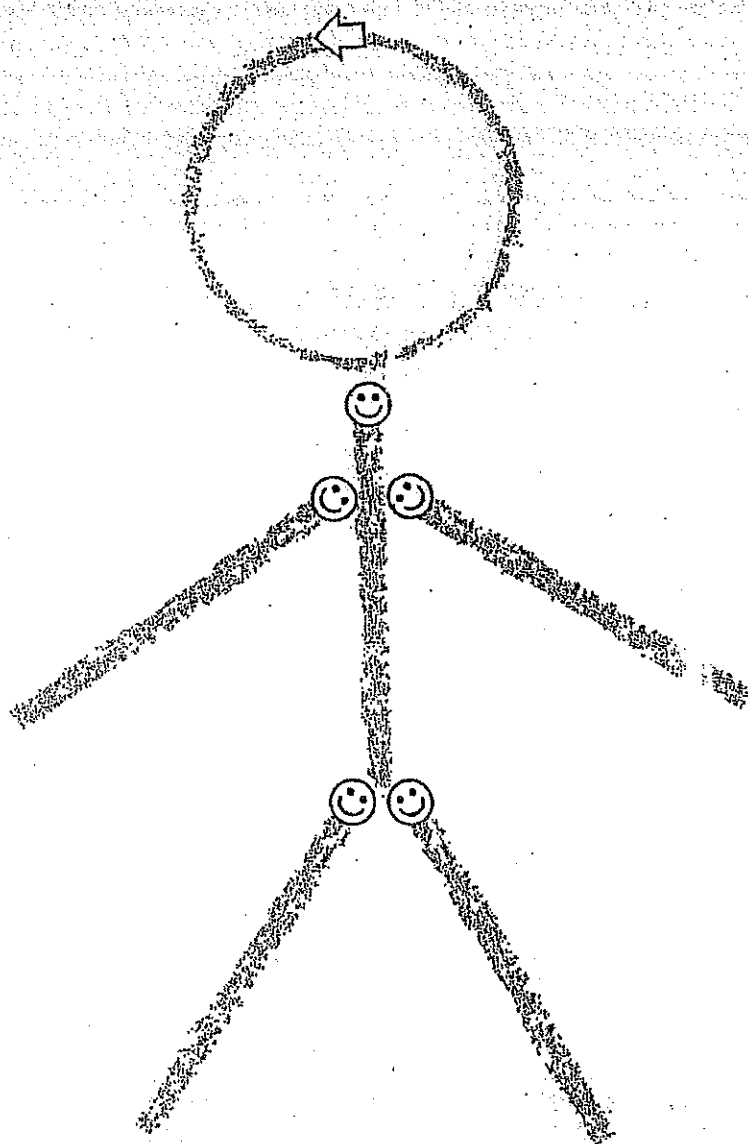
down bump the line cross

Directions for crossing t:
Left-handed Right-handed








go across slide down go across

















Preschool Family Activity Calendar

April 2020

Circle  for reading 15 minutes
Circle  for doing the activity in the box

Center _____
Teacher _____






















































	Monday	Tuesday	Wednesday	Thursday	Friday	Saturday	Sunday
	 	 	 	 	 	 	 
6	Sink and Float Put a rubber ducky or ball in the bathtub. Does it float or sink? How can you make it float or sink?	Cold and Hot Simply fill one container with ice and the other with warm tap water. Encourage child to manipulate it. Talk about temperature changes.	Around the house Name objects around you. Describe their shape, size, materials, are they heavy, light, soft, long, short. Make a drawing of your favorite.	Sensational Scarves Gather your scarves or pieces of fabric. Place them on the floor and make shapes or designs with them.	Bird Nest Model Observe a bird nest and try to create a model nest, using mud, twigs, and other materials.	Make your own music Use kitchen utensils (Pots, pan, spoons) to make music. Sing a song with your child. Focus on the rhythm and the sound patterns.	Obstacle Course Make an obstacle course on your back yard. Encourage child to jump, skip, and balance. Use words like under, over, around, etc.
13	Poster Board Glue a few pieces of fabric on a poster board and allow child to sort different textures. Ask how do they feel, compare with other textures.	Water & Ducks Place plastic cups and water in a large container, add small plastic rubber ducks. Use straws to blow and move the ducks using wind. Make them go faster.	Setting up table Set up the table for snack. Count how many napkins, places, spoons, etc.	Sticky Situation Tape a piece of contact paper on the wall and give your child cotton pieces and Q-tips to stick on it. Make groups, how many on each group?	Tell a story Talk to your child, tell him about your day, and ask him to retell the events.	Pull It out! Place pieces of fabric in a box full of holes and encourage child to pull them out. Make groups of fabric by their texture (soft/rough) count all the pieces in each group.	Pouring Station Using just water and cups. Create a simple pouring station that will hold your child's attention for a long time. Add droppers, spoons, etc. to make it interesting.
20	Car Race Make a car race using car toys, which will go faster and why? Change their direction to make them go slower/faster/straight	Measuring with toys Line up toys. Count how many objects. Make 2 lines and notice which one is longer/shorter.	Laundry Hamper Sort laundry by groups (socks, shirts, pants) count how many in each group. Use a chart use tally marks to show quantity.	Cup Towers Use plastic cups or disposable cups and encourage child to stack them up. How can you make the tower taller/wider/stronger.	What is missing? Set up 5-10 items on a tray. Cover them and remove one, uncover the objects and guess which one is missing.	New Sounds Turn off TV and allow child to hear sounds/noises in the environment and to identify the source.	Let's take a walk Take your child for a walk and name things in the environment.
27	Dancing Partners Encourage your child to dance and make music with pans, pots, etc. Follow a pattern.	Guess What? "Guess what has four feet and a long hairy nose?" Continue the game using different animals, objects	Sock Patterns Make a pattern using socks. Large/small/large. Or Blue/white/blue	Texture Exploration Look for shapes around the house. How are they alike or different?	Kitchen Patterns Make Patterns using cooking utensils. Fork/spoon/fork	Towers Stack up boxes to make a tower. How can you make it taller, wider, stronger, etc.	Reading time Read to your child, change the characters, the beginning and the ending.

Child's Name _____ Tally _____ + _____ = _____ Total _____
 Parent's Signature _____ # of  _____ # of  _____
 Date _____ Teacher's Initials _____

Circule el  al leer por 15 minutos
 Circule el  al hacer la actividad de la caja

Centro _____

Maestro(a) _____

Lunes	Martes	Miércoles	Jueves	Viernes	Sábado	Domingo
1  	2  	3  	4  	5  	6  	7  
Explorando Nuestra Casa Nombre los objetos a su alrededor. Describa su forma, tamaño, material, si son pesados o livianos, suaves, ásperos, largos o cortos. Hagan un dibujo de su objeto favorito.	Bufandas Fantásticas Saque sus bufandas o piezas de tela que tenga. Póngalas en el piso y haga figuras o formas con ellas.	Nido de Pájaro Observe un nido de pájaro y trate de crear una réplica del nido usando lodo, ramitas y otros materiales.	Haciendo Música Utilice utensilios de cocina (Cazuelas, ollas, cucharas) para hacer música. Cante una canción con su hijo. Enfóquese en el ritmo y los patrones del sonido.	Pista de Obstáculos Haga una pista de obstáculos en su patio trasero. Anime a su hijo a brincar, saltar, o balancearse. Utilice palabras como "debajo, sobre, alrededor, etc."	Vaciando Use solamente agua y vasos. Organice una estación simple donde vacíe el agua de vaso en vaso manteniendo la atención de su niño por bastante tiempo. Añada goteros, cucharas, etc., para hacerlo más interesante.	Vamos a Caminar Salga a caminar con su hijo y nombre las distintas cosas que ven en su entorno.
8  	9  	10  	11  	12  	13  	14 
Sirviendo la Mesa Sirva la mesa para el bocadillo. Cuente cuantas cucharas, cuantos tenedores o servilletas hay.	Situación Pegajosa Coloque una pieza de papel adhesivo en la pared y déle a su hijo algodón y cotonetes para que los pegue. Haga grupos con ellos. ¿cuántos hay en cada grupo?	¿Cuál nos Hace Falta? Ponga entre 5-10 objetos en una charola. Cúbralos y quite uno de ellos. Descubra los objetos y advínele cuál de ellos nos hace falta.	Nuevos Sonidos Apague la tele y permita que su hijo escuche sonidos/ruidos en el ambiente y que identifique su origen.	La Torre Aplique cajas para hacer una torre. ¿Cómo la puede hacer más grande, más larga, más fuerte?	Horas de Leer Lea con su hijo, cambie los personajes, el principio, y el final.	
15  	16  	17  	18  	19  	20  	21 
Cesto de Ropa Clasifique la ropa por grupos (calcetines, camisas, pantalones), cuente cuantos hay en cada grupo, haga una gráfica para mostrar cantidades.	Torre de Vasos Utilice vasos desechables o de plástico y anime a su hijo a apilarlos. ¿Cómo puede hacer la torre más alta, más ancha o más fuerte?	Explorando Texturas Identifique diferentes texturas dentro de su casa. ¿Cuáles son las similitudes y cuáles son las diferencias?	Patrones en la Cocina Elabore patrones utilizando utensilios de cocina: tenedor/cuchara/tenedor	Predicciones Divertidas Haga predicciones alrededor de la casa. Advínele cuantos pasos hay entre la cocina y el baño, cuántos juguetes caben en un contenedor, cuántos vasos de agua se necesitan para llenar la jarra.		
22  	23  	24  	25  	26  	27  	28 
Diseño de Calcetines Haga un diseño en el piso usando calcetines: grande/chico/grande o azul/blanco/azul	Explorando Juguetes Junte sus juguetes y cuéntenlos. Haga dos líneas con ellos e identifique cuáles son más largos y cuáles son más cortos.	Herramientas de Cocina Ponga utensilios de cocina en un contenedor y ayude a su hijo a manipularlos. Hable acerca de lo que son, para que son y su nombre.	Animales de Peluche Haga una hilera con los peluches del más grande al más pequeño al jugar con ellos.			

Nombre del Niño _____

Firma del Padre _____



Fecha _____

Cuenta _____ + _____ = _____
 # de  # de  Total _____















Iniciales del Maestro(a) _____

Preschool Family Activity Calendar

























































May 2020

Circle  for reading 15 minutes
Circle  for doing the activity in the box

Center _____
Teacher _____

	Monday	Tuesday	Wednesday	Thursday	Friday	Saturday	Sunday
	 	 	 	 	 	 	 
4	Transit Observer Observe through the window. Count how many cars pass by your house in 1 minute. Count how many blue ones/trucks/buses.	Read to your Child After reading the book, ask How and why questions to your child.	Play Ball Play ball outdoors. Use words such as slow, fast, distance, as you roll the ball. Then add bounce, higher, balance.	Light Objects Walk around the house and look for light objects. Line them up and count them.	Tell a story Ask your child to tell you a story, ask him about the characters, the beginning, middle and end.	Word Clapping Sing a song and clap the words on the first sentence.	Hide and Seek Play hide and seek, hide an object and provide child with clues. Celebrate when he finds it.
11	Nature Changes Observe the trees outside, talk about changes on the leaves.	Weight Predictions Predict using rocks and leaves. A rock is heavier than a leaf, compare with a book, spoon, plate.	Bubble Bath Give your child a bubble bath. Make and count the bubbles, talk about transparent, sphere, clear, floats, etc	Mystery Box Have a variety of objects in a box. Start by describing each object using concepts such as round, edges, clear, bumpy, etc.	Fruit Shake Make a fruit shake and talk about cause and effect. Solid/liquid changes.	Kitchen Band Have a variety of kitchen gadgets and encourage child to bang the objects and make music, follow the rhythm.	Drop ,Drop Have a large clear plastic container, add water and make a hole on the lid. Predict which objects will float or sink and why.
18	Sandwich shapes Make a sandwich, cut it in half/fourths, and talk about how are they the same or different.	Hot & Cold Sort clothes by use. Shorts for hot weather, sweaters for cold weather.	Story Counting Read a book and count the characters of the story, name them and recall their role.	Cans and Boxes Count cans and boxes in the kitchen. Do you have more boxes or cans? How are they different/alike?	Can Seriation Line up the cans you counted yesterday. Seriate them by tallest to shortest. Do you have 2 that look the same?	Measuring with footsteps Use footsteps to measure the length of a rug or a hallway.	La-la-la Sing a popular song and change the words to make it fun. Count how many words on a sentence.
25	Board Games Play simple board games like 'snakes and ladders' together.	Building Blocks Have a variety of boxes in different sizes and encourage child to build structures with them.	Cereal Box Puzzle Cut the face of a cereal box in pieces to make a puzzle. Encourage child to put the puzzle together.	What is Different? Go on a nature walk again and ask your child what is different from yesterday's walk and what is the same?	Graphing Count the windows and doors in your house. Talk about how are they alike and different.	Follow My Directions: "Crawl under the table...move two steps to the left...etc" (Works even better if you hide a surprise at the end).	Verbal Patterns What Comes Next?: "tree flower, flower, tree, flower flower..." (the child says "tree!")
31							

Child's Name _____ Tally _____ + _____ = _____ Total _____
 Parent's Signature _____ # of  _____ # of  _____
 Date _____ Teacher's Initials _____

Lunes	Martes	Miércoles	Jueves	Vienes	Sábado	Domingo
4  	5  	6  	7  	8  	9  	10  
Observando el Tráfico Observe a través de la ventana. Cuente cuantos carros pasan por su casa en 1 minuto. Cuente cuantos carros azules, autobuses, o camionetas pasaron.	Lea con su Hijo Después de leer un libro haga preguntas "Cómo" y "Por qué" a su hijo.	Jugando a la Pelota Juegue a la pelota afuera de su casa. Utilice palabras como, lento, rápido, distancia al lanzar la pelota. Después añada rebote, alto, balance.	Objetos Ligeros Camine alrededor de su casa y busque objetos ligeros. Haga una hilera con ellos y cuéntenlos.	Cuenta una Historia Pídale a su hijo que le cuente una historia, pregúntele quienes son los personajes, cuál es el principio, la mitad, y el final.	Aplaudiendo con Palabras Cante una canción y aplauda al pronunciar las palabras del primer enunciado.	Las Escondidas Juegue a las escondidas, esconda un objeto y déle pistas para encontrarlo. Celebren juntos cuando lo encuentren.
11  	12  	13  	14  	15  	16  	17  
Cambios de Naturaleza Observe los árboles de afuera y hable de los cambios que nota en las hojas.	Predicciones de Peso Haga predicciones usando piedras y hojas. Una piedra es más pesada que una hoja. Compare la piedra con una cuchara, un libro, un plato, etc.	Baño de Burbujas Dede a su hijo un baño de burbujas. Haga y cuente burbujas, hable sobre "transparente, esteras, claro, flota, etc."	Caja de Misterios Coloque una variedad de objetos dentro de una caja. Comience por describir cada objeto usando conceptos como: redondo, orillas, transparente, largo, cuadrado.	Malteadas Haga una malteada de frutas y hable sobre causa y efecto. Los cambios de sólido a líquido.	Orquesta en la Cocina Junte una variedad de objetos de la cocina y anime a su hijo a golpearlos para hacer música, siga el ritmo.	Objetos Flotantes Añada agua a un contenedor grande de plástico y haga un agujero en la tapadera. Al poner objetos dentro haga una predicción sobre qué objetos van a flotar y cuáles se van a hundir, y por qué.
18  	19  	20  	21  	22  	23  	24  
Figuras de Sándwich Prepare un sándwich y córtelo por mitad/cuartos, y hable de cómo se asemejan y cómo son distintos.	Caliente o Frío Clasifique ropa por su uso. Shorts para el clima caliente y suéteres para el clima frío.	Contando Personajes Lea un libro y cuente los personajes de la historia, nombrelas a todos y recuerden su rol en el cuento.	Cajas y Latas Cuenta las cajas y latas en la cocina. ¿Tienen más cajas o más latas? ¿En qué se parecen y en qué son distintas?	Clasificación de Latas Haga una hilera con las latas que contaron ayer. Clasifique de la más alta a la más pequeña. ¿Tienen al menos 2 que son iguales?	Midiendo con Nuestros Pasos Use sus pasos para medir lo largo de una alfombra o un pasillo.	La-la-la Cante una canción popular y cambie la letra para hacerla más divertida. Cuente las palabras de cada enunciado.
25  	26  	27  	28  	29  	30  	31  
Juegos de Mesa Jueguen juntos juegos de mesa sencillos como 'serpientes y escaleras,'	Bloques de Construcción Consigna varias cajas de distintos tamaños y anime a su hijo a construir estructuras con ellas.	Rompecabezas del Cereal Corte la carátula de una caja de cereal en muchas piezas para hacer un rompecabezas. Anime a su hijo a armarlo.	¿Algo cambió? Saigan de nuevo a pasear por la naturaleza y pregunte a su hijo, ¿notas algo diferente al paseo del día de ayer, y qué sigue igual?	Similitudes y Diferencias Cuenta las puertas y ventanas de su casa. Hable sobre sus similitudes y diferencias.	Siguiendo Direcciones Gatee debajo de la mesa... muévete dos pasos a la izquierda, etc." (Funciona mejor si ofrece un premio al final).	Patrones Verbales ¿Qué sigue después?: 'árbol, flor, flor, árbol, flor, flor ...' (El niño dirá árbol!)

Nombre del Niño _____ Cuenta _____ + _____ = _____

Firma del Padre _____ # de  # de  Total _____

Fecha _____ Iniciales del Maestro(a) _____