

second grade week 5 plans

Week of May 18th - 22nd

As part of our distance learning guidelines, all students should be doing 2 - 3 hours of work at home each day (Monday through Friday). This includes time on Zoom with your teacher, Iread time, and the time spent on the assignments listed below.



	Monday	Tuesday	Wednesday	Thursday	Friday
	Daily Common Core/ Morning Work Complete one page each day.				
Spelling	Complete spelling on Daily Common Core Page U 6 - 5	Pick a spelling choice from the spelling calendar Unit 6 - 5	Complete spelling on Daily Common Core Page Unit 6 - 5	Pick a spelling choice from the spelling calendar Unit 6 - 5	Optional: ask a parent to give you a spelling test.
Writing	Opinion Writing: Brainstorm: Write down ideas for your writing topic.	Opinion Writing: Work on writing your draft.	Opinion Writing: Work on writing your draft.	Opinion Writing: Edit your rough draft.	Opinion Writing: Write your final copy in your best penmanship.
Reading	Read Your Turn story <u>Growing Up In One Day</u> p. 293 - 294. Optional: answer comprehension	Read <u>Splash Into Summer Fun</u> and answer questions 1, 2, 3, 4 & 8.	Read <u>Splash Into Summer Fun</u> and answer questions 5, 6, 7, 9 and 10.	Read the story <u>Beach of Glass</u> from Scholastic News.	Read a book of your choice either online or a personal book. Retell the story with a family member.
Math	Practice math facts on a daily basis for 10 to 15 minutes each day. This can be accomplished by using flashcards, iknowit.com, splashlearn.com and coolmath.com. Another option is Prodigy.				
	Math: Addition and Arrays Complete Math workbook page: 133 -134	Math: Addition and Arrays Complete Math workbook page: 135 - 136	Math: Addition And Arrays ! Creating Equations	Math: Addition and Arrays Complete Math workbook page: 137 - 138	Math: Addition and Arrays Gumballs Galore

Every time you see a you need to take a picture of this item and submit this to your teacher digitally through your teacher's school email. If you are doing a paper packet, you need to submit this to the school to be graded. If you are not able to submit your child's work digitally, you need to drop off THIS PACKET on May 15 the

In order to access Scholastic News (www.scholasticnews.com), you will need your class password: They are:
 Wheeler: Password is Wheeler26 Price: Password is Price19/20 Correia: Password is Correia20
 Frings: Password is hesroom10


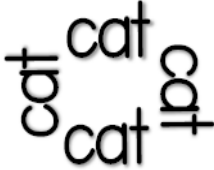
Spelling Words for Unit 6 Week 5:

way	away	root	balloon	play
display	reach	enjoy	explain	meadow
little	middle	complete	enough	river

Writing Topic: In your opinion, what is the best type of sport to play. Support your opinion with three reasons.








2nd grade spelling calendar



Put this weeks spelling words in alphabetical order.	Use this weeks spelling words in a sentence.	Write each word and circle all of the vowels. (a e i o u)	Write a story using as many spelling words as you can.	Write each spelling word in rainbow letters.
Write each of your words 3 times to make a triangle. 	Write each of your words 4 times to make a rectangle. 	Draw a picture of a house. Write your spelling words on the house.	Write your spelling words in waves or in zig zags.	Write your spelling words 3 times each. The first time write them in pen, the second time write them in pencil and then in crayon.
Choose all of your spelling words and write a silly sentence for each work.	Shout, sing or cheer your spelling words.	Using your fanciest writing, write your words with curly, dotty or other fancy letters.	Write your spelling words on someone's back and have them guess what the word is.	Type your words on the computer using different fonts to make it fun and email it to your teacher.
Choo-choo words: write all of your words one right after the other, using a different color for each word to make a word train.	Write your words from shortest to longest.	Write your words with sidewalk chalk.	Draw a picture and hide your spelling words in the picture.	Build your words with scrabble tiles or magazine letters.




second grade writing




	Monday	Tuesday	Wednesday	Thursday	Friday
Week 1	20 Minutes Total Narrative: Brainstorm: Write down ideas for your writing topic.	20 Minutes Total Narrative: Work on writing draft.	20 Minutes Total Narrative: Work on writing draft.	20 Minutes Total Narrative: Edit your rough draft.	20 Minutes Total Narrative: Final copy using your best penmanship. 
Week 2	20 Minutes Total Opinion: Brainstorm: Write down ideas for your writing topic.	20 Minutes Total Opinion: Work on writing draft.	20 Minutes Total Opinion: Work on writing draft.	20 Minutes Total Opinion: Edit your rough draft.	20 Minutes Total Opinion: Final copy using your best penmanship. 
Week 3	20 Minutes Total Informational Brainstorm: Write down ideas for your writing topic.	20 Minutes Total Informational: Work on writing draft.	20 Minutes Total Informational: Work on writing draft.	20 Minutes Total Informational: Edit your rough draft.	20 Minutes Total Informational: Final copy using your best penmanship. 
Week 4	20 Minutes Total Narrative: Brainstorm: Write down ideas for your writing topic.	20 Minutes Total Narrative: Work on writing draft.	20 Minutes Total Narrative: Work on writing draft.	20 Minutes Total Narrative: Edit your rough draft.	20 Minutes Total Narrative: Final copy using your best penmanship. 
Week 5	20 Minutes Total Opinion: Brainstorm: Write down ideas for your writing topic.	20 Minutes Total Opinion: Work on writing draft.	20 Minutes Total Opinion: Work on writing draft.	20 Minutes Total Opinion: Edit your rough draft.	20 Minutes Total Opinion: Final copy using your best penmanship. 

 Topics 
Week 1: Write a story about a child who loses his/her favorite toy.
Week 2: In your opinion, should a child be allowed to have a cell phone? Support your opinion with three reasons.
Week 3: Research and write an informational piece about a topic that you learned from your reading in either Scholastic News or ReadWorks.
Week 4: Write about a time you felt especially proud.
Week 5: In your opinion, what is the best type of sport to play. Support your opinion with three reasons.





Writing can be completed on a paper of your choice (attached pages, in your journal or any paper from home)
When you get to a , please make sure you turn that page in either to the office by the date needed or take a picture of it and email it to your teacher.

SECOND GRADE WRITING:


Topic Sentence: :



For a Narrative:
Write three events to
finish your story.
For Opinion: Write
three reasons to
support your opinion.
For Information: Write
three details about
your topic. ::



Think about the weekly assigned topic. Please remember to start with a capitalized title. Next, don't forget to indent and write your topic sentence. After this, please write 3 to 4 detailed sentences and include your transition words. Complete your writing with a great concluding sentence.



Self Check: Color in each box if you have these in your writing. :

I used finger spaces.

I have nice writing.

I used punctuation. .

My writing makes sense.

SECOND GRADE WRITING:

Handwriting practice area with multiple sets of three horizontal lines (top solid, middle dashed, bottom solid) for writing practice.



Self Check: Color in each box if you have these in your writing. :

I used finger spaces.

I have nice writing.

I used punctuation. .

My writing makes sense.

one hundred seventy-six

Sort the words.

listen bomb
match comb

silent b

silent t

Write the words in order from large to largest.
giant enormous huge big

cora cant here so shes' lerning to sine

- ☐ lissen
- ☐ lisen
- ☐ listen

409 is ten less than:

limb

[noun] An arm or a leg is a limb.

It does not mean:

Write your spelling words in ABC order.

rule

+ 10

1,360

1,370

At the toy store there were 31 teddy bears, 20 dolls, 13 trains, and 25 puzzles. How many toys are there in all?



- ☐ 1:50
- ☐ 10:05
- ☐ 12:50

What's the underlined digit's value?

642

- ☐ 6
- ☐ 600
- ☐ 60

one hundred seventy-seven

I've never seen it rain so hard. If you don't have an umbrella you'll get _____!

wet damp drenched

Trace. Write. **Draw** something.

draw


Write about some things you might see on the floor.

- ☐ I used correct capitals. ☐ I used correct punctuation. ☐ I used my best spelling. ☐ My sentence makes sense.

Sight Words

Write each word in the box it fits.

stared leave warm could've enough



Circle the **air** and **are** words in each sentence.
Then sort the words by their spelling.

Be careful on the stairs!

He saw a pair of hares.

It's only fair to share.

He scared me off my chair!

That's a rare hairstyle.


air	are

Corey has 3 dollars and 5 dimes. Blair has 2 dollars and 7 quarters. Who has more money?

How much more?

Clarey bought a kite for 89¢. She paid with 4 quarters. How much money did she get back?

What number do the base-10 blocks show?



___ thousand ___ hundreds ___ tens ___ ones

$$\underline{\quad} + 46 = 119$$

☐ 165 ☐ 133 ☐ 73

one hundred seventy-eight

secondary window net

Which word has a different vowel sound than **hare**?



pear heart where air

Match each abbreviation with the full word.

Dr. junior min

Jr. minute doctor

Good you get lice from sharing a comb

☐ sincere


☐ answer

☐ answer



Because the dog hurt her limb...

Write each of your spelling words. Then use a crayon and draw a popcorn shape around each word.



Fill in the blanks with **in** [inches] or **ft** [feet].

The height of my math book is 11 ____.

The length of a paper clip is 1 ____.

The height of a door is about 7 ____.

A pencil box is about 9 ____ wide.

The furniture warehouse had 617 chairs. A shipment of 234 chairs arrived. How many chairs are in the warehouse now?

23 + 13 is ____.

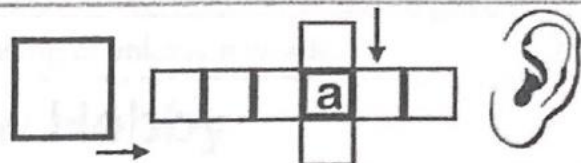
☐ odd ☐ even ☐ neither

354 of the chairs sold. How many are still in the warehouse?

2 dollars 10 dimes

☐ \$2.10 ☐ \$3.00 ☐ 30¢

I'm yearning for a new bike. I stop to look at the bike store almost every day. I really, really hope I get one for my birthday. **What does yearn mean?**



Write a question about a magic door.

☐ I used correct capitals. ☐ I used correct punctuation. ☐ I used my best spelling. ☐ My sentence makes sense.

Sight Words

Write each word. Circle the vowels.

above _____

leave _____

warm _____

enough _____

could've _____

2-
12

Use what you know about adding and subtracting to solve the problems. Watch the signs!

$\begin{array}{r} 7 \\ + 2 \\ \hline \end{array}$	$\begin{array}{r} 6 \\ - 4 \\ \hline \end{array}$	$\begin{array}{r} 10 \\ + 3 \\ \hline \end{array}$	$\begin{array}{r} 6 \\ + 7 \\ \hline \end{array}$	$\begin{array}{r} 14 \\ - 7 \\ \hline \end{array}$	$\begin{array}{r} 12 \\ - 3 \\ \hline \end{array}$	$\begin{array}{r} 4 \\ + 4 \\ \hline \end{array}$	$\begin{array}{r} 9 \\ - 7 \\ \hline \end{array}$
$\begin{array}{r} 10 \\ + 7 \\ \hline \end{array}$	$\begin{array}{r} 11 \\ - 2 \\ \hline \end{array}$	$\begin{array}{r} 3 \\ + 8 \\ \hline \end{array}$	$\begin{array}{r} 5 \\ + 7 \\ \hline \end{array}$	$\begin{array}{r} 12 \\ - 6 \\ \hline \end{array}$	$\begin{array}{r} 10 \\ - 5 \\ \hline \end{array}$	$\begin{array}{r} 8 \\ + 3 \\ \hline \end{array}$	$\begin{array}{r} 9 \\ - 4 \\ \hline \end{array}$

$4 + \underline{\quad} = 7$

$16 - 10 = \underline{\quad}$

$11 - \underline{\quad} = 4$


$18 - \underline{\quad} = 9$

$7 + \underline{\quad} = 12$

$2 + \underline{\quad} = 8$

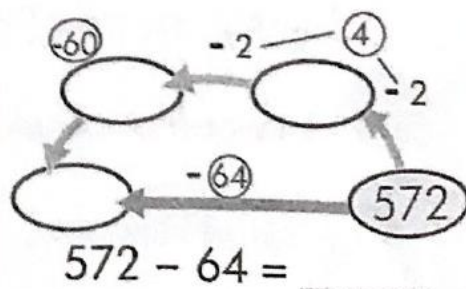
There are 5 squares. How many angles are there?

Show 3 different ways to partition a square into fourths.



Color a fourth of each square.

Subtract 64 from 572.



What comes next?

608, 612, _____

☐ 610 ☐ 614 ☐ 616

I can use clues to find the meaning of unknown words.

Mom's New Hobby

Mom's newest hobby is knitting. At first she was happy making scarves and hats. But pretty soon we had more hats than we have heads in our house! Then Mom decided to try making a sweater. She worked for many weeks. Everywhere she went her knitting went too. She knitted in the car, in line at the store, and at my soccer games. At last she was done. She was very proud of her work and asked me to try it on. I told her not to worry, I'm sure I'll grow into it.

1. What did Mom knit first?

- ☐ hats ☐ sweaters ☐ socks







2. What is a *hobby*?

- ☐ A special kind of sweater.
☐ Something you carry around.
☐ Something you do for fun.



How well did I read?

Whisper read the passage to yourself. Then check (✓) what you did well.

- ☐ read smoothly 
☐ read quickly 
☐ remembered the words 
- ☐ used expression 
☐ used punctuation 
☐ sounded like talking 

One thing I will work on next time is: _____


Name _____

Read the poem. Use the summarize strategy to retell the poem in your own words.

Growing Up in One Day

- If I could grow up in just one day,
09 how would I work to get my pay?
17 I could be a teacher
22 in a class,
25 helping children
27 to learn and pass.
31 The moving children
34 would be an army of ants,
40 walking to class in
44 a happy trance.
47 I could be a chef
52 in a busy kitchen,
56 I'd have helpers
59 that would always pitch in.
64 If a diner's stomach
68 was a bottomless pit,
72 My cooks and I
76 would never sit.

Name _____



79 I could be a firefighter
84 in a truck,
87 putting out fires
90 and helping cats that are stuck.
96 My legs would be machines.
101 I'd climb so fast
105 and bring the cat down
110 safe at last.

113 I won't grow up
117 for quite awhile,
120 but I have some ideas
125 that make me smile.

Splash into Summer!

Summer is just around the corner. It is a time when many kids swim and play outdoors. Follow these simple steps to stay safe and have fun this summer.

1. Be Water-Wise

Pools, lakes, and oceans are great places to beat the summer heat. While you swim and play, make sure to follow water-safety rules.



photos.com

Always swim with a buddy.

Quick Tips

- Always swim with a buddy, never alone.
- Be sure an adult is watching you while you swim.

2. Stay Sun-Safe

Being outside in warm, fresh air is fun during the summer. Although the sun feels nice, it can be harmful. Sun can burn your skin even in a short time.

Quick Tips

- Always use sunscreen. Remember to rub it in evenly.
- Wear a hat or sunglasses to protect your eyes.

3. Act Wheel-Smart

In-line skating, biking, and riding a scooter are good ways to stay fit. It is important to follow road rules and be wheel-safe.



photos.com

Always wear a helmet when you ride.

Quick Tips

- Always wear a helmet when you ride and skate.
- Use wrist guards, knee pads, and elbow pads while in-line skating.

Summer Safety Checklist

- Drink plenty of water while playing outdoors.
- Play only in safe places, away from streets.
- Stay away from hot grills and open fires.
- Follow all playground rules.
- Use bug spray to prevent insect bites.

Name: _____ Date: _____

1. Who should be with you when you are swimming?

2. What are three things you should put on your body to protect yourself from the sun?

3. Why is it important to stay away from grills and open fires?

4. What is the main purpose of this passage?

5. The question below is an incomplete sentence. Choose the word that best completes the sentence.

_____ sunlight can damage your skin, you should put on sunscreen before playing outside in the summer.

- A. So
- B. Because
- C. But

6. What is something you can use to prevent people from stealing your stuff?





Name _____

Operations and Algebraic Thinking

2.OA.4

+

Repeated Addition with Arrays

Lesson 5

ESSENTIAL QUESTION

How can equal groups help me add?



Explore and Explain



We love collecting rocks!

Jamar

Meko

Kyle

Laurel

That's easy for her to say. Her rock is the smallest!

_____ + _____ + _____ + _____ = _____ rocks

Copyright © The McGraw-Hill Companies, Inc.
(rocks) The McGraw-Hill Companies. (ants) IT Stock Free/Alamy Images



Teacher Directions: Jamar and 3 of his friends each collect 2 rocks. How many rocks do they have in all? Use connecting cubes to show equal groups of rocks. Color in the grid to show your work. Write a number sentence to show the total.



See and Show

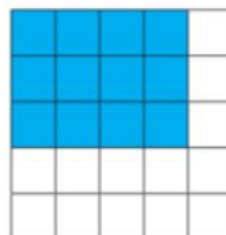


In an **array**, objects are shown in rows and columns.

3 rows of 4




3 rows of 4



$$\underline{4} + \underline{4} + \underline{4} = \underline{12}$$

Describe each array using a number sentence.

1.



$$\underline{\quad} + \underline{\quad} + \underline{\quad} = \underline{\quad}$$

 rows of turtles

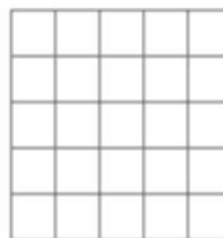
2.



$$\underline{\quad} + \underline{\quad} = \underline{\quad}$$

 rows of cacti

3. Shade the grid to show 4 rows of 2.
Write a number sentence to describe it.



Talk Math

How can arrays help you add?



Name _____

We're 1
group of 3!



On My Own

Describe the array using a number sentence.

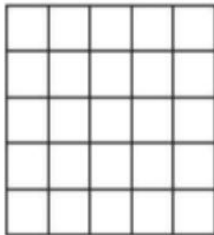


____ + ____ + ____ = ____ rows of ____ lizards


Shade each grid to show the array.

Write a number sentence to describe it.

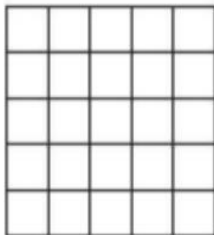
5. Show 4 rows of 3.



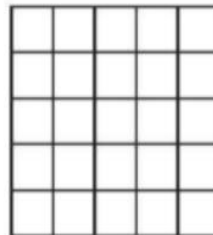
6. Show 4 rows of 1.



7. Show 2 rows of 5.



8. Show 3 rows of 4.

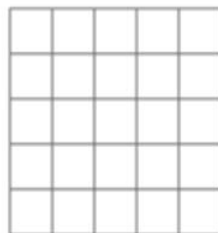




Problem Solving

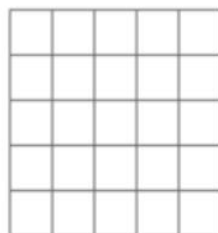
Use an array to solve.

9. Kathy puts 5 chairs in one row. She puts the same number of chairs in three more rows. How many chairs are there in all?



_____ chairs

10. Three hills each have 4 wind turbines. How many wind turbines are there in all?



_____ wind turbines


Mathematical
PRACTICE



I call dibs
on this one.

Write Math

Describe how this array shows the number sentence $2 + 2 + 2 = 6$.



Name _____



Arrays: Creating Equations


Directions: Write each array as an addition and multiplication problem and solve.




$$5+5+5=15$$


$$5 \times 3 = 15$$






























Name _____

My Homework

Lesson 5

Repeated Addition with Arrays


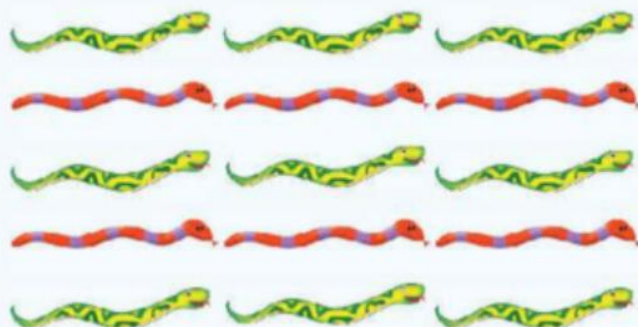
Homework Helper

eHelp



Need help? connectED.mcgraw-hill.com


The **array** shows 5 rows of 3.



$$3 + 3 + 3 + 3 + 3 = 15$$

Practice

Describe each array using a number sentence.



$$\underline{\quad} + \underline{\quad} + \underline{\quad} = \underline{\quad}$$


___ rows of ___ mice




$$\underline{\quad} + \underline{\quad} = \underline{\quad}$$

___ rows of ___ owls

3. Show 3 rows of 5.




4. Show 3 rows of 2.




Describe each array using a number sentence.

5. Show 3 rows of 5.






6. Show 4 rows of 2.



7. Show 2 rows of 4.



8. There are 4 legs on 1 camel. How many legs are on 5 camels?

_____ legs in all

Vocabulary Check




9. Draw an **array** of 2 rows of 3.



Math at Home Have your child think of things around them that are in an array.
Ex: eggs in a carton, days on the calendar, etc.

Gumballs Galore



Materials - spinner, 8 chips and game board

Directions - Partners take turns spinning the spinner. Determine the 3 digit number first and then subtract 100. Place a chip on the answer if you can, if not your turn is over. Be the first to use all 8 chips to win the game.

Player 1

423	285
149	572
757	634
423	361
16	634
572	361



Player 2

423	285
149	572
757	634
423	361
16	634
572	361

Multiples of 100



2.NBT.8

Mentally add and
subtract 100

Math Homework

Choose at least 1 activity each night to complete.

with parental help

Google

**SUBTRACT 100
MORE ONLINE GAME**
to play & practice

Play

GUMBALL GALORE

with a parent,
sibling or friend

Fold a paper into 12
boxes.

For each box roll
3 dice to create a
3 digit number.
Write it down and
- 100 from it.

Play

GUMBALL GALORE

with a parent,
sibling or friend

Fold a paper into 12
boxes.

Ask your parent for
a 3 digit number.
Write it down and
- 100 from it.

with parental help

Google

**SUBTRACT 100
MORE ONLINE GAME**
to play & practice

with parental help

Google

**SUBTRACT 100
MORE ONLINE GAME**
to play & practice


Listen to a 3 digit
number said by
your parent.

Tell them
100 LESS
than the number.
Repeat.

Play

GUMBALL GALORE

with a parent,
sibling or friend



Name _____

Parent Signature _____

Complete, sign & return Friday