

second grade week 2 plans

Week of April 27th - May 1st

As part of our distance learning guidelines, all students should be doing 2 - 3 hours of work at home each day (Monday through Friday) This includes time on Zoom with your teacher, Iread time, and the time spent on the assignments listed below.



	Monday	Tuesday	Wednesday	Thursday	Friday
	Daily Common Core/ Morning Work Complete one page each day.				
Spelling	Complete spelling on Daily Common Core Page U.6 - 2	Pick a spelling choice from the spelling calendar Unit 6 - 2	Complete spelling on Daily Common Core Page Unit 6 - 2	Pick a spelling choice from the spelling calendar Unit 6 - 2	Optional: ask a parent to give you a spelling test.
Writing	Opinion Writing: Brainstorm: Write down ideas for your writing topic.	Opinion Writing: Work on writing your draft.	Opinion Writing: Work on writing your draft.	Opinion Writing: Edit your rough draft.	Opinion Writing: Write your final copy in your best penmanship.
Reading	Read Your Turn story <u>Sports Rules</u> p. 243 - 244. Optional: answer comprehension questions.	Read <u>A Dangerous Landslide</u> and answer questions 1, 2, 3, 4 & 8.	Read <u>A Dangerous Landslide</u> and answer questions 5, 6, 7, 9 and 10.	Read the story <u>This Plant Stinks</u> from Scholastic News.	Read a book of your choice either online or a personal book. Retell the story with a family member.
	Practice math facts on a daily basis for 10 to 15 minutes each day. This can be accomplished by using flashcards, iknowit.com, splashlearn.com and coolmath.com. Another option is Prodigy.				
Math	Math: Geometry Complete Math workbook page: 751 - 752.	Math: Geometry Complete Math workbook page: 753 - 754.	Math: Geometry Addition coloring sheet with no regrouping.	Math: Geometry Complete Math workbook page: 755 - 756.	Math: Geometry Draw a picture using as many shapes as you can. At the bottom of the page, write the type and number of shapes used.

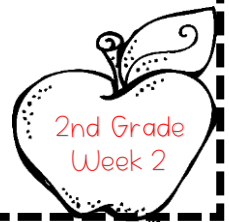
Every time you see a 📷 you need to take a picture of this item and submit this to your teacher digitally through your teacher's school email. If you are doing a paper packet, you need to submit this to the school to be graded. If you are not able to submit your child's work digitally, you need to drop off THIS PACKET on May 8th.

In order to access Scholastic News (www.scholasticnews.com), you will need your class password: They are:
 Wheeler: Password is Wheeler26 Price: Password is Price19/20 Correia: Password is Correia20
 Frings: Password is hesroom10


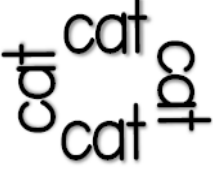
Spelling Words for Unit 6 Week 2:

state	replace	nine	ninety	side
sidewalk	face	outside	these	tadpole
letter	magnet	alone	beside	round

Writing Topic: In your opinion, should a child be allowed to have a cell phone? Support your opinion with three reasons.



2nd grade spelling calendar


Put this weeks spelling words in alphabetical order.	Use this weeks spelling words in a sentence.	Write each word and circle all of the vowels. (a e i o u)	Write a story using as many spelling words as you can.	Write each spelling word in rainbow letters.
Write each of your words 3 times to make a triangle. 	Write each of your words 4 times to make a rectangle. 	Draw a picture of a house. Write your spelling words on the house.	Write your spelling words in waves or in zig zags.	Write your spelling words 3 times each. The first time write them in pen, the second time write them in pencil and then in crayon.
Choose all of your spelling words and write a silly sentence for each work.	Shout, sing or cheer your spelling words.	Using your fanciest writing, write your words with curly, dotty or other fancy letters.	Write your spelling words on someone's back and have them guess what the word is.	Type your words on the computer using different fonts to make it fun and email it to your teacher.
Choo-choo words: write all of your words one right after the other, using a different color for each word to make a word train.	Write your words from shortest to longest.	Write your words with sidewalk chalk.	Draw a picture and hide your spelling words in the picture.	Build your words with scrabble tiles or magazine letters.




second grade writing



	Monday	Tuesday	Wednesday	Thursday	Friday
Week 1	20 Minutes Total Narrative: Brainstorm: Write down ideas for your writing topic.	20 Minutes Total Narrative: Work on writing draft.	20 Minutes Total Narrative: Work on writing draft.	20 Minutes Total Narrative: Edit your rough draft.	20 Minutes Total Narrative: Final copy using your best penmanship.
Week 2	20 Minutes Total Opinion: Brainstorm: Write down ideas for your writing topic.	20 Minutes Total Opinion: Work on writing draft.	20 Minutes Total Opinion: Work on writing draft.	20 Minutes Total Opinion Edit your rough draft.	20 Minutes Total Opinion Final copy using your best penmanship.
Week 3	20 Minutes Total Informational Brainstorm: Write down ideas for your writing topic.	20 Minutes Total Informational: Work on writing draft.	20 Minutes Total Informational Work on writing draft.	20 Minutes Total Informational Edit your rough draft.	20 Minutes Total Informational Final copy using your best penmanship.
Week 4	20 Minutes Total Narrative: Brainstorm: Write down ideas for your writing topic.	20 Minutes Total Narrative: Work on writing draft.	20 Minutes Total Narrative: Work on writing draft.	20 Minutes Total Narrative: Edit your rough draft.	20 Minutes Total Narrative: Final copy using your best penmanship.
Week 5	20 Minutes Total Opinion: Brainstorm: Write down ideas for your writing topic.	20 Minutes Total Opinion: Work on writing draft.	20 Minutes Total Opinion: Work on writing draft.	20 Minutes Total Opinion Edit your rough draft.	20 Minutes Total Opinion Final copy using your best penmanship.

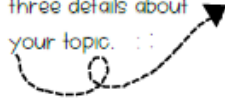
Topics	
	Week 1: Write a story about a child who loses his/her favorite toy.
	Week 2: In your opinion, should a child be allowed to have a cell phone? Support your opinion with three reasons.
	Week 3: Research and write an informational piece about a topic that you learned from your reading in either Scholastic News or ReadWorks.
	Week 4: Write about a time you felt especially proud.
	Week 5: In your opinion, what is the best type of sport to play. Support your opinion with three reasons.

Writing can be completed on a paper of your choice (attached pages, in your journal or any paper from home) When you get to a , please make sure you turn that page in either to the office by the date needed or take a picture of it and email it to your teacher. .

SECOND GRADE WRITING:

Topic Sentence: :

For a Narrative:
Write three events to
finish your story.
For Opinion: Write
three reasons to
support your opinion.
For Information: Write
three details about
your topic. : :



Think about the weekly assigned topic. Please remember to start with a capitalized title. Next, don't forget to indent and write your topic sentence. After this, please write 3 to 4 detailed sentences and include your transition words. Complete your writing with a great concluding sentence.

Handwriting practice area with 10 sets of lines. Each set consists of a solid top line, a dashed middle line, and a solid bottom line.



Self Check: Color in each box if you have these in your writing. :

I used finger spaces.

I have nice writing.

I used punctuation. .

My writing makes sense.

SECOND GRADE WRITING:

Handwriting practice area with 15 sets of three horizontal lines (top, dashed middle, bottom) for writing.



Self Check: Color in each box if you have these in your writing. :

I used finger spaces.	I have nice writing.	I used punctuation. .	My writing makes sense.
-----------------------	----------------------	-----------------------	-------------------------

one hundred sixty-one



Circle the adjectives that are about **texture**.

salty **dry** **loud** **bumpy** **soft**
furry **sour** **smooth** **rough**

Read and trace the word. Circle the same word.

study sttudy sutdy study

is dr alden fixxing rileys brocken arm


- diring
- dering
- during

10 less than
709


dainty

[adjective] Something **dainty** is small and pretty.


Draw a picture of the word.



Write your spelling words on the lines.



Start at **655**. Use any jumps you need to get to the target. You can jump forward or backward. Label each jump.



Yesterday, 416 salmon swam through Chittenden Locks. Today 253 salmon swam through the locks. How many salmon swam through in the past two days?

Describe the shape. four fourths
 three thirds
 two halves

- 21 tens
- 21
 - 210
 - 12

one hundred sixty-two

Write **en** or **on** to finish each word.

short _____ oft _____ wag _____

Complete the sentence.

I just _____ my room.
(tidy)

Write a question you could ask a dragon.

I used correct capitals. I used correct punctuation. I used my best spelling. My sentence makes sense.

Sight Words

Write one letter in each box. Spell the words correctly.

we've

pull

pretty

always

buy

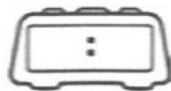
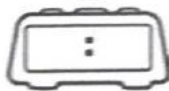
Circle all the words with the long e sound.

I dug a hole in the field.
I found a dirty penny and some other shiny money. I also found something very strange. Maybe it's part of a scaly alien body!
Draw what I found.



There were 199 cotton balls in a bag. One hundred twelve of them were used. How many cotton balls are still in the bag?

Write the time.



What time does Molly do math?

1:40 a.m.

1:40 p.m.

I have three number cards.

1 7 6

List 4 numbers I could make by only using these three digits.

⇒ ⇒
⇒ ⇒

$$34 + 500 = \underline{\quad}$$

345 534 84

one hundred sixty-three

These words go together:
sheet blanket quilt duvet

Where would you probably use a duvet? _____

Name the picture. Circle the correct word.



monkey money

"dont worri about shoping, sed mr ryan

- also
 allso
 allsoe




_____ ¢

dainty

[adjective] Something
dainty is small and pretty.

This word makes me
 think of:

Write your spelling words on the cherry.
 Can you make them all fit? Try it twice.



Favorite Type of Nonfiction Book

animals										
history										
sports										

key:
 = 1
 student

How many students picked each type of book?

___ animals ___ history ___ sports

How many students are in this class?

The dragon ate 375 chickens and 142 donkeys. How many more chickens than donkeys did he eat?

$14+5$ $30-9$

> < =

Which number has an 8 in the ones place?

- 849 498 984

one hundred sixty-four

Write 2 words with the same vowel sound as **key**.



Complete the sentence.

I am _____ balloons.
(pop)

Write a sentence about someone named Mrs. Toren.

- I used correct capitals. I used correct punctuation. I used my best spelling. My sentence makes sense.

Sight Words

Color the sight words.
always = red, pretty = blue,
pull = green, we've = orange,
buy = yellow

always	pull	pretty
we've	buy	we've
buy	pull	pretty
pretty	we've	always
always	pull	buy

1 more	
1 less	
10 more	
10 less	

Write the number word.

8



Tally Marks

Solve

1 + _____ = 8

2 + _____ = 8

3 + _____ = 8

4 + _____ = 8

Twenty-five more women than men work at the office. There are 261 men at the office. How many women are there?

Write >, <, or = in the circle to make each equation true.

8 hundreds
0 tens
6 ones **860**

5 quarters **\$1.25**

There are 4 hundreds, and 30 tens. What number is it?

Which shape is a pentagon?



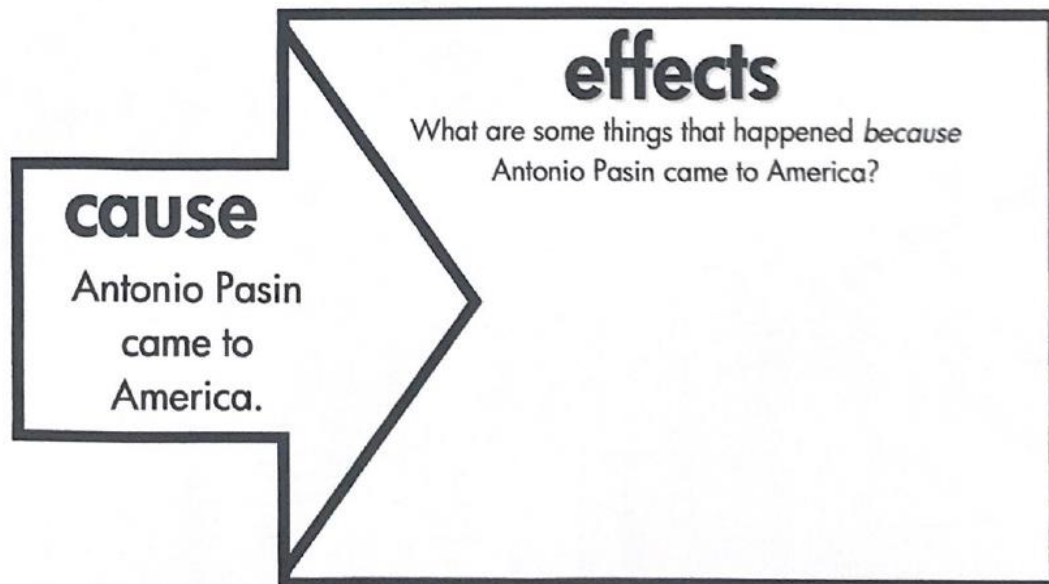
I can describe the cause and effect connections between events.

American Dreamer

The Statue of Liberty welcomed many people to America in 1914. One of them was a young man from Italy named Antonio Pasin. He had no money, but he had big dreams. He rented a room and started making wooden wagons. Antonio dreamed of making a wagon that any family could afford to buy. He saw how cars were made and used the same ideas to make metal wagons. The first wagon was called the *Radio Flyer*. His company made more wagons than any other company in the world. People still buy *Radio Flyer* wagons today. Grown-ups remember the wonderful wagons they had as children. They go to the store and purchase new ones for their kids. After 100 years, the little red wagon has become a symbol of the American dream.

What is the main idea of this passage?

- Many people came to America in 1914.
- The red wagon is a symbol of America.
- People still buy *Radio Flyer* wagons.



Name _____

Read the passage. Use the make predictions strategy to tell what you think you might read about.

Sports Rules

Rules are important in sports. Rules tell players how
09 to play a game. They tell how to score points. They tell
21 how a game is won. They also tell players what they
32 can and cannot do. All players in a game must agree to
44 the same rules. Sometimes a player breaks a rule. Then
54 he or she may not be allowed to play for all or part of
68 the game.

70 Basketball Rules

72 Have you ever played basketball? If not, the name
81 "basketball" gives you a clue about some of the rules.
91 Basketball is played with a ball on a basketball court.
101 Players score points by throwing the ball through a
110 basket, or hoop.

113 There are rules about how to move the ball in
123 basketball. Players must dribble, or bounce, the ball.
131 They may also pass, or throw, the ball to another player.
142 They may not hold the ball and run with it. This would
154 not allow other players a chance to get the ball.

Name _____

Sport	Number of Players	Moving the Ball	Scoring
baseball	9	throw and hit	cross home plate for one run
basketball	5	dribble and pass	shoot basket for points

164 Baseball Rules

166 Baseball rules are different from basketball rules. The
 174 pitcher from one team throws a ball to the batter on the
 186 other team. The batter gets three chances to hit the ball
 197 with a bat. Sometimes the batter misses. This is called
 207 a strike. After three strikes, the batter is out. Then it is
 219 another batter's turn.

222 When the batter hits the ball, he or she runs around
 233 four bases. The last base is home plate. The batter
 243 crosses home plate to score a run. The other team tries
 254 to get the batter out. They can tag the batter with the
 266 ball. Then the batter cannot score a run.

274 Without rules, sports would be confusing. No one
 282 would know the way to play a game. Rules make every
 293 player a good sport!

A Dangerous Landslide

by Susan LaBella



One night in March 2014, mud broke loose from a tall hillside near the town of Oso, Washington. The giant mass of wet soil moved downhill quickly. It eventually covered thirty nearby houses with mud and dirt. Many people were hurt.

Landslide is the word many people use to describe this kind of emergency. This landslide happened when very heavy rains soaked the ground near Oso.

At the beginning of any muddy landslide, wet ground breaks loose. As the mud moves, it may rip bushes, boulders, trees, and other things out of the ground.

Landslides can cause serious damage. A big landslide could bury homes and badly injure people in its path. Landslides can also dump huge amounts of wet dirt onto roads and highways. This added enormous weight could wreck cars and might even cause the road to collapse.

If a landslide happens near an area that includes buildings, it could break water lines, gas lines, or electrical lines. That kind of damage could also start fires.

Scientists are trying to figure out how to help people be safe in areas where landslides occur. The best thing, experts say, is to have a plan for what to do if this kind of moving-earth emergency happens.

Name: _____ Date: _____

1. The article describes an example of a real-life landslide. Where did this landslide happen?

- A. Washington, D.C.
- B. Seattle, Washington
- C. Oso, Washington

2. This article describes some damage that can be caused by landslides. What is one possible effect of a landslide?

- A. the mud on a hillside could dry up
- B. heavy rains could soak the ground
- C. a road or highway could collapse

3. In Oso, a large amount of wet soil and mud broke loose from a tall hill and covered thirty nearby houses. This landslide happened when very heavy rains soaked the ground near Oso.

What can you conclude based on this evidence?

- A. Heavy rains may have been a cause of the landslide in Oso.
- B. The houses in Oso covered by the landslide had already been flooded from the rains.
- C. Landslides only ever happen after heavy rains.

4. What kind of town would most likely be in danger of landslides?

- A. a town at the bottom of a muddy hill
- B. a town surrounded by flat, muddy land
- C. a town at the top of a hill

5. What is the main idea of this article?

- A. Landslides are a dangerous kind of emergency that can cause a lot of damage.
- B. Landslides can break water lines, gas lines, or electrical lines.
- C. A landslide in Oso, Washington, covered thirty nearby houses and hurt many people.

6. Read this paragraph from the article.

"One night in March 2014, mud broke loose from a tall hillside near the town of Oso, Washington. The giant mass of wet soil moved downhill quickly. It eventually covered thirty nearby houses with mud and dirt. Many people were hurt."

Why does the author begin the article with this paragraph?

- A. to show readers why landslides can be more dangerous than other kinds of emergencies
- B. to give readers a real-life example of a landslide and the damage it caused
- C. to tell readers not to move to Oso because of the dangers of landslides there

7. Choose the answer that best completes this sentence.

Experts say it's important for people to have a plan _____ they can stay safe if a landslide happens.

- A. so
- B. because
- C. but

8. What moves downhill quickly during a landslide?

9. What are three examples from the text of how a landslide can cause serious damage?

10. Experts say that it is good to have a plan for what to do if a landslide happens. If a landslide happened, would driving to another area be a good plan? Why or why not? Use evidence from the text to support your answer.



Name _____



Problem Solving

STRATEGY: Draw a Diagram


Lesson 3

ESSENTIAL QUESTION

How do I use shapes and equal parts?



Lyla drew a shape. The shape has 6 sides. It also has 6 angles. What shape did Lyla draw?



1 Understand Underline what you know. Circle what you need to find.

2 Plan How will I solve the problem?

3 Solve Draw a diagram.



Lyla drew a _____.

4 Check Is my answer reasonable? Explain.

Copyright © The McGraw-Hill Companies, Inc. D. Hurst/Alamy Images



Practice the Strategy

Marcy drew a shape.
It has 5 sides. It has 5 angles.
What shape did she draw?



1 Understand Underline what you know.
Circle what you need to find.

2 Plan How will I solve the problem?

3 Solve I will...

Marcy drew a _____.

4 Check Is my answer reasonable? Explain





Name _____

Apply the Strategy

1. If a shape has 3 sides and 3 angles, what shape is it? Draw the shape.

2. Abby draws a triangle. Samuel draws a shape that has 1 more side than a triangle. What shape did Samuel draw? Draw the shape.

3. Jason drew a shape that has more sides than a triangle or rectangle but less angles than a hexagon. What shape did he draw? Draw the shape.



Review the Strategies

Choose a strategy

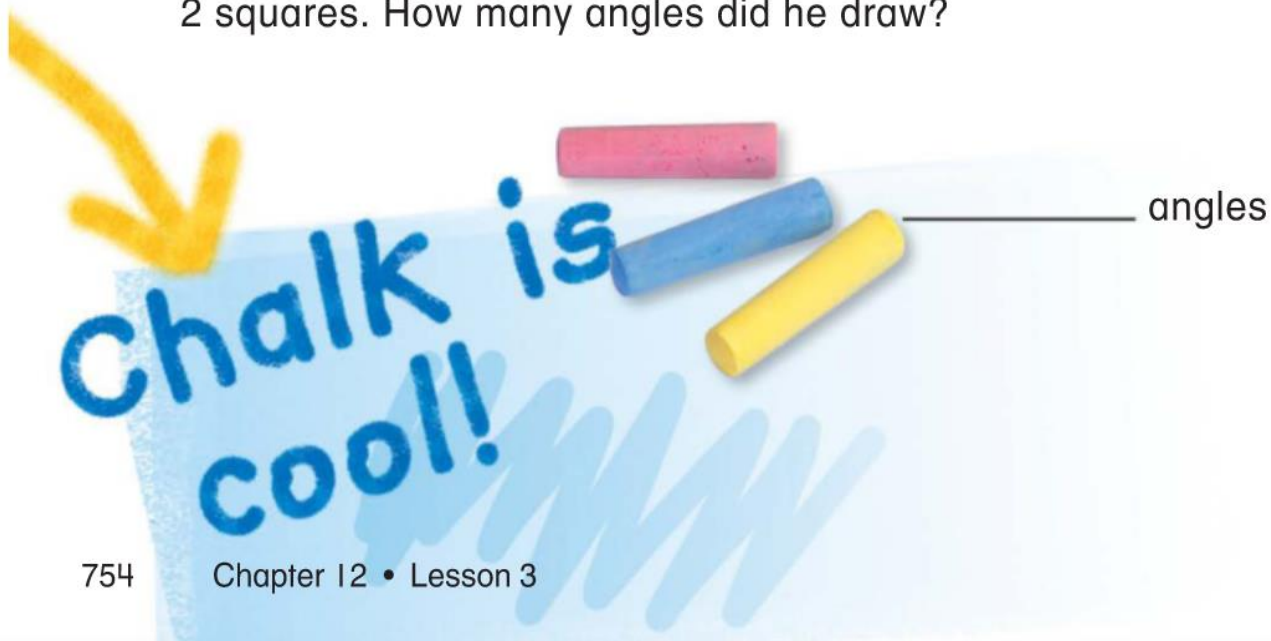
- Write a number sentence.
- Draw a diagram.
- Use logical reasoning.

4. Tammy saw a two-dimensional shape. The shape has 6 sides and 6 angles. Two of the sides are longer than the others. What shape did Tammy see?
- _____

5. The sign at the end of David's street is a two-dimensional shape. It has 4 sides and 4 angles. The sides are all the same length. What shape is the sign?

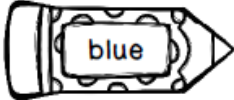

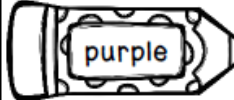


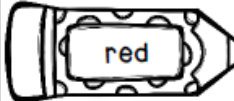




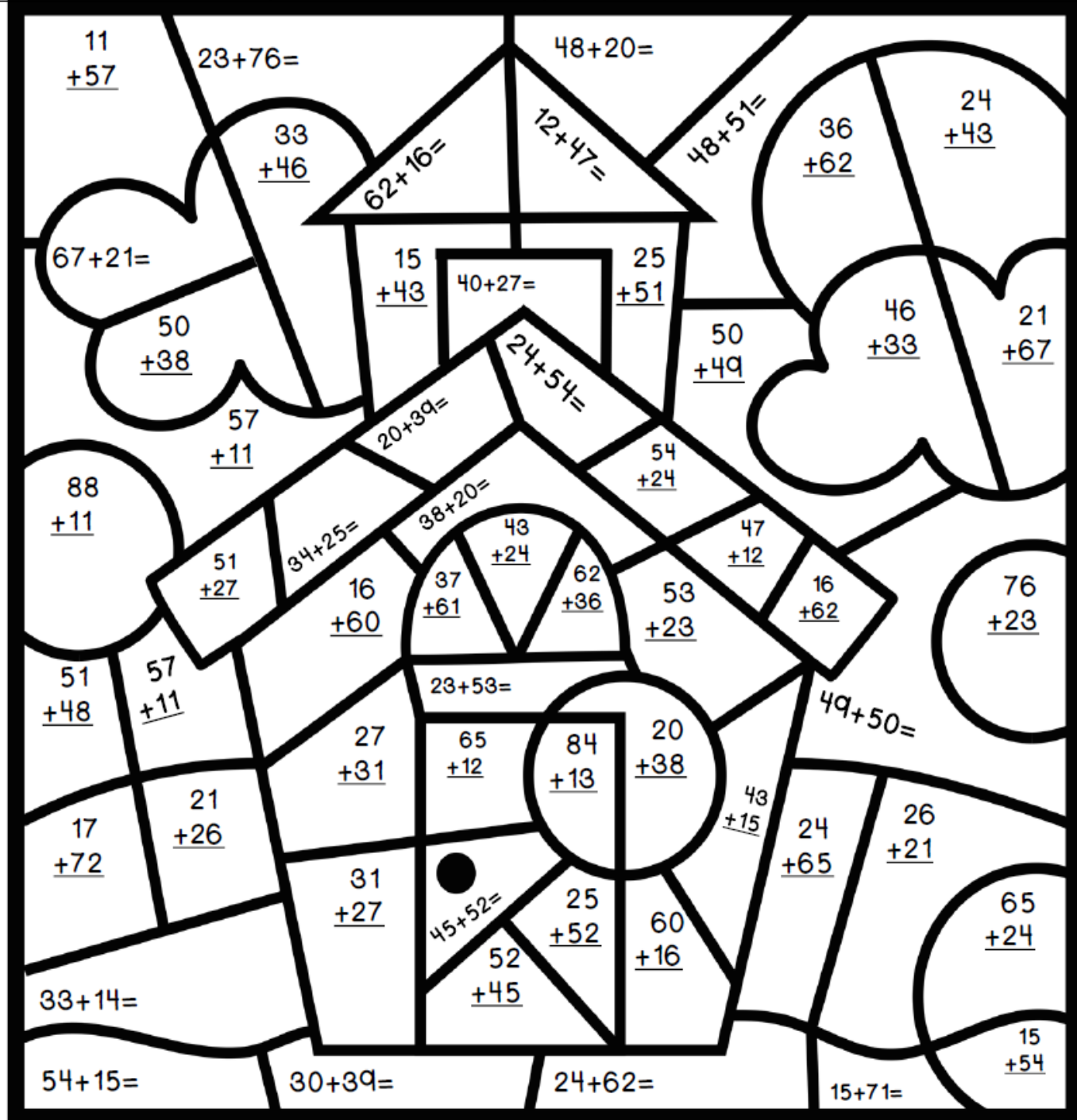
6. Jason was drawing shapes with sidewalk chalk in the park. He drew 3 triangles and then 2 squares. How many angles did he draw?
- _____ angles



Name: _____ Date: _____

Directions: Solve the math problems, then color by the codes below based upon the sums.

 blue	68, 99	 brown	69, 86	 purple	77, 97	 gray	59, 78
 green	47, 89	 red	58, 76	 yellow	67, 98	 white	79, 88



11
+57

23+76=

48+20=

33
+46

62+16=

12+47=

48+51=

36
+62

24
+43

67+21=

15
+43

40+27=

25
+51

50
+38

24+54=

50
+49

46
+33

21
+67

57
+11

20+39=

54
+24

88
+11

34+25=

38+20=

43
+24

47
+12

51
+27

16
+60

37
+61

62
+36

53
+23

16
+62

76
+23

51
+48

57
+11

23+53=

54
+24

49+50=

84
+13

20
+38

43
+15

24
+65

26
+21

17
+72

21
+26

27
+31

65
+12

84
+13

20
+38

43
+15

24
+65

26
+21

31
+27

45+52=

25
+52

60
+16

65
+24

52
+45

33+14=

54+15=

30+39=

24+62=

15
+54

15+71=

Name _____

My Homework

Lesson 3

Problem Solving: Draw a Diagram

Jacob was looking for shapes in the stars. He found one with 4 equal length sides and 4 angles.

What shape did Jacob see in the stars?

1 Understand

Underline what you know.
Circle what you need to find.

2 Plan

How will I solve the problem?

3 Solve

Draw a diagram.



Jacob saw a square.

4 Check

Is my answer reasonable? Explain.

Underline what you know. Circle what you need to find. Draw a diagram to solve.



1. Maggie drew a house. She drew a square for the bottom. She drew a triangle on top of the square for the roof. Trace the outside of the house. What shape is Maggie's house? Draw it.

2. Billy saw a sign while walking through the park. The sign had no sides and no angles. What shape is the sign?

3. Landon painted a shape that had 4 sides. The shape had 4 angles. What kind of shape did he paint?



Math at Home Describe a shape to your child. Have him or her draw the shape you described and identify the shape.