



week 5 plans



	Monday	Tuesday	Wednesday	Thursday	Friday
Writing	30 Mins Daily Write about the narrative topic on the attached page. 📷	30 Mins Daily Write about the opinion topic on the attached page. 📷	30 Mins Daily Write about the expository topic on the attached page. 📷	30 Mins Daily On a separate piece of paper, using 5 of your spelling words, write 5 interesting sentences that include 1 adjective. Sentences should not start with I. 📷	30 Mins Daily On a separate piece of paper, use 5 different spelling words to write 5 interesting sentences that include 1 adjective. Sentences should not start with I. 📷
Reading	30 Mins Daily Read a book or listen to one online. Fill in the reading log page for today.	30 Mins Daily Read a book or listen to one online. Fill in the reading log page for today.	30 Mins Daily Read a book or listen to one online. Fill in the reading log page for today.	30 Mins Daily Read a book or listen to one online. Fill in the reading log page for today.	30 Mins Daily Read a book or listen to one online. Fill in the reading log page for today. 📷
Spelling	60 Mins Today Adding Letter Tiles Pick 7 of your spelling words. Write them on the page provided. Using the tiles on the paper, add up each word. Put the sum in the points column. 📷	30 Mins Daily Write your spelling words 3 times each in something colorful. 📷	30 Mins Daily Draw a picture of a train with 5 cars behind it. Write a spelling word on each of the cars behind the train. 📷	30 Mins Daily Have a parent write your spelling words with the letters scrambled up. You write the unscrambled word next to it. Example: o g d = dog 📷	30 Mins Daily Parents give a practice test on Monday and a post spelling test on Friday. 📷
Math	Have a parent give you a pre-test of your spelling words. 📷	30 Mins Daily Complete the math word problems pages. 📷 Play the fluency dice game with a partner.	30 Mins Daily Complete a word problem page. (Making your own story problems). 📷	30 Mins Daily Complete the fact families page. 📷	30 Mins Daily Complete the color by number page and color picture. Do the timed math page as directed. 📷

As part of our distance learning guidelines, all students should be doing 2 - 3 hours of work at home each day (Monday through Friday) This includes time on Zoom with your teacher, IRead time, and the time spent on the assignments listed above.

Don't have books at home? Listen to a story on: You Tube, Youtubekids.com, Epic, or storylineonline.net. Some great sets of books could be Clifford by Norman Bridwell, The Mouse Books By Laura Numeri, All Of Jan Brett Books, Pete The Cat by James Dean, The Black Lagoon Books by Mike Thaler, Books By Robert Mensch and Eric Carl are some great authors that you might like your kids to listen to.

You can also access books here: www.wilbooks.com (Click on Free Resources then Free Online Books then Guided Reading if you want leveled books or click on your grade level)

This website is an AMAMZING resource of online books that are sorted by Guided Reading Levels.


Guided Reading Levels are as follows:

Kindergarten A - C
2nd Grade J - M

1st Grade D - J
3rd Grade N - P


How to turn your work in: We prefer that you download and print your copies of these pages. Once complete, take a photo of the work and email it to your teacher. We need your child's name in the email.

A 📷 means you need to take a picture and email it to your teacher if you are doing a digital packet





My Writing Topics:



Pick a topic to write about and color in the rectangles at the bottom of the page:

Narrative:

Tell me about how you spent a day with your family during your favorite season.

Opinion:

Do you like a warm season better than a cold season?

Expository/ Informative:

Tell me some things about your favorite season.

Topic Sentence:


Draw A Picture:

For a Narrative:

Write three events to finish your story.

For Opinion: Write three reasons to support your opinion.

For Expository: Write three details about your topic.



Pick 1 topic and write 4 sentences about that topic. Please make sure that you have a topic sentence and 3 supporting sentences. Use finger spaces, nice penmanship, capitals and periods. If you run out of room, finish your story on the back.

Handwriting practice area with 10 sets of lines. Each set consists of a solid top line, a dashed middle line, and a solid bottom line.

Self Check: Color in each box if you have these in your writing.

Week 5 Print 3 Copies
Single Side

I used capital letters.

I used finger spaces.

I have nice writing.

I used punctuation.

MY WEEKLY READING LOG:



On Monday I read: (write the title):

Write a sentence about the story:

On Tuesday I read: (write the title):

Write a sentence about the story:

On Wednesday I read: (write the title):

Write a sentence about the story:

On Thursday I read: (write the title):

Write a sentence about the story:

On Friday I read: (write the title):

Write a sentence about the story:

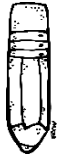
Name: _____ date: _____

Adding Letter Tiles

A ₁	B ₃	C ₃	d ₂	E ₁	f ₄	G ₂	H ₄	i ₁
j ₈	K ₅	L ₁	M ₃	N ₁	O ₁	p ₃	Q ₁₀	r ₁
S ₁	T ₁	U ₁	V ₄	W ₄	X ₈	y ₄	Z ₁₀	

WORD	POINTS
1.	
2.	
3.	
4.	
5.	
6.	
7.	

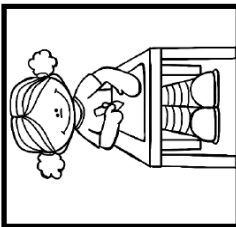
My MATH WORD PROBLEMS:



Word Problem Strategies Name: _____

Problem:

Kylie loves to draw pictures. One morning, Kylie drew 10 pictures for her mom. That afternoon, Kylie drew 0 more pictures for her mom. How many pictures did Kylie draw that day?



Draw A Picture:

Fill In The Ten Frame:

Fill In The Numbers:

Part:	Whole:
-------	--------

Write A Number Sentence:

_____ ○ _____ ○ _____

Show The Problem on The Number Line:

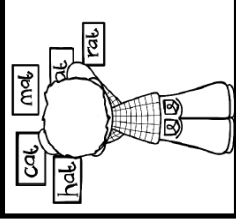


Explain how you know what the answer is:

Word Problem Strategies Name: _____

Problem:

Justin has been working on learning his reading. He had 10 words that he needed to learn how to read. Justin has learned to read 9 of those words. How many words does he still need to learn to read?



Draw A Picture:

Fill In The Ten Frame:

Fill In The Numbers:

Part:	Whole:
-------	--------

Write A Number Sentence:

_____ ○ _____ ○ _____

Show The Problem on The Number Line:



Explain how you know what the answer is:

My MATH FLUENCY Dice GAME:



BIRTHDAY PARTY GAME

Roll 2 dice. Write the numbers from the dice on the lines and add them up. Color the same number of cupcakes as the sum.
Let your friend go next. Whoever colors the cupcakes all the way around the board first wins.

Roll 1: ___ + ___ = ___

Roll 2: ___ + ___ = ___

Roll 3: ___ + ___ = ___

Roll 4: ___ + ___ = ___

Roll 5: ___ + ___ = ___

Roll 6: ___ + ___ = ___

Start

Finish

Made by Kelli C © Teachers Pay Teachers

BIRTHDAY PARTY GAME

Roll 2 dice. Write the numbers from the dice on the lines and add them up. Color the same number of cupcakes as the sum.
Let your friend go next. Whoever colors the cupcakes all the way around the board first wins.

Roll 1: ___ + ___ = ___

Roll 2: ___ + ___ = ___

Roll 3: ___ + ___ = ___

Roll 4: ___ + ___ = ___

Roll 5: ___ + ___ = ___

Roll 6: ___ + ___ = ___

Start

Finish

Made by Kelli C © Teachers Pay Teachers

Write an addition word problem here: :



A large rectangular box containing six sets of handwriting lines. Each set consists of a solid top line, a dashed middle line, and a solid bottom line.

Draw a picture of your word problem here: :



Write an subtraction word problem here: :



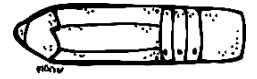

A large rectangular box containing six sets of handwriting lines. Each set consists of a solid top line, a dashed middle line, and a solid bottom line.


Draw a picture of your word problem here: :








FACT FAMILIES:






$$\begin{array}{r} 1 + 7 = 8 \\ 7 + 1 = 8 \\ 8 - 7 = 1 \\ 8 - 1 = 7 \end{array}$$


$$\begin{array}{r} _ + _ = _ \\ _ + _ = _ \\ _ - _ = _ \\ _ - _ = _ \end{array}$$


$$\begin{array}{r} _ + _ = _ \\ _ + _ = _ \\ _ - _ = _ \\ _ - _ = _ \end{array}$$


$$\begin{array}{r} _ + _ = _ \\ _ + _ = _ \\ _ - _ = _ \\ _ - _ = _ \end{array}$$


$$\begin{array}{r} _ + _ = _ \\ _ + _ = _ \\ _ - _ = _ \\ _ - _ = _ \end{array}$$


$$\begin{array}{r} _ + _ = _ \\ _ + _ = _ \\ _ - _ = _ \\ _ - _ = _ \end{array}$$


$$\begin{array}{r} 8 + 4 = 12 \\ 4 + 8 = 12 \\ 12 - 8 = 8 \\ 12 - 4 = 8 \end{array}$$

Circle the number sentence that does not belong.

Tell why it doesn't here: : : :

Name: _____ Date: _____

Color by Difference

Directions: Color the section of the picture with the colors listed below:

Pink: difference of 13

Yellow: difference of 8


Green: difference of 12

Dk. Blue: difference of 11

Lt. Blue: difference of 10

Purple: difference of 15

White: difference of 17



© Melissa Mitchell

Name _____

Do as many as you can in three minutes.

$4 + 10 = \underline{\quad}$ $10 - 9 = \underline{\quad}$

$10 - 5 = \underline{\quad}$ $8 + 3 = \underline{\quad}$

$3 + 5 = \underline{\quad}$ $7 - 5 = \underline{\quad}$

$1 + 7 = \underline{\quad}$ $8 - 2 = \underline{\quad}$

$4 - 2 = \underline{\quad}$ $8 + 4 = \underline{\quad}$

$3 + 9 = \underline{\quad}$ $6 - 3 = \underline{\quad}$

$10 - 6 = \underline{\quad}$ $4 + 6 = \underline{\quad}$

$8 - 6 = \underline{\quad}$ $7 + 5 = \underline{\quad}$

$10 - 4 = \underline{\quad}$ $4 - 0 = \underline{\quad}$

Number You Did Correct: _____