

Kindergarten ~ Week 4

At Home Daily Learning Schedule

Please refer to the Week 1 Schedule for a more detailed version of the learning schedule.

**It is very important to make these learning activities fun.
This shouldn't be stressful or boring.**

**Please keep all completed work. I will let you know what day it
needs to be turned in.**

Snap Shot of the Schedule (This schedule is just a suggestion.)

20 minutes	Intro & Calendar Time
20 minutes	Read, Discuss & Draw
20 minutes	Writing Time
25 minutes	Snack & Play Break
20 minutes	Math Time
20 minutes	Art
20 minutes	Phonics

These times are flexible. If your child is losing interest in a particular activity, try to change it up.

Your child should know the following skills at the end of Tri. 3.

Student Should be able to:


- Recognize, write & say first & last name. Only the first letter should be capitalized.
- Run, jump, skip, and hop. Properly use pencil, crayons, scissors, and glue.
- Recognize & write all uppercase and lowercase letters and say their sounds.
- Fluently name as many Upper/Lower case letters as possible within 1 minute.
- Blend sounds to make words.
- Rhyme.
- Recognize beginning, middle and ending sounds of words.
- Spell CVC (Consonant-Vowel-Consonant) words like: top, men, hat, lid, sub
- Write a good Opinion Sentence. The sentence must state an opinion.
- Write a good Informative Sentence. The sentence must state a fact about something (No opinions with this type of writing.).
- Write a good Narrative Sentence. The sentence must state what the subject is, tell what happened first, next, and last.

All sentences must begin with a capital letter, have finger spacing, & end with a period.

- Compose & decompose numbers up to 19, write #'s 1-20 out of order, solve word problems using addition & subtraction, count to 100 by ones & tens, find numbers that make 10, identify solid shapes & describe/analyze/compare those shapes.

We Can Help!

Name _____




Copyright © McGraw-Hill Education

It is good to help!
 Can you help, too?

Review High Frequency Words: *help, too, play, has, where, look, who, good, come, does*
 Read the book aloud to a partner. Reread for fluency.

4 Unit 10: Thinking Outside the Box • Week 3



Who can ride a bike?
 It does not take gas!

1

Copyright © McGraw-Hill Education

We Can Help!



Copyright © McGraw-Hill Education




Where can they play?
Come and play here!

Name: _____

Informative writing:

Color the picture. Then write 1 –2 sentences about the picture. You must only state true facts.




Handwriting practice lines consisting of multiple sets of three horizontal lines: a solid top line, a dashed middle line, and a solid bottom line.

This is me in May



What are you going to do this summer?



Draw a picture to illustrate what you wrote.



Name: _____

Opinion writing

Read a book and then write 1-2 sentences about your favorite part of the story. *Students should be able to independently write the sentences with little to no help.*




Name: _____

Narrative writing:

Tell me about something you did. What did you do? What was your reaction?

Draw a picture to illustrate what you wrote.




Handwriting practice lines consisting of multiple sets of three horizontal lines: a solid top line, a dashed middle line, and a solid bottom line.

Name: _____

Narrative writing:

Tell me about something you did. What did you do? What was your reaction?

Draw a picture to illustrate what you wrote.



Handwriting practice lines consisting of multiple sets of three horizontal lines: a solid top line, a dashed middle line, and a solid bottom line.




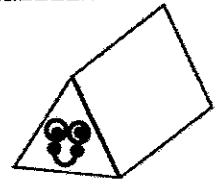


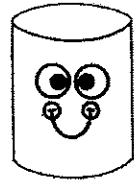
Name: _____

2D or 3D Sorter


Cut and paste the shapes into the correct column.

2D

3D




Name _____




Make the Number!

Directions: Count the toppings on the pizza.
Draw the number of extra toppings needed
to make the number in the upper left corner.



<p>7</p> A circular pizza with two toppings.	<p>6</p> A circular pizza with three toppings.
<p>9</p> A circular pizza with six toppings.	<p>5</p> A circular pizza with four toppings.
<p>10</p> A circular pizza with five toppings.	<p>4</p> A circular pizza with one topping.

Name: _____



5 big turtles are in the pond.

3 little turtles are in the pond.

How many turtles are in the pond in all?

Sketch:

A large, empty rectangular box with a decorative border of small circles. It is intended for a student to draw a scene related to the problem.

Ten Frame:

A ten frame grid consisting of two rows and five columns of empty boxes, used for mathematical operations.

Number Path:

1	2	3	4	5	6	7	8	9	10
---	---	---	---	---	---	---	---	---	----

A horizontal number path consisting of ten adjacent rectangular boxes, each containing a number from 1 to 10 in order.

Equation:

A large, empty rectangular box with a decorative border, intended for writing a mathematical equation.

Answer:

_____ turtles are
in the pond.

A box with a decorative border containing the text 'Answer:' followed by a blank line and the sentence '_____ turtles are in the pond.' for the student to write their final answer.

Bonus: Each turtle has 4 legs. How many legs do 3 turtles have? How many legs do 5 turtles have?

Name: _____

7 ducks were by the pond.
3 ducks flew away. How many
ducks are left by the pond?



Sketch:

Ten Frame:

Number Path:

1	2	3	4	5	6	7	8	9	10
---	---	---	---	---	---	---	---	---	----

Equation:

Answer:

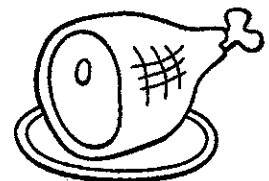
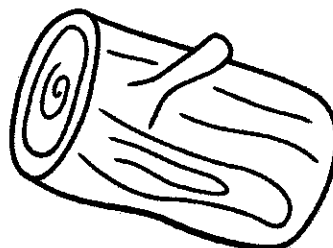


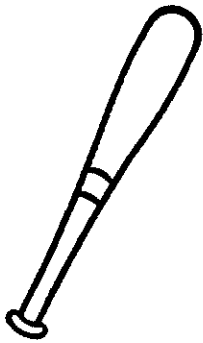




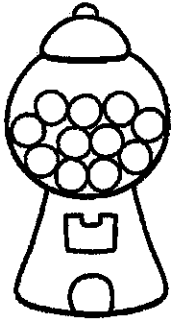
_____ ducks are
left by the pond.

Bonus: Write your own word problem about some ducks flying away from the pond.

Circle the pictures that rhyme. Color.











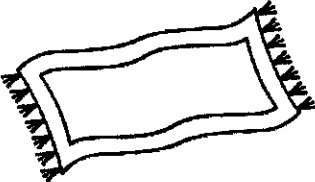

Name: _____

RHYMING DAB IT FUN!



Name _____ Date _____

I can write short u words!

Letter Naming Fluency.

Student Name: _____

Set a timer for 1 minute.

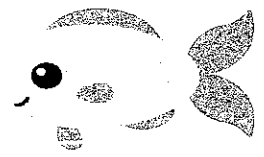
See how many letters your child can name in 1 minute. Do not give them the answers or extra time. If he/she does not know the letter, circle it and have them continue on. When the timer goes off, mark where your student stopped and how many letters he/she knew. For example, if your child named 32 letters in 1 minute, you would write 32/120 as the score. FYI: An average Kindergarten score would be 30-40 letters per minute by the end of the year.

Please turn this Fluency Sheet in with the rest of the homework. Thank you!

120

g	H	t	X	r	F	C	j	T	z
K	l	q	z	b	n	y	s	l	O
A	e	V	u	Q	Y	z	M	j	a
f	i	W	R	g	U	d	z	S	c
k	M	g	D	o	J	n	p	m	h
C	N	E	b	u	a	g	w	V	f
G	Y	i	d	e	n	S	T	t	c
R	F	a	m	Z	l	w	v	C	n
f	s	P	o	Y	W	E	j	k	Q
D	U	g	e	A	b	i	y	B	d
N	f	p	R	F	q	l	K	p	M
L	a	W	f	U	c	O	b	x	Z

KINDERGARTEN SIGHT WORD LIST



Practice these words everyday for mastery. A child has mastery when he/she can read the word without hesitation or sounding it out. At the end of the week, please record how many Sight Words your child knows. Please turn this page in with the rest of the completed homework pages.

Sight Words

1. the
2. to
3. can
4. I
5. see
6. we
7. a
8. like
9. and
10. go
11. do
12. you
13. are
14. he
15. my
16. with
17. is
18. little
19. she

20. was

21. for

22. have

23. of

24. said

25. they

26. want

27. here

28. me

29. this

30. what

31. has

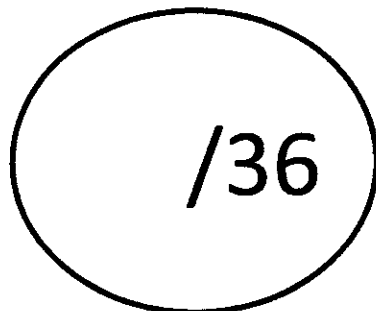
32. help

33. look

34. play

35. too

36. where



Bonus Words

1. in
2. it
3. at
4. no
5. yes
6. on
7. up
8. down
9. an
10. big
11. small
12. who
13. not
14. boy
15. girl
16. his
17. her
18. that
19. as

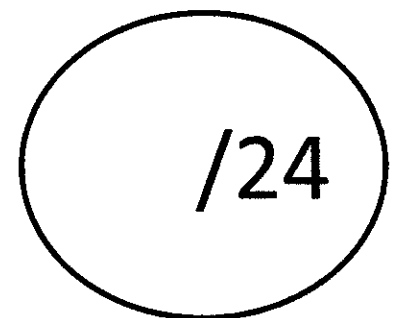
20. by

21. all

22. first

23. next

24. last



Name

a

b

c

d

e

f

g

h

i

j

k

l

m

n

o

p

q

r

s

t

u

v

w

x

y

z

Name

A B C D

E F G H

I J K L

M N O P

Q R S T

U V W X

Y Z