

Kindergarten ~ Week 5

At Home Daily Learning Schedule

Please refer to the Week 1 Schedule for a more detailed version of the learning schedule.

**It is very important to make these learning activities fun.
This shouldn't be stressful or boring.**

This packet will NOT be turned in.

Snap Shot of the Schedule (This schedule is just a suggestion.)

20 minutes	Intro & Calendar Time
20 minutes	Read, Discuss & Draw
20 minutes	Writing Time
25 minutes	Snack & Play Break
20 minutes	Math Time
20 minutes	Art
20 minutes	Phonics

These times are flexible. If your child is losing interest in a particular activity, try to change it up.

Your child should know the following skills at the end of Tri. 3.

Student Should be able to:

- Recognize, write & say first & last name. Only the first letter should be capitalized.
- Run, jump, skip, and hop. Properly use pencil, crayons, scissors, and glue.
- **Recognize** & **write** all uppercase and lowercase letters and **say** their sounds.
- Fluently name as many Upper/Lower case letters as possible within 1 minute.
- Blend sounds to make words.
- Rhyme.
- Recognize beginning, middle and ending sounds of words.
- Spell CVC (Consonant-Vowel-Consonant) words like: top, men, hat, lid, sub
- Write a good Opinion Sentence. The sentence must state an opinion.
- Write a good Informative Sentence. The sentence must state a fact about something (No opinions with this type of writing.).
- Write a good Narrative Sentence. The sentence must state what the subject is, tell what happened first, next, and last.



All sentences must begin with a capital letter, have finger spacing, & end with a period.

- Compose & decompose numbers up to 19, write #'s 1-20 out of order, solve word problems using addition & subtraction, count to 100 by ones & tens, find numbers that make 10, identify solid shapes & describe/analyze/compare those shapes.

Name: _____

Opinion writing



Read a book and then write 1-2 sentences about your favorite part of the story. *Students should be able to independently write the sentences with little to no help.*



Name: _____

Opinion writing

Read a book and then write 1-2 sentences about your favorite part of the story. *Students should be able to independently write the sentences with little to no help.*




Name: _____

Narrative writing:

Tell me about something you did. What did you do? What was your reaction?

Draw a picture to illustrate what you wrote.




Handwriting practice lines consisting of multiple sets of three horizontal lines: a solid top line, a dashed middle line, and a solid bottom line.

Name: _____

Narrative writing:

Tell me about something you did. What did you do? What was your reaction?


Draw a picture to illustrate what you wrote.



Handwriting practice lines consisting of multiple sets of three horizontal lines: a solid top line, a dashed middle line, and a solid bottom line.

On the back draw 1 Shark

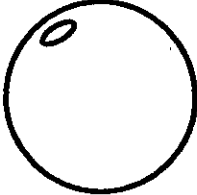
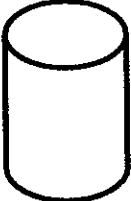
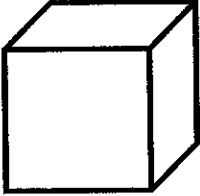
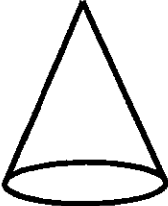

Name



Name: _____

3D Shape Features

Count the sides and corners of these 3D shapes.


Shape	Sides	Corners
 Sphere		
 Cylinder		
 Cube		
 Cone		
 Rectangular prism		













Name _____




Make the Number!

Directions: Count the dots on the bug.
Draw the number of extra dots needed
to make the number in the upper left corner.



Name: _____



It is a hot sunny day. There are 6 children in the swimming pool.

2 are boys. How many girls are in the pool?

Sketch:

Ten Frame:

Number Path:

1	2	3	4	5	6	7	8	9	10
---	---	---	---	---	---	---	---	---	----


Equation:

Answer:

_____ girls are
in the pool.

Bonus: What other combinations of boys and girls could be in the pool if there are 6 children in all?

Name: _____




Meg had 5 cookies.

She ate 2 cookies.

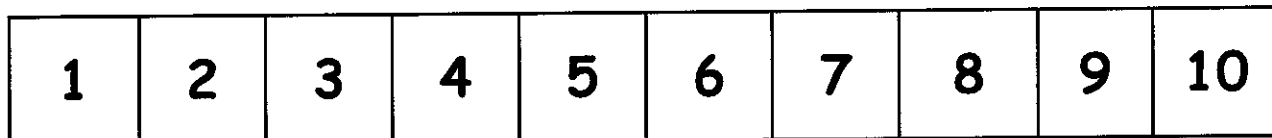
How many cookies are left?

Sketch:

Ten Frame:



Number Path:



Equation:

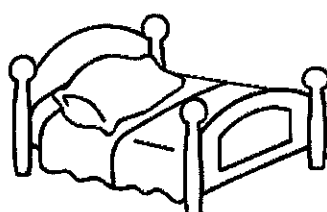






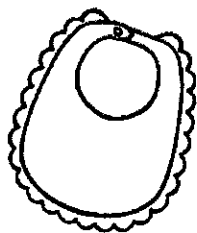

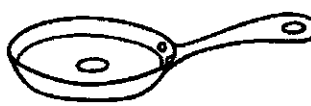


Answer:

_____ cookies
are left.

Bonus: On the back of this paper, draw pictures to show at least 2 different ways 5 cookies could be put on 2 plates. Write equations to go with your work.

Name _____ Date _____











I can write cvc words!

Circle the pictures that rhyme. Color

Name: _____

RHYMING DAB IT FUN!



Letter Naming Fluency.

Student Name: _____

Set a timer for 1 minute.

See how many letters your child can name in 1 minute. Do not give them the answers or extra time. If he/she does not know the letter, circle it and have them continue on. When the timer goes off, mark where your student stopped and how many letters he/she knew. For example, if your child named 32 letters in 1 minute, you would write 32/120 as the score. FYI: An average Kindergarten score would be 30-40 letters per minute by the end of the year.

Please turn this Fluency Sheet in with the rest of the homework. Thank you!

120

g	H	t	X	r	F	C	j	T	z
K	l	q	z	b	n	y	s	l	O
A	e	V	u	Q	Y	z	M	j	a
f	i	W	R	g	U	d	z	S	c
k	M	g	D	o	J	n	p	m	h
C	N	E	b	u	a	g	w	V	f
G	Y	i	d	e	n	S	T	t	c
R	F	a	m	Z	l	w	v	C	n
f	s	P	o	Y	W	E	j	k	Q
D	U	g	e	A	b	i	y	B	d
N	f	p	R	F	q	l	K	p	M
L	a	W	f	U	c	O	b	x	Z

Name _____

a

o

c

q

e

f

g

h

i

j

k

l

m

n

o

p

q

r

s

t

u

v

w

x

y

z

Name _____

A B C D

E F G H

I J K L

M N O P

Q R S T

U V W X

Y Z

_____ 's
Memory Book
of Kindergarten



**This Memory Book was
made by**

Name: _____


Grade: _____

Year: _____

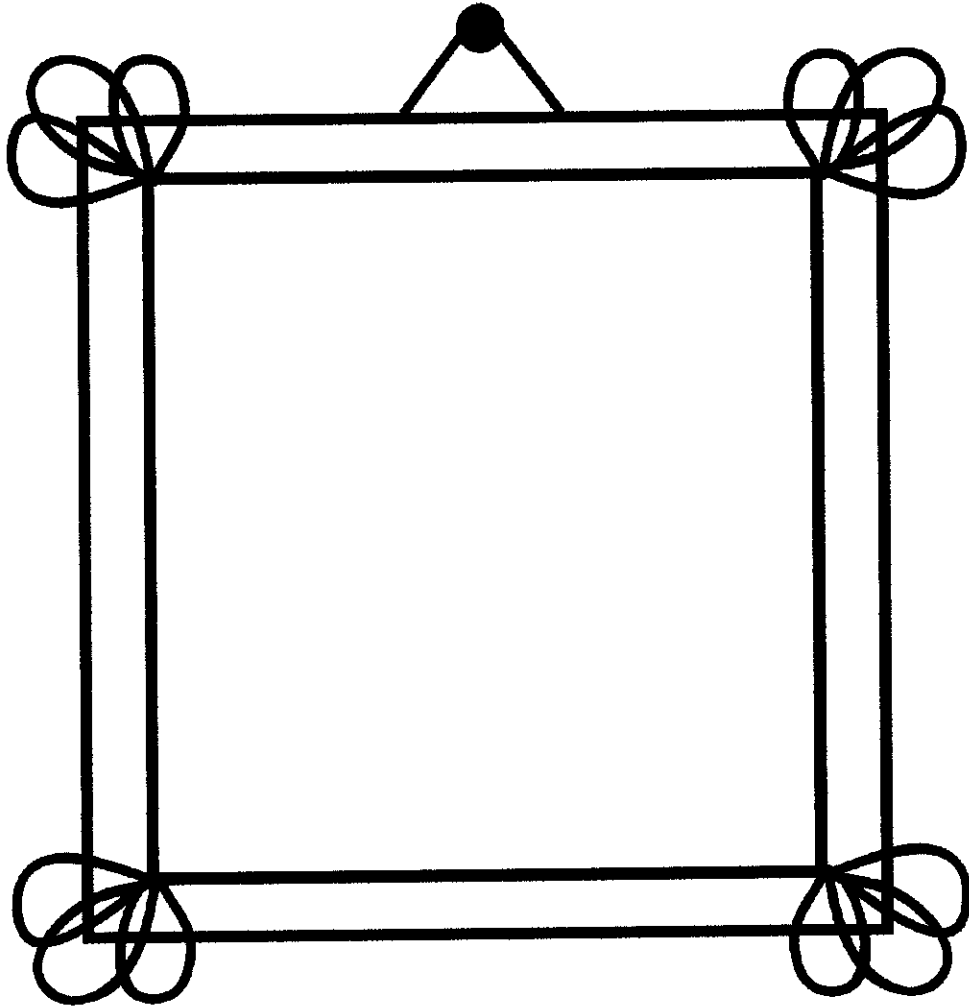
Teacher: _____

School: _____

Principal: _____



My Teacher



I like my teacher because

This Year, I Learned a LOT!

I learned to _____


I learned about _____

I learned that _____

I learned how to _____



My Favorite Subjects



My favorite subject:

I like this subject because

My *second* favorite subject:

I like this subject because

What I Will Miss The Most About Kindergarten:

