

AM Wed Oct 10

<

>

dsd.instructure.com

resourceApple Tea...resources...sphero.ins...DashboardScout Trai...Home - Ce...Microsoft...Mail - 25crWeek 8...

Account

Dashboard

Courses

Calendar

Inbox

Help

Test > Assignments > Week 8 - Scratch

Home

Assignments

Discussions

Grades

People

Pages

Syllabus

Collaborations

Office 365

Class Notebook

Badges

Nearpod

Week 8 - Scratch

Due

Wednesday by 11:59pm

Points

0

Submitting

a file upload

Remember it is **NOT** cool to create an account without parental permission if you under 13 years of age (ask Mrs. Roche about a little thing called FERPA sometime). We have parental permission from a form parents signed on myDSD, so this is okay.

Follow Mrs. Roche's instructions and examples in class.

- 1) Go to [Scratch](#)
- 2) Create a username using YOUR school username (example: 22nroche) and school password.
- 3) Fill in your birth month, the birth year, gender, and country.
- 4) Put in **YOUR EMAIL** for the parent/guardian email.
- 5) Confirm you have successfully created an account.

<b>For Computers:</b>  6) Once in Scratch, open a <b>NEW TAB</b> .  7) Go to <b>OFFICE 365</b>	<b>For iPads:</b>  5) While in Scratch, take a screenshot using the
--	---

Submit Assignment



Account



Dashboard



Courses



Calendar



Inbox



Help

press CTRL + C). You can also use the **SNIP TOOL**.

12) Go back to the Word document and **press CTRL + V**

13) Return to Canvas

14) Click **Submit assignment**.

15) Select **Office 365** (You may have to log in and give permission).

16) **Select** the appropriate folder for assignment.

17) **Attach** the document to this assignment

18) Press the **SUBMIT** button

[How to - Canvas Turn in Computer](#)

7) Click **Submit assignment**.


8) Click the middle option: **LIBRARY**

9) **Select** the folder option (it usually doesn't matter but if all else fails do SCREENSHOT)

10) **Click the Picture**

11) Press the **SUBMIT** button

[How to - Canvas Turn in iPad](#)

[File Upload](#)[Text Entry](#)[Website URL](#)[Google Doc](#)[Media](#)[CK-12 Practice](#)[Office 365](#)

Upload a file, or choose a file you've already uploaded.

File: [Choose File](#) no file selected

[+ Add Another File](#)

[Click here to find a file you've already uploaded](#)

[Cancel](#)[Submit Assignment](#)



Account



Dashboard



Courses



Calendar



Inbox



Help

17) Select the appropriate folder and assignment

17) **Attach** the document to this assignment18) Press the **SUBMIT** button[How to - Canvas Turn in Computer](#)17) Press the **SUBMIT** button[How to - Canvas Turn in iPad](#)[File Upload](#)[Text Entry](#)[Website URL](#)[Google Doc](#)[Media](#)[CK-12 Practice](#)[Office 365](#)

Copy and paste the link to the web site you'd like to submit for this assignment.

Website URL:

Comments...

Cancel

Submit Assignment

## Submission

✓ **Submitted!**

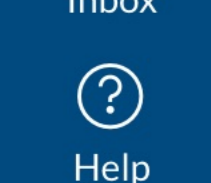

Apr 8 at 11:46am

[Submission Details](#)[Download Document.docx](#)

Comments:

No Comments





12) Go back to the Word document and **press CTRL + V**

13) Return to Canvas

14) Click **Submit assignment**.

15) Select **Office 365** (You may have to log in and give permission).

16) **Select** the appropriate folder and assignment.

17) **Attach** the document to this assignment

18) Press the **SUBMIT** button

give permission).

10) **Select** the appropriate folder and assignment.

11) **Attach** the document to this assignment

12) Press the **SUBMIT** button

When all this is done you may play and explore Scratch

### Submission

✓ **Submitted!**

Oct 16 at 9:07am

[Submission Details](#)

[Download Word Processing 1, 2.doc](#)

Comments:  
No Comments

