



Kindergarten eLearning Guide – Week 4

Math: Numbers to 20

- Students will read, write, and represent whole numbers from 0 to at least 20 with and without objects or pictures.

Matemáticas: Numeros a 20

- Estudiantes leerán, escribirán, y representarán números enteros desde 0 hasta al menos 20 con y sin objetos o imágenes.

Science: Plants and Animals

- The student will sort plants and animals into groups based on their color, size, body covering, or leaf shape and learn about the basic parts of plants and animals.

Language Arts: Improving Our Reading and Writing

- Students will listen to, enjoy, and talk about great books through an online read aloud.
- Students will read books independently and continue to practice familiar strategies, such as fluent reading and retelling. Read daily for at least 20-25 minutes to maintain stamina.
- Students will practice familiar snap words and words with blends.
- Students will write a how-to piece on familiar topics or may revise old pieces.

Lectoescritura: Mejorando nuestra lectura y escritura

- Estudiantes escucharán, disfrutarán y practicarán cómo los lectores vuelven a contar libros cuando terminan con una lectura en voz alta.
- Estudiantes leerán por lo menos 20-25 minutos al día para mantener su resistencia y practicarán las estrategias de lectura, incluyendo volver a contar lo sucedido y mejorar su fluidez.
- Estudiantes continuarán practicando palabras comunes y con combinación de consonantes (sílabas trabadas) con r, tales como “fr”, “br”, “cr”, “pr”.
- Estudiantes escribirán libros de enseñanza sobre rutinas personales o corregirán piezas previas.

Social Studies: Responsibility

- Students will learn about their rights and responsibilities at home.

Kindergarten eLearning Guide – MATH

Objectives

- Students will read, write, and represent whole numbers from 0 to at least 20 with and without objects or pictures.
- Students will count a set of objects up to at least 20 and demonstrate that the last number spoken tells the number of objects in the set regardless of their arrangement or order.

Note: Beginning the week of April 14, and in alignment with our Adjusted Grading Guidelines, teachers in grades PK-5 will be monitoring student progress in a variety of ways.

For Parents

The instructions for each activity are located below.

- Guide Students through the following activities. It is suggested to complete each activity 1 to 2 times throughout the week.
 - **Activity 1:** [Number Dot Memory Game](#)
 - **Activity 2:** [Break It Up](#)
 - **Activity 3:** [Domino Parking Lot](#)

For Students

- Follow your parent's instructions to complete the activities.

Resources

- If you can access your campus math adaptive software, please do!
- [Counting Videos](#)
- [Subitizing Videos](#)

Kindergarten eLearning Guide – MATEMATICAS

Objetivos

- Estudiantes leerán, escribirán y representarán números enteros desde 0 hasta al menos 20 con y sin objetos o imágenes.
- Estudiantes contarán un conjunto de objetos hasta por lo menos 20 y demostrará que el último número dicho indica el número de objetos en el conjunto, independientemente de su disposición u orden.

Nota: A partir de la semana del 14 de abril y de acuerdo con nuestras Pautas de calificación ajustadas, los maestros en los grados Pre-Kínder a 5 supervisarán el progreso de los estudiantes de varias maneras.

Para padres

Las instrucciones para cada actividad se encuentran a continuación.

- Guiar a los estudiantes a través de las siguientes actividades. Se sugiere completar cada actividad de 1 a 2 veces por semana.
 - **Actividad 1:** [Juego de Memoria de Números](#)
 - **Actividad 2:** [Romperlo](#)
 - **Actividad 3:** [Estacionamiento Domino](#)

Para Estudiantes

- Siga las instrucciones de sus padres para completar las actividades.

Recursos

- Si puede acceder al software adaptativo de matemáticas de la escuela de su hijo/a, ¡Por favor hágalo
- [Videos Para Contar](#)

Kindergarten eLearning Guide – Science

Objectives

- Students will read and write about plants and animals.

Note: Beginning the week of April 14, and in alignment with our Adjusted Grading Guidelines, teachers in grades PK-5 will be monitoring student progress in a variety of ways.

For Parents

- Read the, “Stemscopedia,” with your child.
- Work with your child to complete the, “Linking Literacy,” activity using what they read in the, “Stemscopedia.”
- Read the, “Reading Science,” passage with your child. As you are reading, stop and ask questions to make sure they understand what you are reading.

For Students

- Read the STEMscopedia with an adult or sibling. During reading, respond to the, “Try Now,” sections throughout the text.
 - [English STEMscopedia](#)
 - [Spanish STEMscopedia](#)
- Complete the, “Linking Literacy Activity,” using what you read in the, “Stemscopedia.” You will need to write or draw two animal characteristics and two plant characteristics in the bubbles on the Concept Map.
 - [English Linking Literacy](#)
 - [Spanish Linking Literacy](#)
- Read the, “Reading Science,” passage with an adult or sibling (the multiple-choice questions at the end are optional).
 - [English Reading Science](#)
 - [Spanish Reading Science](#)

Resources

- [Brainpop, Jr.: Parts of a Plant](#)

Kindergarten eLearning Guide – LANGUAGE ARTS

Objectives

- Students will listen to, enjoy, and talk about great books through an online read aloud. This week, practice how readers retell books when they are finished with a read aloud. (See Chart Below).
- Students will read books independently and continue to practice familiar reading strategies (including fluency and retelling what happened).
 - Read daily for at least 20-25 minutes to maintain stamina.
- Students will practice familiar snap words and sort and practice familiar blends.
- Students will write a how-to procedural text on a familiar routine in their life or revise old pieces.


Note: Beginning the week of April 14, and in alignment with our Adjusted Grading Guidelines, teachers in grades PK-5 will be monitoring student progress in a variety of ways.

For Parents

- Each day, help your child choose an online read aloud for Kindergarten and retell the story.
- Help your child refer to the Read Aloud Suggestions or QR code
 - Each day, help your child read just-right books, enjoy, and practice familiar reading strategies.
- Each day, help your child practice reading familiar snap words.
 - Snap Words practice: look, say, spell, cover, write, check (see chart below).
 - Practice familiar blends.
- Each day, write a how-to procedural text on a familiar routine in your life. Students may also revise old pieces.

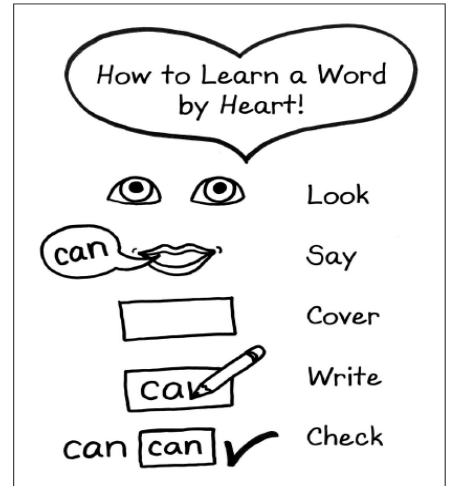
For Students

- Listen to read aloud online and retell the story:
 - [Week 4 Read Alouds](#)
- Read independently: 10-12 books each day
 - [Charts to Support Independent Reading](#)
 - [Strategies To Support Fluency](#)
 - [Kinder Songs/Poems to Practice Fluency](#)
- Practice Snap Words: Look, say, spell, cover, write, check
 - [Kindergarten Snap Words](#)
- Identify & Sort Words by Blends
 - [Blends Chart](#)
 - [Blends Sort](#)
 - [Blends Practice: What Words Can You Fix?](#)
- Write a how-to piece about something you love
 - [What can my student write about?](#)
 - [Charts to support Writing How-To Pieces](#)
- Student Sample Included
 - [Writing Process for Young Writers](#)



Resources

- [Free Books Online](#)
- [Raz-Kids Free Trial](#)
- [K-1 Reading Log](#)
- [What Successful Readers Do](#)



Kindergarten eLearning Guide – LECTOESCRITURA

Objetivos


- Estudiantes escucharán, disfrutarán y practicarán cómo los lectores vuelven a contar libros cuando terminan con una lectura en voz alta.
- Estudiantes leerán por lo menos 20-25 minutos al día para mantener su resistencia y practicarán las estrategias de lectura, incluyendo volver a contar lo sucedido y mejorar su fluidez.
- Estudiantes continuarán practicando palabras comunes y con combinación de consonantes (sílabas trabadas) con r, tales como “fr”, “br”, “cr”, “pr”.
- Estudiantes escribirán libros de enseñanza sobre rutinas personales o corregirán piezas previas.

Nota: A partir de la semana del 14 de abril y de acuerdo con nuestras Pautas de calificación ajustadas, los maestros en los grados Pre-Kínder a 5 supervisarán el progreso de los estudiantes de varias maneras.

Para padres

- Ayude a su hijo elegir un título de la lista de lectura en voz alta de kínder y volver a contar los eventos sucedidos.
 - Ayude a su hijo usar el generador de código QR.
 - Ayude a su hijo leer y disfrutar libros justo a su nivel y practicar estrategias de lectura.
- Ayude a su hijo practicar palabras comunes al leerlas, estudiarlas, deletrearlas, escribirlas y usarlas.
 - Ayude a su hijo reconocer combinaciones consonantes (sílabas trabadas) con r, tales como “fr”, “br”, “cr”, “pr”.
- Ayude a su hijo escribir nuevos libros de enseñanza sobre temas en los cuales es experto o corregir piezas previas.

Para estudiantes

- Escucha lecturas en voz alta y vuelve a contar el  cuento
- [Sugerencias de lecturas en voz alta](#)
- [Vuelve a contar un cuento](#)
- Lee independientemente: 10 a 12 libros diariamente
 - [Gráfica interactiva de apoyo](#)
 - [Pistas que ayudan a los lectores](#)
 - Canciones/Poemas practica tu fluidez
 - [Pimpón /Tengo una muñeca](#)
- Practica las palabras comunes al leerlas, estudiarlas, deletrearlas, escribirlas y usarlas
 - [Palabras comunes de kínder](#)
 - Practica y clasifica las palabras con combinaciones de consonantes (sílabas trabadas) con r, tales como “fr”, “br”, “cr”, “pr”).

- [Gráfica p.1](#) y [Gráfica p.2](#)
- [Actividad](#)
- Escribe un libro de enseñanza
 - [Ideas de escritura](#)
 - [Gráfica interactiva de apoyo](#)
 - [Proceso de escritura](#)

Recursos

- [Prueba gratuita de Raz-Kids](#)
- [K- 1 Registro de lectura](#)
- [Que hacen los lectores exitosos](#)
- [Revisa tu escritura](#)



Kindergarten eLearning Guide – Social Studies

Objectives

- Students will learn about their rights and responsibilities at home.

Note: Beginning the week of April 14, and in alignment with our Adjusted Grading Guidelines, teachers in grades PK-5 will be monitoring student progress in a variety of ways.

For Parents

- Have a discussion with your child about each day's learning
- Assist students when logging into BrainPop, Jr.
 - Username: springbranchisd_12
 - Password: sbisdbp
- Assist students with any activities

For Students

- Watch [Rights and Responsibilities](#) on BrainPop, Jr.
 - Complete the Easy Quiz
- Watch: Read Aloud- [I Just Forgot](#) by Mercer Mayer
 - Discuss what chores you are responsible for at home.
 - Discuss what happens when you forget and how you can fix it!
 - [Draw and write](#) about some of the things you and the main character have in common.
- [Draw and write](#) about your daily responsibilities at home!
 - Discuss with an older sibling or adult about other ways to help at home!
 - Draw and write about another chore you can be responsible for at home!
- Create a [daily schedule](#) of all of the activities you do at home!
 - Be sure to include: times, the name of the activities, and how you felt after finishing!



Resources

- No additional resources needed.