

Teacher Mrs. Empie/Mrs. Ross

Grade: 4th GATE

Week 1: April 20th – April 24th

Weekly Planner



Welcome to our Virtual Classroom! This is for those NOT using paper copies provided at the school.


Student Time Expectation per day: 2-3 hours

Daily Routine Practice and Rehearsal (In any order that fits your family's home routine)

- 30 min. Reading Independently (Reading aloud, being read to, or reading silently). Accelerated Reader can be accessed from home now!
- **Writing- Daily Prompt:** See Calendar / Criteria: Thoughtful response with main idea supported by details, connections to self/other texts/the world, proper capitalization and punctuation.
- 30 Min. Math Practice
- Science or Social Studies

Content Area	Learning Objectives	Assignments: Daily Routines + These Tasks
Language Arts	<ul style="list-style-type: none">• I can read with sufficient accuracy and fluency to support comprehension• I can read on-level text with purpose and understanding	<p><u>Grade-Level Reading: informational text</u> Two passages: Going Green and GMOs</p> <p><u>Writing-</u> Journal Writing – see prompts below</p> <p>AR Reading Online – accessible from home! Renaissance Place - AR Reading</p>
Mathematics Connect Ed/MyMath Provided Activities My Math textbook online Your user name: eight-digit codeTUSD For example: 10341234TUSD Password for Empie: Password4	Chapter 10: <ul style="list-style-type: none">• I can express a fraction with denominators of 10 and 100• I can use a decimal notation for fractions• I can compare two decimals	<p><u>My Math Textbook online</u> Empie: Chapter 10 - Fractions and Decimals Hardcopy of book: complete a lesson a day Online access: I have assigned you work; you should see it on your My Math homepage. *Please do not print; write on paper and send a picture via Dojo or email.</p> <p><u>EdHelper April Math Challenge Packet</u></p> <p><u>IXL Online Math Program – 15 minutes daily</u></p>
Science District Adopted Materials, Twig Packets and/or	Driving Essential Question: How can people convert and use energy with	<p><u>Science Resource TWIG-</u> No need to print; use paper + pencil, take a picture and send to your teacher.</p>

<p>Other Activities</p> <p>TUSD STEM Newsletter:</p> <p>G4 STEM Newsletter</p> 	<p>the least impact upon the environment?</p> <ul style="list-style-type: none"> I can write a claim with evidence to describe the transfer of energy <ul style="list-style-type: none"> Where do the energy turn on the lights come from? What different forms of energy are there? How can our school (or town) improve its energy use? Which form of renewable energy is best, and why? 	<p>Week 1: What are potential energy stores?</p> <p>IXL also has science standards practice – 20 minute weekly goal</p>
<p>Social Studies</p> <p>IXL also has social studies standards to practice – 20 minute weekly goal</p>	<ul style="list-style-type: none"> I can recall important California history facts and events I can create a pictorial representation with a caption and/or statement. (Think what you have learned in 4th grade Social Studies) Poster, booklet, plain copy paper, Power Point, Google Slides 	<p><u>4 Week- Art Project on ABCs of Fourth Grade Social Studies California History (Graded)</u></p>  <p>(Sample of ABCs of American Revolution)</p>
<p>Art</p>	<p>I can use linear perspective to depict geometric objects in space.</p>	<p>Two Art Pieces (Graded) in four weeks</p>

		<p>1. Using the below mentioned website on pencil shading, create your own masterpiece. Your masterpiece can be as simple as an egg to something complex as a living being. https://www.artistsnetwork.com/beginner-pencil-shading-techniques/</p> <p>1. Create a one-point perspective art.</p>  <p>(Sample Art)</p> <p>Your masterpiece can be colorful or black and white. Use the following website for ideas: http://elementsofheartroom.blogspot.com/2016/12/5th-grade-one-point-perspective.html</p>
--	--	---

Teacher Office Hours Contact sempie@tUSD.net Platform: Dojo or email	<i>I will have two hours scheduled every day for emails, phone calls, conference calls, and virtual experience. Please see the schedule below. If your student needs additional help, please reach out and we will find a way.</i> 8:30 am-9:00 am and 12:00-1:00 PM					

Submission of Work: Assignments can be turned in digitally sooner, but the paper drop off is scheduled at our site for Fri. 5/8/2020 and 5/15/2020

Submit Logs & Products: Scan / photo /upload/or deliver

Daily Routines

Log for April 20 th – 24 th	Log Your Reading Or Use AR	Journal Writing	Math
---	-------------------------------	-----------------	------

Monday	Title: Parent initial _____ to verify reading	Prompt: <i>What would it be like to live on an island?</i>	My Math IXL
Tuesday	Title: Parent initial _____	Prompt: <i>Describe your favorite kind of weather and explain why you like it so much.</i>	My Math IXL
Wednesday	Title: Parent initial _____ to verify reading	Prompt: <i>Write a conversation between two cats (or any two animals).</i>	My Math IXL
Thursday	Title: Parent initial _____ to verify reading	Prompt: <i>The things I like the most about Distance Learning</i>	My Math IXL
Friday	Title: Parent initial _____ to verify reading	Prompt: <i>Would you rather be peanut butter or jelly. Why?</i>	My Math IXL