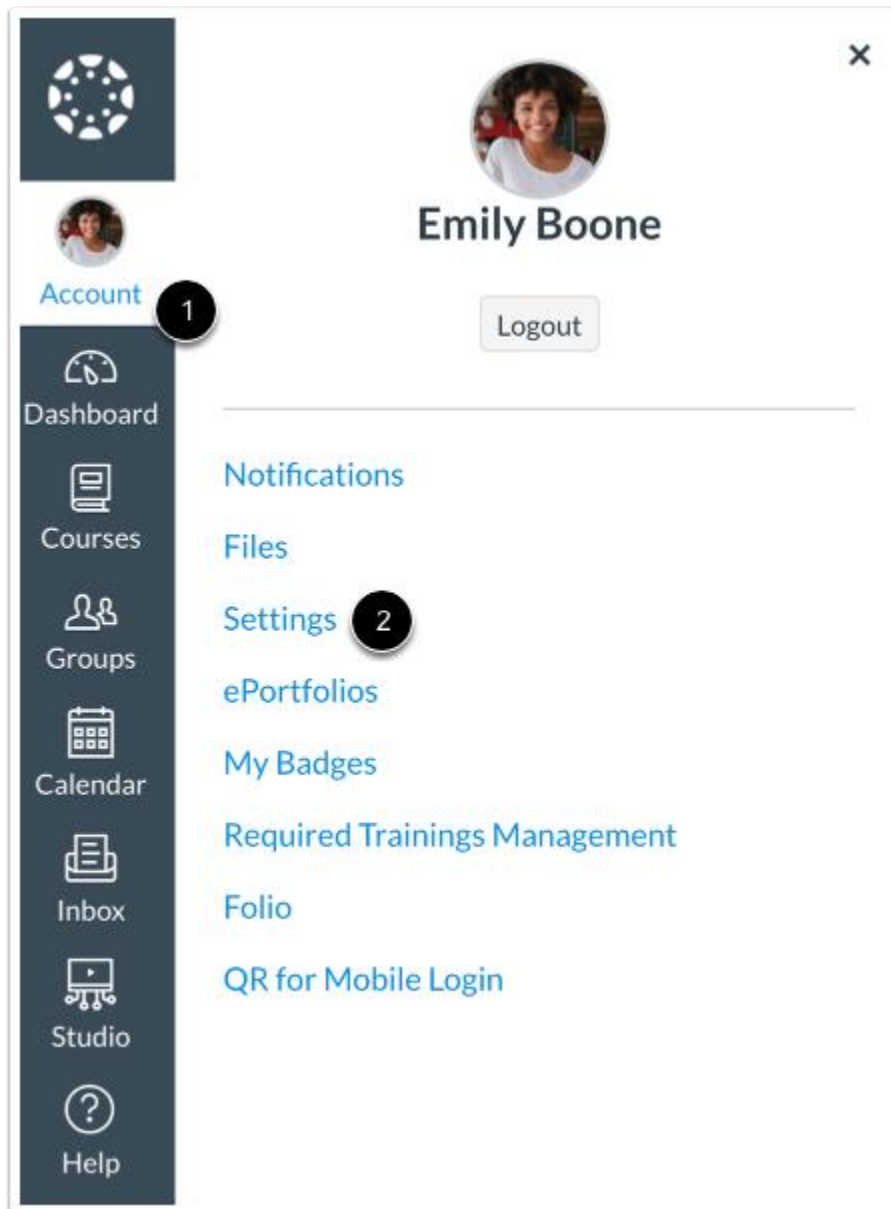


Como cambiar el idioma en la página de Canvas




En la navegación del globo, Haga clic en la sección que dice **Account** [1], y después **Settings** [2].



Edite Ajustes/Settings

Ways to Contact



Email Addresses

emily.boone.canvas@g... ★


emboone86@gmail.com 


email@email.com  


[+ Email Address](#)

Other Contacts	Type
For All Devices	push 
1234567890@tmomail.net	sms 

[+ Contact Method](#)


 **Edit Settings**

 Download Submissions

 Download Course Content

Haga clic al botón **Edit Settings** para editar los ajustes.

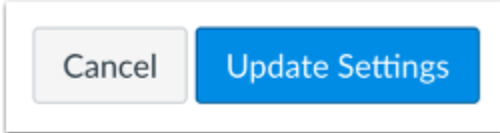
Seleccione Idioma

Language: 

This will override any browser or account settings.

En Language haga clic al menú desplegable, elija el idioma (Spanish).

Actualize Ajustes/Settings



Haga clic al botón de **Update Settings** para actualizar el idioma y ajustes.

Vea todo en su idioma

A screenshot of the Canvas user settings page. On the left is a dark sidebar with navigation icons and labels: 'Konto', 'Dashboard', 'Kurse', 'Gruppen', 'Kalender', 'Posteingang', and 'Hilfe'. The main content area is titled 'Emily Boones Einstellungen'. It features a profile picture and a list of settings categories: 'Benachrichtigungen', 'Dateien', 'Einstellungen', 'ePortfolios', 'My Badges', 'Required Trainings Management', and 'Folio'. The 'Einstellungen' section is expanded, showing fields for: 'Vollständiger Name*' (Emily Boone), 'Anzeigename' (Emily Boone), 'Sortierbarer Name' (Boone, Emily), 'Pronomen' (Sie/Ihr), 'Standard-E-Mail-Adresse' (emily.boone.canvas@gmail.com), 'Sprache' (Deutsch), and 'Zeitzone' (Mountain Standard Time (USA und Kanada)). Below this is a section for 'Anmeldemöglichkeiten' with a table showing 'Organisation' as 'Documentation Canvas' and 'Anmelden' as 'emily.boone.canvas@gmail.com'.

Vea Canvas en su idioma de preferencia.