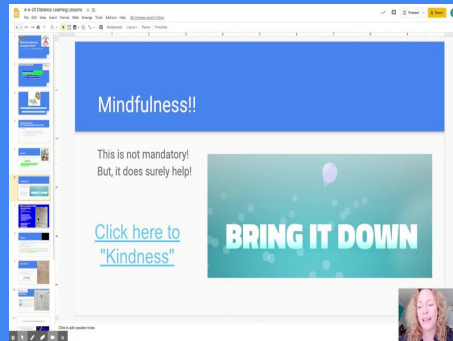



Watch the Morning message Video!!

[Click here for 4/6/20 Schedule](#) - Follow these slides for the lessons!



Student's Shout Out's:



Congratulations to Tyler, Jack Kos.,
Chris, Sam, Aidan T., Ava, and Kyler
for completing all of
April 2, 2020 assignments!!

Please contact me
to schedule a
virtual recess
with your
classmates!!



[Click here to check the schedule for the weekly Google Meets conferences!!](#)

[Click here to talk to Ms. Legio live!! meet.google.com/mct-sixx-umn](https://meet.google.com/mct-sixx-umn)

Reading Historical Fiction

Day 1- Reading Analytically at the Start of a Book

Setting & Mood

Readers need to pay attention to the mood and atmosphere of the places in which the stories are set.

Reading

1. Historical Fiction Lesson | Nearpod Lesson

Join with this CODE at join.nearpod.com or in the app

AGLKV

2. Independent Reading - 20 Min. Raz Kids - Read the historical fiction book that was assigned and answer the questions.



Mindfulness!!

This is not mandatory!
But, it does surely help!

[Click here to](#)
["Kindness"](#)



What is expository writing?

Expository Writing - Informational Writing - Based on Facts, real events, and real people!!

“The Perfect Menu...Come Eat with Me!”

You will write three descriptive paragraphs about three different courses that you plan on serving at your dream dinner party (think about Thanksgiving). Don't forget to include some facts (after all this is an expository writing!)

Paragraph 1: Introduction (4/6/20)

Paragraph 2: Appetizer

Paragraph 3: Main Course

Paragraph 4: Dessert

Paragraph 5: Conclusion

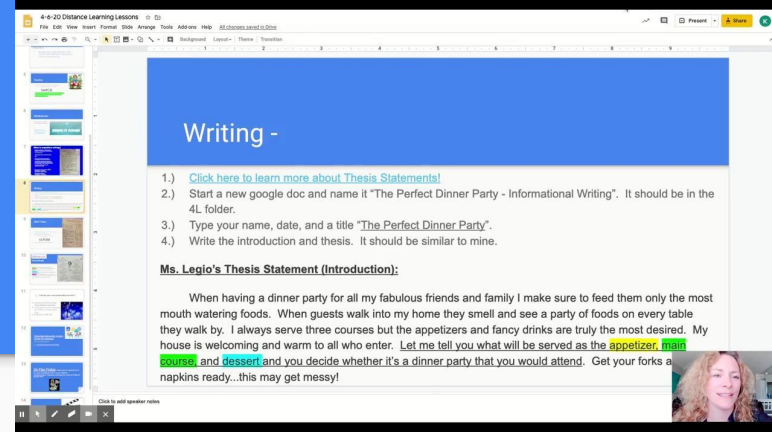


Writing -

- 1.) [Click here to learn more about Thesis Statements!](#)
- 2.) [Watch my lesson video!](#)
- 3.) Start a new google doc and name it “The Perfect Dinner Party - Informational Writing”. It should be in the 4L folder.
- 4.) Type your name, date, and a title “The Perfect Dinner Party”.
- 5.) Write the introduction and thesis.

Ms. Legio's Thesis Statement (Introduction):

When having a dinner party for all my fabulous friends and family I make sure to feed them only the most mouth watering foods. When guests walk into my home they smell and see a party of foods on every table they walk by. I always serve three courses but the appetizers and fancy drinks are truly the most desired. My house is welcoming and warm to all who enter. Let me tell you what will be served as the appetizer, main course, and dessert and you decide whether it's a dinner party that you would attend. Get your forks and napkins ready...this may get messy!



The screenshot shows a Google Docs interface with a blue header titled "Writing -". Below the header is a numbered list of four instructions:

- 1.) [Click here to learn more about Thesis Statements!](#)
- 2.) Start a new google doc and name it "The Perfect Dinner Party - Informational Writing". It should be in the 4L folder.
- 3.) Type your name, date, and a title "The Perfect Dinner Party".
- 4.) Write the introduction and thesis. It should be similar to mine.

Below the list is a section titled "**Ms. Legio's Thesis Statement (Introduction):**". The text of the thesis statement is: "When having a dinner party for all my fabulous friends and family I make sure to feed them only the most mouth watering foods. When guests walk into my home they smell and see a party of foods on every table they walk by. I always serve three courses but the appetizers and fancy drinks are truly the most desired. My house is welcoming and warm to all who enter. Let me tell you what will be served as the appetizer, main course, and dessert and you decide whether it's a dinner party that you would attend. Get your forks and napkins ready...this may get messy!"

The text in the screenshot has several words highlighted in color: "appetizer" is yellow, "main course" is green, and "dessert" is blue. The underlined sentence is also highlighted in green.

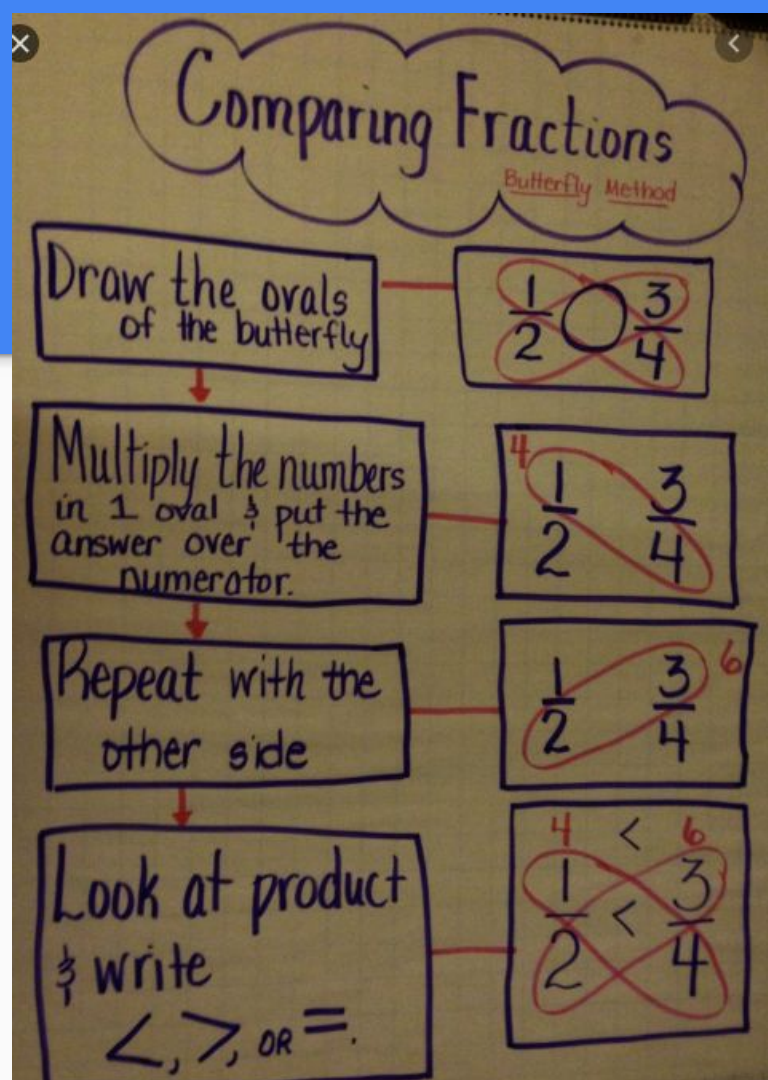
Math Tasks

1. [Click here for today's Edpuzzle lesson on comparing fractions.](#)
2. Complete the NearPod lesson

Join with this CODE at join.nearpod.com or in the app

ERDXT

3. 15 Minutes IXL Recommendations



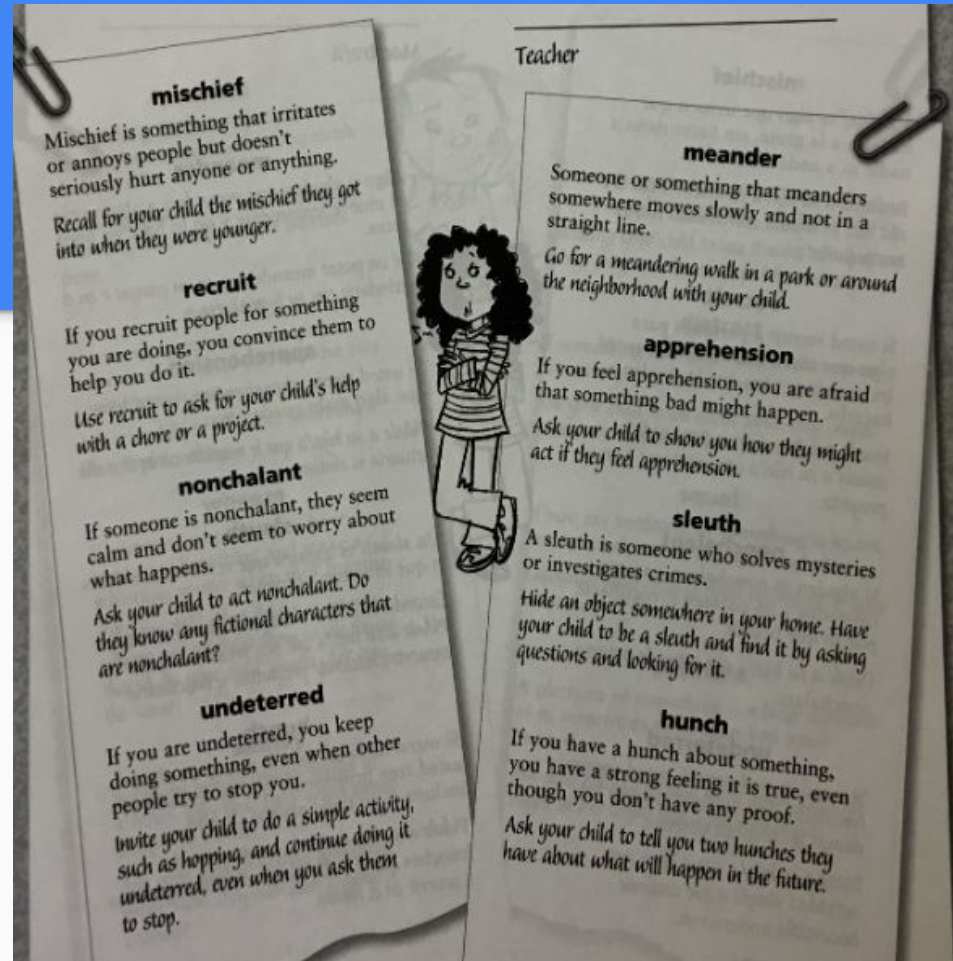
Word Study

Monday: Complete NearPod Lesson Code: ORYEX

Tuesday: RAZ - Complete the Word Scramble and Match-it Definitions (Login to Raz and click on the Vocab Spaceship)

Wednesday: RAZ - Complete the Word-O-Rama and Match-it Sentences

Thursday: RAZ - Complete the Lesson 20 quiz on RAZ-Kids. This will be the only quiz you take. We will not use the Schoology quizzes this week.





Choose your own extended practice!!

- [Click here for the Flex Friday Choice Boards to get ideas!](#)
- Challenge yourself by completing IXL strands in a higher grade level!
- [Click here for PBL Fun!!](#)



Schoology discussion is open all day for questions

There are two discussion boards -

- 1.) For Educational Questions/Comments/Feedback
- 2.) For you guys to chat and have fun with each other.



On Flex Friday - Make sure to complete all of the green highlighted items in your “Student Communication - Distance Learning” doc in the 4L Folder of google drive.



Miss you all!!

My cell is 914-980-0886 if you need to reach me. You can facetime me if needed!

