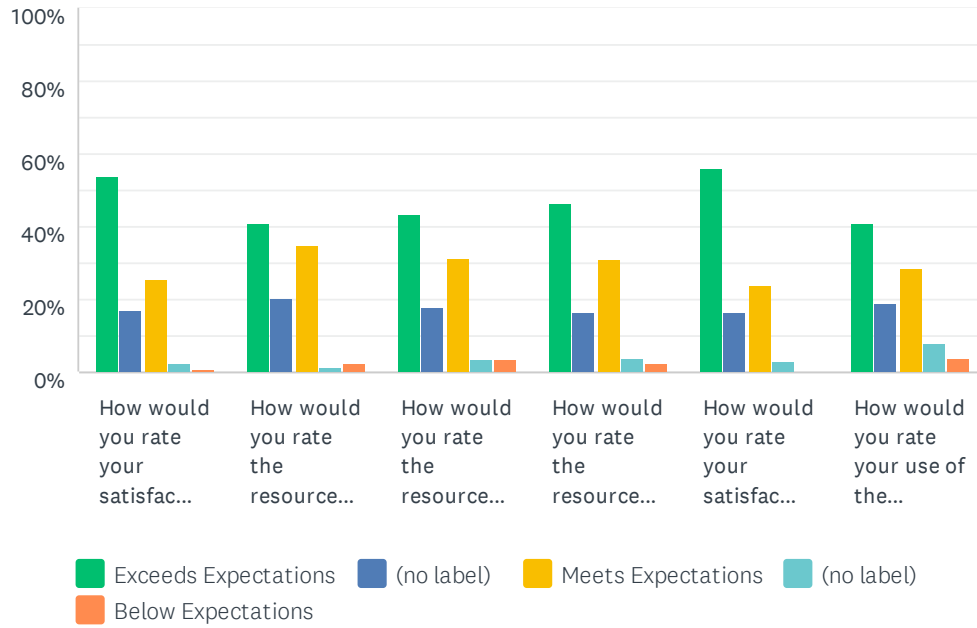


Q1 Communication prior and since moving to Extended Learning.

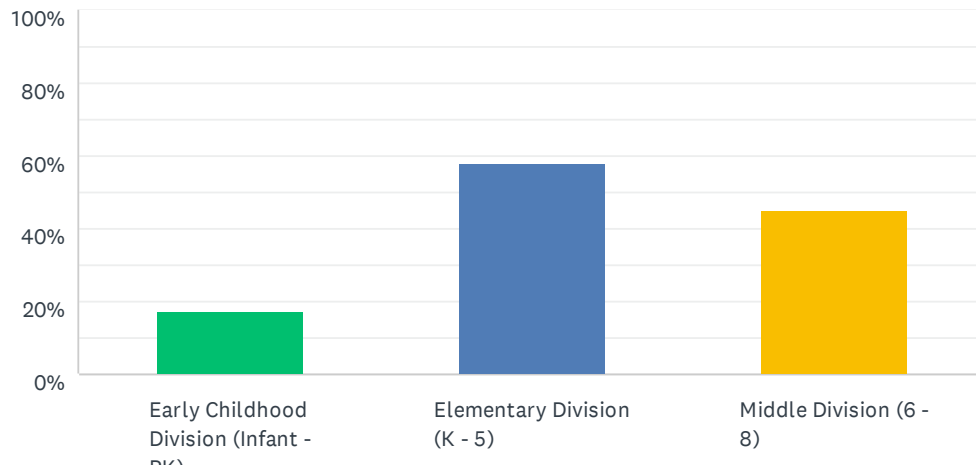
Answered: 216 Skipped: 4



	EXCEEDS EXPECTATIONS	(NO LABEL)	MEETS EXPECTATIONS	(NO LABEL)	BELOW EXPECTATIONS	TOTAL	WEIGHTED AVERAGE
How would you rate your satisfaction with the Head of School's communication regarding COVID-19 and the lead-up to the transition to Extended Learning?	53.95% 116	17.21% 37	25.58% 55	2.33% 5	0.93% 2	215	4.21
How would you rate the resources and updates via the SJES COVID-19 Updates web page?	40.76% 86	20.38% 43	35.07% 74	1.42% 3	2.37% 5	211	3.96
How would you rate the resources and updates via the SJES Extended Learning web page?	43.54% 91	18.18% 38	31.58% 66	3.35% 7	3.35% 7	209	3.95
How would you rate the resources and support via the Tech Support, FAQ's, and Logon Support pages on the Extended Learning web page?	46.38% 96	16.43% 34	30.92% 64	3.86% 8	2.42% 5	207	4.00
How would you rate your satisfaction with the Division Heads' communications during our transition to Extended Learning?	56.02% 121	16.67% 36	24.07% 52	3.24% 7	0.00% 0	216	4.25
How would you rate your use of the teaching and learning materials provided on the St. John's Gateway?	41.04% 87	18.87% 40	28.30% 60	8.02% 17	3.77% 8	212	3.85

Q3 In which SJES division(s) is your child(ren) currently enrolled?

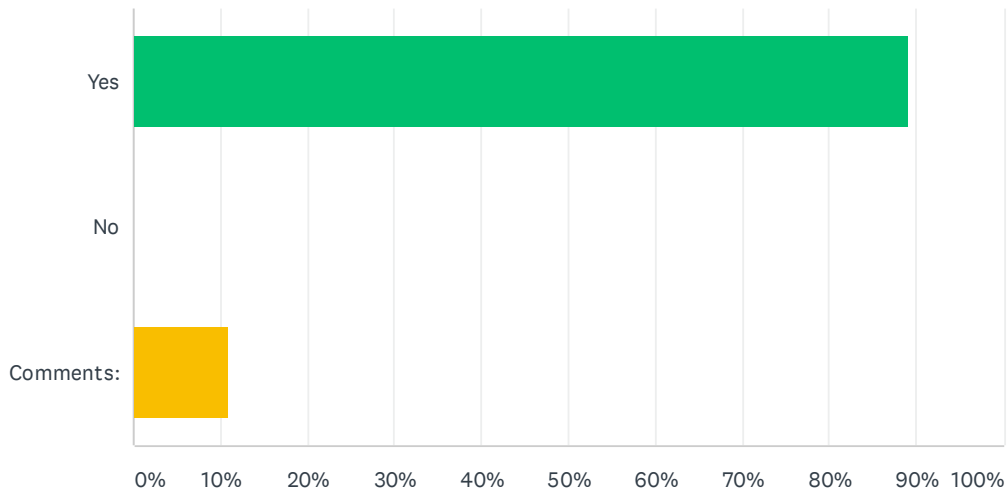
Answered: 213 Skipped: 7



ANSWER CHOICES	RESPONSES	
Early Childhood Division (Infant - PK)	17.37%	37
Elementary Division (K - 5)	58.22%	124
Middle Division (6 - 8)	45.07%	96
Total Respondents: 213		

Q4 ECC Families: Are you able to access the resources teachers are providing to you?

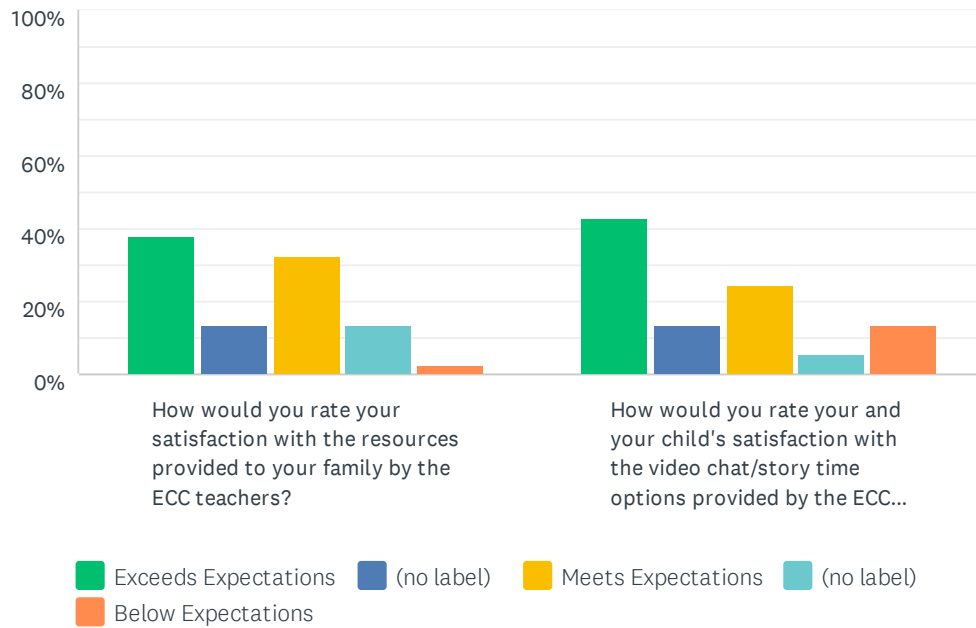
Answered: 37 Skipped: 183



ANSWER CHOICES	RESPONSES	
Yes	89.19%	33
No	0.00%	0
Comments:	10.81%	4
TOTAL		37

Q5 ECC Families:

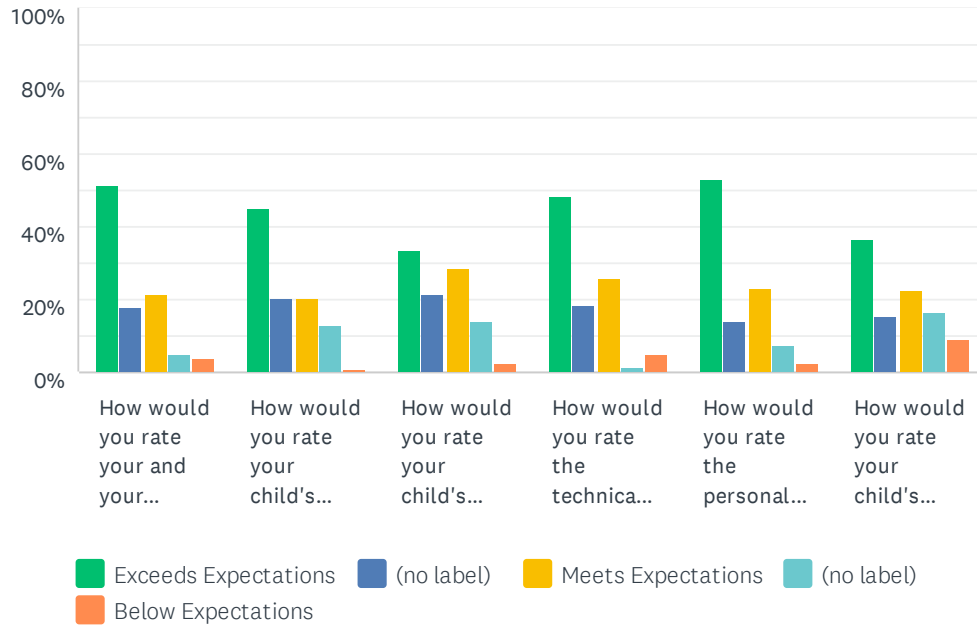
Answered: 37 Skipped: 183



	EXCEEDS EXPECTATIONS	(NO LABEL)	MEETS EXPECTATIONS	(NO LABEL)	BELOW EXPECTATIONS	TOTAL	WEIGHTED AVERAGE
How would you rate your satisfaction with the resources provided to your family by the ECC teachers?	37.84% 14	13.51% 5	32.43% 12	13.51% 5	2.70% 1	37	3.81
How would you rate your and your child's satisfaction with the video chat/story time options provided by the ECC teachers?	43.24% 16	13.51% 5	24.32% 9	5.41% 2	13.51% 5	37	4.22

Q7 K - 5 Families:

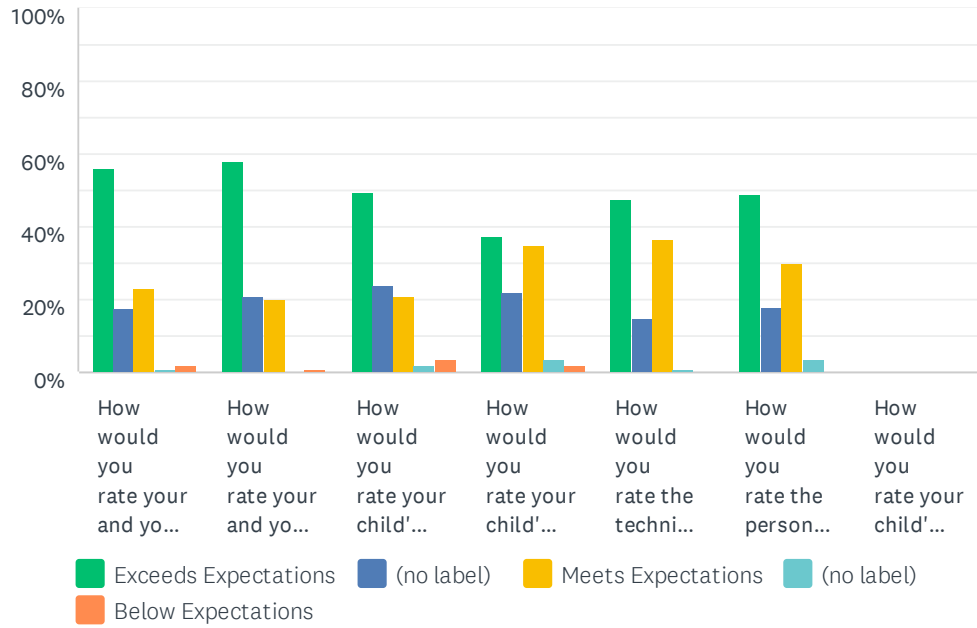
Answered: 122 Skipped: 98



	EXCEEDS EXPECTATIONS	(NO LABEL)	MEETS EXPECTATIONS	(NO LABEL)	BELOW EXPECTATIONS	TOTAL	WEIGHTED AVERAGE
How would you rate your and your child's satisfaction with the connection with their classroom teacher(s) during the extended learning experience?	51.64% 63	18.03% 22	21.31% 26	4.92% 6	4.10% 5	122	4.08
How would you rate your child's classroom instruction and learning thus far during the extended learning experience?	45.08% 55	20.49% 25	20.49% 25	13.11% 16	0.82% 1	122	3.96
How would you rate your child's class work (live or outside of class time) thus far during the extended learning experience?	33.61% 41	21.31% 26	28.69% 35	13.93% 17	2.46% 3	122	3.70
How would you rate the technical support provided to your family by SJES during this extended learning experience?	48.74% 58	18.49% 22	26.05% 31	1.68% 2	5.04% 6	119	4.04
How would you rate the personal support provided to your family by SJES during this extended learning experience?	52.89% 64	14.05% 17	23.14% 28	7.44% 9	2.48% 3	121	4.07
How would you rate your child's experience with his/her Enrichment classes and teachers in this extended learning experience?	36.36% 44	15.70% 19	22.31% 27	16.53% 20	9.09% 11	121	3.54

Q9 6 - 8 Families:

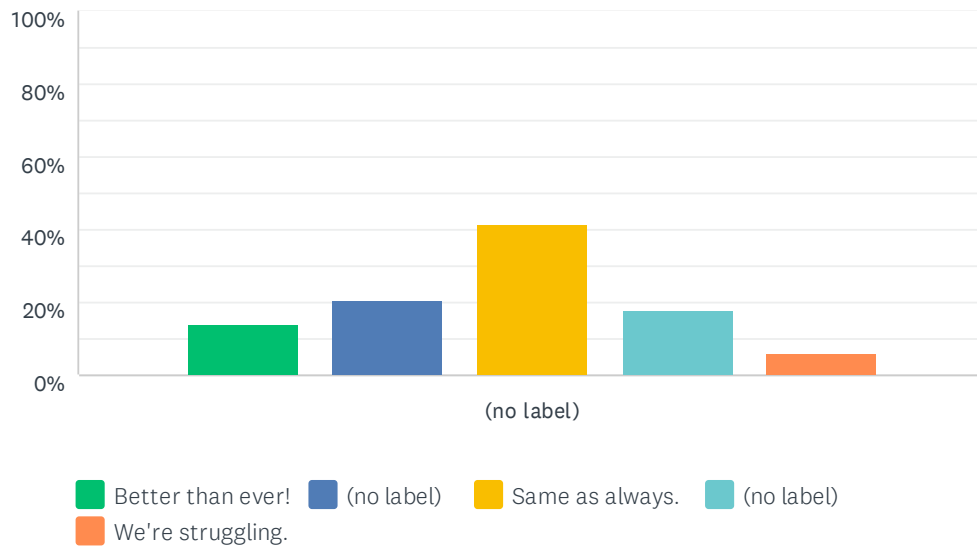
Answered: 91 Skipped: 129



	EXCEEDS EXPECTATIONS	(NO LABEL)	MEETS EXPECTATIONS	(NO LABEL)	BELOW EXPECTATIONS	TOTAL	WEIGHTED AVERAGE
How would you rate your and your child's satisfaction with the connection with their classroom teachers during the extended learning experience?	56.04% 51	17.58% 16	23.08% 21	1.10% 1	2.20% 2	91	4.24
How would you rate your and your child's satisfaction with the connection with their advisor during the extended learning experience?	58.24% 53	20.88% 19	19.78% 18	0.00% 0	1.10% 1	91	4.35
How would you rate your child's classroom instruction and learning thus far during the extended learning experience?	49.45% 45	24.18% 22	20.88% 19	2.20% 2	3.30% 3	91	4.14
How would you rate your child's class work (live or outside of class time) thus far during the extended learning experience?	37.36% 34	21.98% 20	35.16% 32	3.30% 3	2.20% 2	91	3.89
How would you rate the technical support provided to your family by SJES during this extended learning experience?	47.73% 42	14.77% 13	36.36% 32	1.14% 1	0.00% 0	88	4.09
How would you rate the personal support provided to your family by SJES during this extended learning experience?	48.89% 44	17.78% 16	30.00% 27	3.33% 3	0.00% 0	90	4.12
How would you rate your child's experience with his/her Enrichment classes and teachers in this extended learning experience?	0.00% 0	0.00% 0	0.00% 0	0.00% 0	0.00% 0	0	0.00

Q12 Understanding these are new and challenging times, how would you rate your family's overall wellbeing?

Answered: 200 Skipped: 20



	BETTER THAN EVER!	(NO LABEL)	SAME AS ALWAYS.	(NO LABEL)	WE'RE STRUGGLING.	TOTAL	WEIGHTED AVERAGE
(no label)	14.00% 28	20.50% 41	41.50% 83	18.00% 36	6.00% 12	200	3.19