






First Grade

	Assignment	Task	Online
Language Arts	<p style="text-align: center;">Week 1 April 6-9, 2020</p> <p>Unit 5 Week 5 <u>Story Title:</u> Signs of Winter</p>	<p>Read Signs of Winter on pages 186-197.</p> <p>Vocabulary: seasons, weather, daylight, temperature.</p> <p>Complete the Check for Understanding Questions on page 199.</p> <p>Complete the assignments on pages 200-204.</p> <p>Complete the Spelling Activity on page 205.</p> <p>melon, seven, cabin, topic, robot, label, hotel, begin</p> <p>High frequency words: today, should</p> <p>Complete the Writing Activities on pages 206-209.</p>	 https://clever.com/in/wisd Pearson Realize
<p>The following weekly lessons are research and inquiry lessons which are found throughout the student book. These activities were intended as end - of - year research lessons.</p>			
	<p style="text-align: center;">Week 2 April 14-17, 2020</p> <p>Unit 1 Week 6 <u>Story Title:</u> People in My Neighborhood (Research and Inquiry)</p>	<p><u>Story Title:</u> People in My Neighborhood (Research and Inquiry) Read pages 224-225 and then read 3 Articles: Click on the word ARTICLES</p> <p>Project:; Choose a worker in your neighborhood and</p>	https://clever.com/in/wisd Pearson Realize

		<p>explain what he or she does.</p> <p>Work on the activities on pages 226 - 235.</p>	
	<p>Week 3 April 20-24, 202</p> <p><u>Unit 2</u> <u>Week 6</u> <u>Story Title:</u> New at the Zoo! (Research and Inquiry)</p>	<p><u>Story Title:</u> New at the Zoo! (Research and Inquiry)</p> <p>Read pages 208-209.</p> <p>Read 3 articles. Click on the word ARTICLES</p> <p>Project: Your local zoo wants to add an animal! Write a letter to the zookeeper. Tell your opinion about which animal it should be and why.</p> <p>Work on the activities on pages 208 - 217.</p>	<p>https://clever.com/in/wisd Pearson Realize</p>
	<p>Week 4 April 27-May 1, 2020</p> <p><u>Unit 3</u> <u>Week 6</u> <u>Story Title:</u> More Than a Tale (Research and Inquiry)</p>	<p><u>Story Title:</u> More Than a Tale (Research and Inquiry)</p> <p>Read pages 226-227.</p> <p>Read the articles</p> <p>Click on ARTICLES. Complete the activities on pages 228-235.</p> <p>Project: Write an opinion about why we should read folktales. Use examples to</p>	<p>https://clever.com/in/wisd Pearson Realize</p>

		<p>support your idea. Include a picture.</p>	
	<p>Week 5 May 4-8, 2020</p> <p>Unit 4 Week 6 Story Title: My Interview</p>	<p>Read My Interview on pages 238-239.</p> <p>Read the articles. Click on ARTICLES.</p> <p>Complete activities on pages 240-247.</p> <p>Project: Interview an older person about someone who was important to her or him. Write about the interview in an essay.</p>	<p>https://clever.com/in/wisd Pearson Realize</p>
	<p>Week 6 May 11-15, 2020</p> <p>UNIT 5 Week 6 Story Title: The Best Season</p>	<p>Read:The Best Season on pages 224-225.</p> <p>Read the articles. Click on ARTICLES.</p> <p>Project: Choose a season of the year. Write and perform a play to persuade an audience. Complete the activities on pages 226-233.</p> <p>Project to be completed next week.</p>	<p>https://clever.com/in/wisd Pearson Realize</p>
	<p>Week 7 May 18-22, 2020</p> <p>Story: Spring Rain</p>	<p>Read Spring Rain on page 220-223.</p> <p>Complete the project: Choose a season of the year. Write and perform a play to persuade an audience.</p> <p>Perform the play for your family!</p>	<p>https://clever.com/in/wisd Pearson Realize</p>

Mathematics	<p>Week of 4/6 Unit 14: Linear Measurement Unit 16: Personal Financial Literacy</p> <p>Week of 4/13 Unit 16: Personal Financial Literacy (Cont.) Unit 15: Operation Connections</p> <p>Week of 4/20 Unit 15: Operation Connections</p> <p>Week of 4/27 Unit 15: Operation Connections</p> <p>Week of 5/4 Unit 15: Operation Connections</p> <p>Week of 5/18 Unit 15: Operation Connections</p>	<p>Topic 14 Measurement Topic 14-4 Using Units to Estimate and Measure Length Topic 14- 5 Problem Solving: Use Reasoning Topic 14- 6 Measuring Using Different Units Topic 14- 7 Problem Solving: Use Tools</p> <p>Topic 16 Personal Financial Literacy Topic 16-1 Income Topic 16-2 Wants and Needs Topic 16- 3 Spending and Saving Topic 16-4 Helping People in Need Topic 16- 5 Problem Solving</p>	<p> https://clever.com/in/wisd</p> <p>Imagine Math Reflex Math Pearson Realize</p>
Science	<p>Week of 4/6</p> <p>Week of 4/13</p> <p>Week of 4/20</p> <p>Week of 4/27</p> <p>Week of 5/4</p> <p>Week of 5/11</p> <p>Week of 5/18</p>	<p>Follow regular scope & sequence on TEKS Resource System</p> <p>District-created CBAs & Benchmarks will be postponed until further notice. Please plan to give teacher-created assessment.</p> <p>For hard copies, 5th grade may use SIRIUS. K-4 will need to print from StemScopes/EduSmart</p>	<p>StemScopes (Science) http://bit.ly/wisdstemsscopes EduSmart (Science) http://bit.ly/wisdedusmart</p>
Social Studies	<p>Week 1 & 2 April 6-17, 2020</p>	<p>Chapter 5 Lesson 4 American Heroes</p>	<p>Identify contributions of historical figures, including Abraham Lincoln, who have influenced the community, state, and nation.</p> <p>Compare the similarities and differences among the lives and activities of historical figures and other individuals who have influenced the community, state, and nation. Identify people from the past who have</p>

			<p>demonstrated positive character traits such as honesty, courage, and responsibility.</p> <p> https://clever.com/in/wisd</p> <p>Pearson Realize</p>
	<p>Week 3 & 4 April 20 - May 1, 2020</p>	<p>Chapter 5 Lesson 5 American Inventors</p>	<p>Identify historical figures such as Alexander Graham Bell, Thomas Edison, Garrett Morgan, and other individuals who have exhibited individualism and inventiveness.</p> <p>Compare the similarities and differences among the lives and activities of historical figures and other individuals who have influenced the community, state, and nation.</p> <p>Identify historical figures such as Benjamin Franklin who have exemplified good citizenship.</p> <p> https://clever.com/in/wisd</p> <p>Pearson Realize</p>
	<p>Week 5 & 6 May 4-15, 2020</p>	<p>Chapter 5 Lesson 6 Life Then and Now</p>	<p>Compare daily life in the past and life today.</p> <p>Identify why has changed and what has stayed the same about basic human needs and ways in which they are met.</p> <p>Describe how technology changes the ways families live.</p> <p>Describe how technology changes communication, transportation, and recreation.</p> <p>Obtain information about a topic using a variety of valid oral sources such as interviews.</p> <p> https://clever.com/in/wisd</p> <p>Pearson Realize</p>
	<p>Week 7 May 18-22, 2020</p>	<p>Chapter 5 Lesson 7 Technology Then and Now</p>	<p>Identify ways technology has been used in the past and present.</p> <p>Describe how technology changes communication and transportation.</p> <p>Compare communication and transportation over time.</p> <p>Describe how technology changes the way people work.</p> <p>Describe how technology has affected</p>

			<p>daily life. Identify ways technology is used at home, at school, and in the community.</p> <p> https://clever.com/in/wisd</p> <p>Pearson Realize</p>
--	--	--	--