
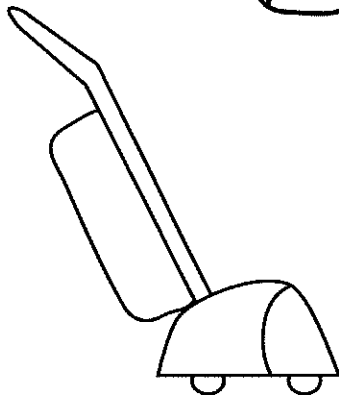








Name _____

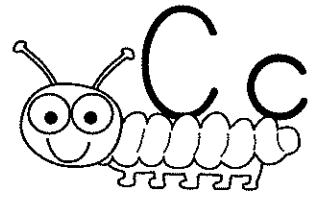
C c



Color the pictures that start with C.

Cross out the pictures that do not start with C.

Name _____



Practice writing your Cs.

C


c

Draw something that starts with c.


p J C z
o C f c A
c b C r a

Circle the uppercase and lowercase Cs.

Write the missing letters.



___ow

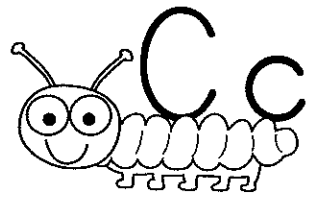


___rab



___at

Name _____



Practice writing your Cs.

C


c

Draw something that starts with c.


p J C z
o C f c A
c b C r a

Circle the uppercase and lowercase Cs.

Write the missing letters.



___ow









___rab



___at

Name _____


D d



Color the pictures that start with D.

Cross out the pictures that do not start with D.

Name _____



D d

Practice writing your Ds.

D

d

Draw something that starts with d.

a B D p
d b f A
d b G d o

Circle the uppercase and lowercase Ds.

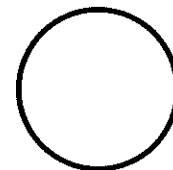
Write the missing letters.



___og




___uck



___ot

Name _____



D d

Practice writing your Ds.

D

d

Draw something that starts with d.

a B D p
d b f A
o D b A
d b G d o

Circle the uppercase and lowercase Ds.


Write the missing letters.



__og







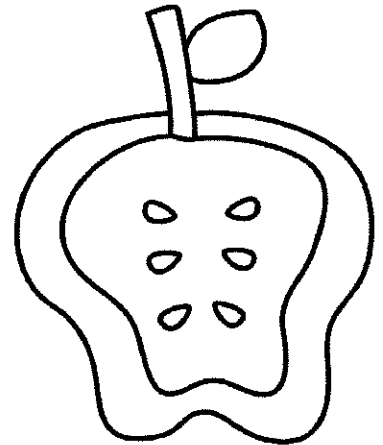
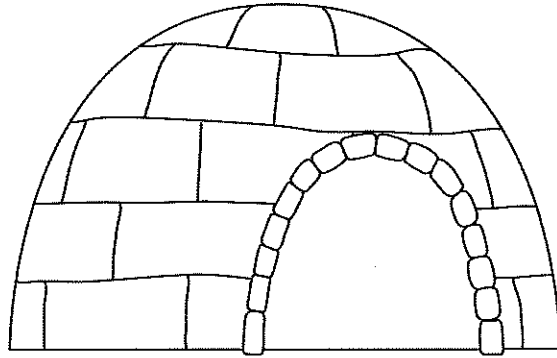

__uck



__ot

Name _____


E e



Color the pictures that start with E.

Cross out the pictures that do not start with E.


Name _____



Practice writing your Es.

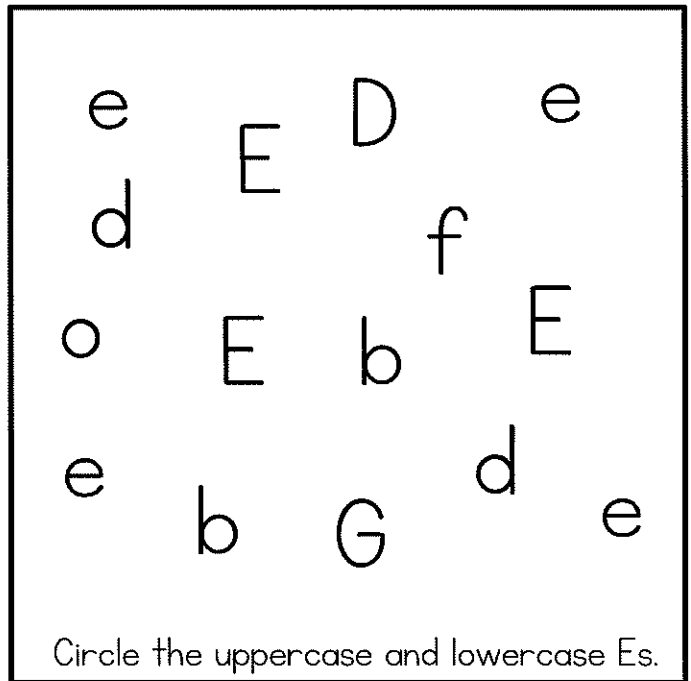
Handwriting practice lines. The first line shows a dotted uppercase 'E' on a set of three horizontal lines (top, middle-dashed, bottom). The second line shows a dotted lowercase 'e' on a set of three horizontal lines (top, middle-dashed, bottom).

Draw something that starts with e.



Circle the uppercase and lowercase Es.

e D e
d E f
o E b E
e b G d e



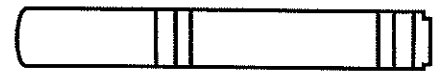
Write the missing letters.



h _ _ n

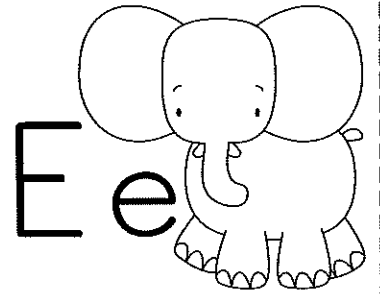


v _ _ t

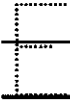


p _ _ n

Name _____



Practice writing your Es.



Draw something that starts with e.


Circle the uppercase and lowercase Es.

e D e
d E f
o E b E
e b G d e

Write the missing letters.



h _ _ n





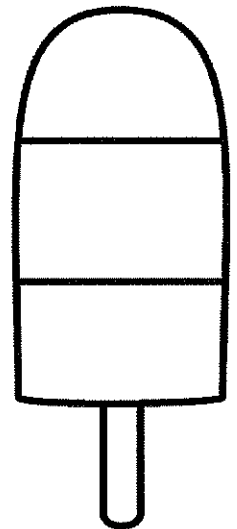




v _ _ t



p _ _ n

Name _____


F f



Color the pictures that start with F.

Cross out the pictures that do not start with F.

Name _____



Practice writing your Fs.

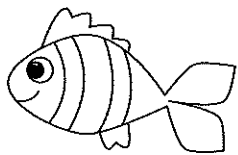


Draw something that starts with f.


Circle the uppercase and lowercase Fs.

f F W f
o l F b E
e b X d f


Write the missing letters.



___ish




___rog



___ire

Name _____



Practice writing your Fs.

F

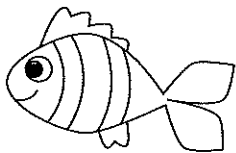
f

Draw something that starts with f.


Circle the uppercase and lowercase Fs.

f F W f
o l F b E
e b X d f


Write the missing letters.



___ish



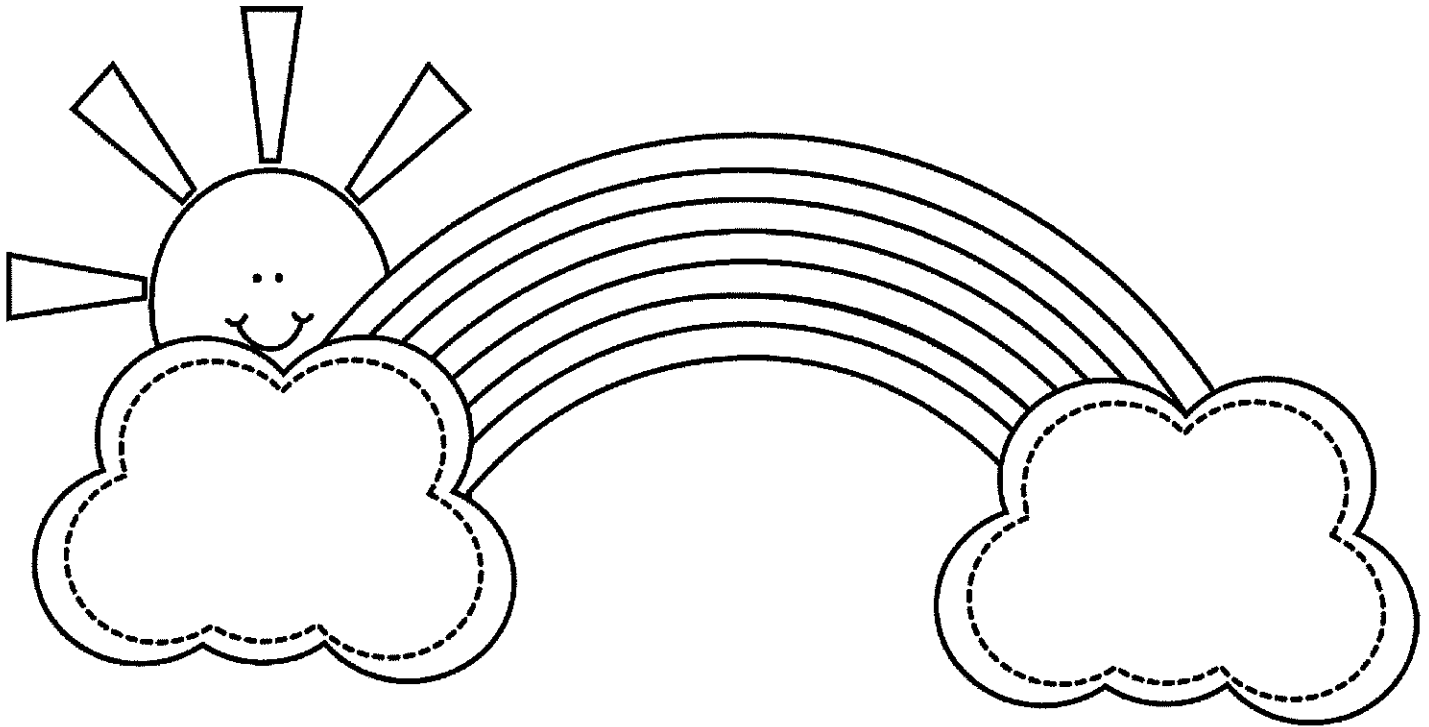
___rog



___ire


Name _____

Fine Motor Practice

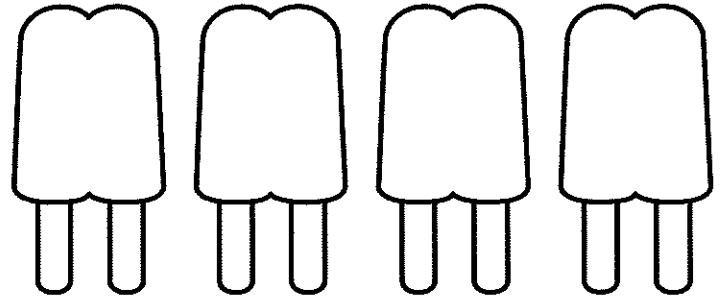
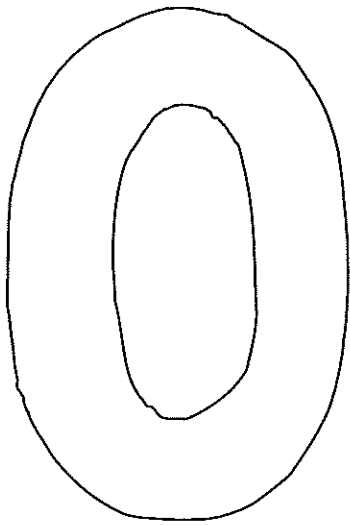


Trace and color the picture.

Name _____

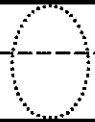


zero



Color the number zero.

Color 0 popsicles.



Practice writing the number 0.

© Kendra's Kindergarten 2017

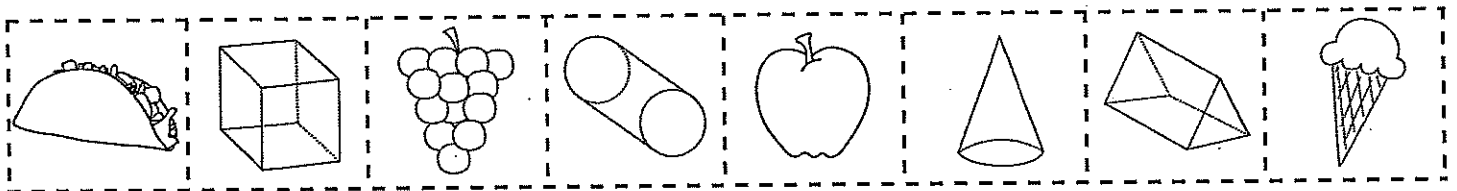


Draw 0 of something.

0 3 8 0
6 4 5 7 9
5 0 2 0 1

Circle the 0s.

Name _____

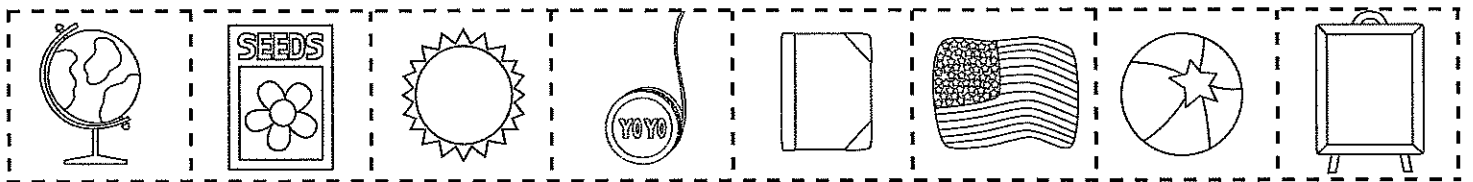


Sorting FOOD and SHAPES



Cut out the objects. Glue them into the circles to sort them into two different categories

Name _____

Sorting Round and Rectangle



Cut out the objects. Glue them into the circles to sort them into two different categories