

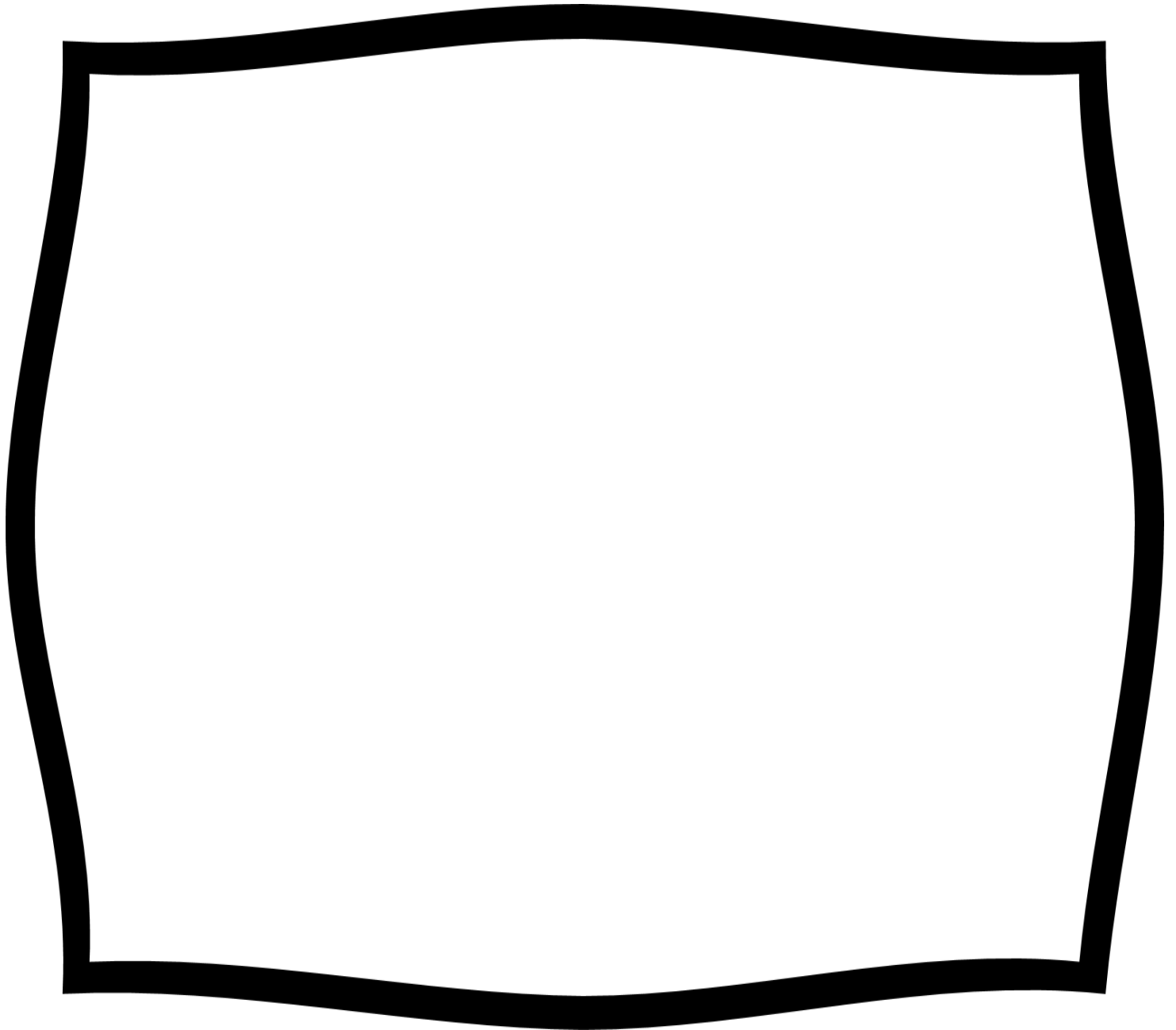
ANIMAL RESEARCH PROJECT



Choose an animal that you want to learn more about. Use Epic! and Google search engine to find facts about your animal. Complete the packet of information about your animal. The last page will give you some ideas of what you can do for a final project to present your research.

My animal . . .

. . . . REPORT



Written by _____

Habitat

My animal's habitat is


This is what the habitat looks like



Babies

This is what I learned about my animals babies.

This is a picture of my animal's baby.



FOOD



My animal eats

This means my animal is a

CARNIVORE

HERBIVORE

OMNIVORE



THIS IS WHAT
THE FOOD
LOOKS LIKE.

• • Adaptations • •

My animal has adaptations to survive in its environment. Here are a few of those adaptations.

My animal belongs to a group, the group is called

FACTS

Here are some fun facts about my animal.



PROJECT

There are many fun ways that you can present the information that you learned about your animal.. Below are a few suggestions.

1. POWERPOINT OR GOOGLE SLIDES PRESENTATION
2. DIORAMA (Pinterest and google have great examples)
3. Make a mobile
4. Create a poster with pictures and facts about your animal.
5. Create a book about the facts you learned.