














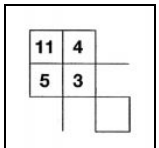
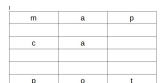


**Home Learning Menu of Activities for 1st grade DIGITAL #2**  
**Your teacher will let you know how these activities should be used as part of your learning!**

<p>Listen and read along to <a href="#">The Rainy Day</a> read aloud. Then write a book to teach someone else everything you know about rain! Or this book Spanish <a href="#">Un día de lluvia</a></p> 	<p>Write clues to find something in your house.  <b>Example:</b> <i>I am orange. I live in a tank. I am smaller than a finger. What am I?</i> <b>Goal:</b> write 3-5 clues for each thing</p> 	<p><b>Math Activity:</b> Grab some dice and play <a href="#">Collect 20</a> . If you don't have dice, log into your school account and <a href="#">play a math game from Arcademics</a>.</p> 	<p>Create a robot by using materials you have in your house</p>  <p>Take a picture of it to share with your teacher and write out the list of materials</p>	<p>Listen to or read an <b>Elephant &amp; Piggy Book!</b> Then try to make your own. Mo Willems can help you with <a href="#">these Lunch Doodle art lessons</a>.  <a href="#">English 1</a> <a href="#">English 2</a>  <a href="#">Spanish 1</a> <a href="#">Spanish 2</a></p>
<p><b>Math Activity:</b>  Play these <a href="#">Compare Games</a> using a deck of playing cards. If you don't have a deck of cards, play a math game from <a href="#">Johnny's Math Games</a>.</p> 	<p>Listen to <a href="#">Chrysanthemum</a> by Kevin Henkes.  <a href="#">English</a> <a href="#">Spanish</a>  Names are special! Talk to someone about where your name came from and what it means. Then write about it.  <i>My name means _____. It is special because _____. I like my name because _____.</i></p> 	<p>Read 3 books from home or on Raz Kids. Draw a picture of your favorite part and write about it. "I read _____. The best part was _____ because _____."</p> 	<p><b>Math Activity:</b>  See directions for <a href="#">Cartoon Stories</a></p> 	<p>Measure the length of a room in your home with your hand, then with your foot and compare how many hands long vs. feet long.</p> 
<p><b>Math Activity:</b>  Play <a href="#">Around the World: +10</a> or <a href="#">Around the World: Tens + 10</a>. If you don't have dice, you can just pick a number!</p>  <p>Play on your own with a family member or call a friend and play virtually</p>	<p><b>Math Activity:</b> Count forward and backward by 10s to 120. Now start at 3 and count by 10s to 113. Challenge yourself by starting at a number between 1-9.</p> 	<p><b>Make a 100 Collection!</b>  What can you collect 100 of? Now put them in groups of 5, 10 and 20. Take or draw a picture of your collection.</p> 	<p><b>Math Activity:</b>  Get some crayons and make a weather graph. Can you add the weather every morning? <a href="#">English Recording sheet</a></p> 	<p>Make a "poster" on a large paper bag or large piece of paper about a favorite book. Use words and pictures to tell why other children would like to read the book. Share the "poster" with someone.</p> 
<p><b>Play "Build It!"</b>  Think of something you can build together from items around the house. Maybe it's a maze, a tower, or a fort...be creative!</p>	<p>Think of words to say slowly, b-ag, bl-ack, d-og. Have someone try to guess the words. <a href="#">Now play this sound blending game on i-Ready!</a></p> 	<p><b>Math Activity:</b>  Pick 3 of these <a href="#">Subtraction Squares</a> to copy and solve.</p> 	<p>Make new words by changing one letter at a time.  <a href="#">Word Ladders</a></p> 	<p>Listen to a Monster book!  <a href="#">Spanish</a> <a href="#">English</a>  Now draw your own monster and give it speech bubbles! What is it saying?</p> 