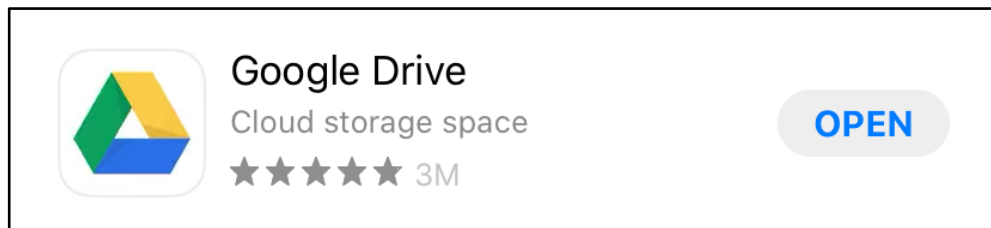



My Child Doesn't Have Email - How Do I Get A Picture From My Phone To Google Classroom?

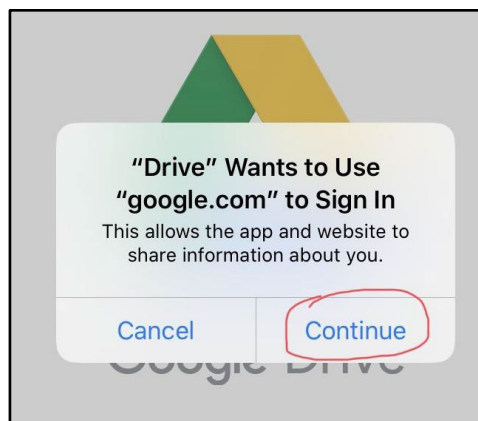
Step 1. One way to help your student to get a picture from your phone to their Google Classroom is to download the Google Drive app. I have already downloaded it - so it says open but hopefully everyone knows how to download an app :).



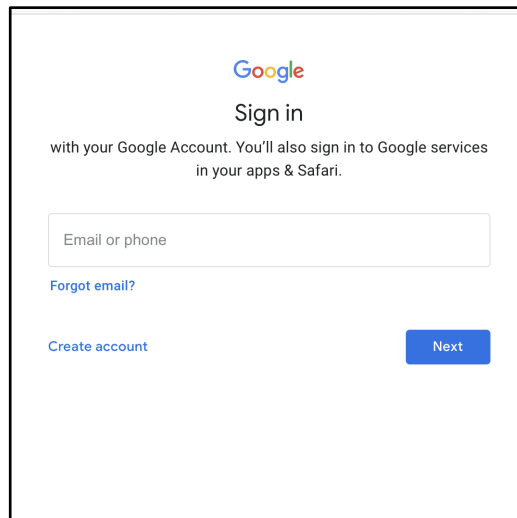
Step 2: After opening the app, you will be prompted to sign in:



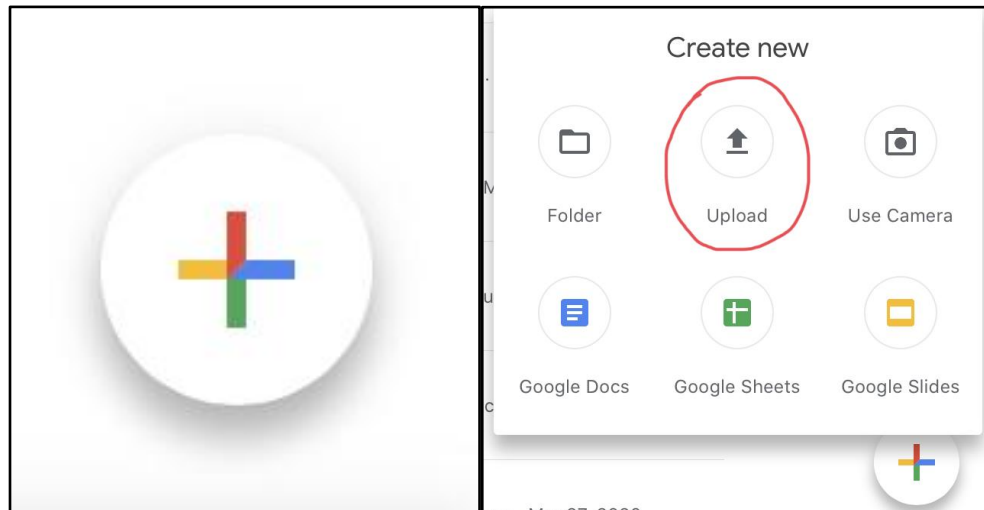
Step 3: It will ask if you want to sign in with google - click continue:




Step 4: Sign in with your student's MPS account:



Step 5: Once you are signed in, Click the rainbow plus button in the lower right corner. It will bring up a menu - choose upload:



Step 7: At the bottom of the screen you will have another menu. Select Photos



Now you just choose which photo(s) or video(s) you would like to upload and then tap upload. Your student can then share with their teacher in Google Classroom from their Google drive.