

Distance Learning

For

First Grade

Louis A. Bohn Elementary School

Week of: 4/20 to 4/24


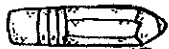
Each day you should complete:

- One math worksheet
- One sight word worksheet
- One reading/grammar worksheet
- One phonics
- Read for 20 minutes and record it on the reading log

Optional Online Work:

- Work for 30 minutes on iRead
- Work for 10-15 minutes on Prodigy Math

MY WEEKLY READING LOG:



On Monday I read: (write the title): :

Write a sentence about the story: :

On Tuesday I read: (write the title): :

Write a sentence about the story: :

On Wednesday I read: (write the title): :

Write a sentence about the story: :

On Thursday I read: (write the title): :

Write a sentence about the story: :

On Friday I read: (write the title): :

Write a sentence about the story: :

Name: _____

Number Order

Instructions: Cut and paste the missing number.

1. 15, 16, 17, , 19, 20, 21

75

2. 72, , 74, 75, 76, 77

38

3. 30, 31, 32, 33, 34,

18

4. , 68, 69, 70, 71, 72

67

5. 71, 72, 73, 74, , 76

73

6. 23, 24, 25, 26, 27,

19

7. 18, , 20, 21, 22, 23

69

8. , 25, 26, 27, 28, 29

28

9. 66, 67, 68, , 70, 71

35

10. 33, 34, 35, 36, 37,

24

Name: _____

Sight Word Spinner

Instructions: Spin a clip on the spinner. Write the word in the correct column. Spin until one column is full.

call	funny	how	more

How many times did you write each word?

call _____
funny _____

how _____
more _____



Name: _____

New Vocabulary

Instructions: Listen to your teacher read a story. Use 4 new words from the story to complete the page.

#1 _____

Definition _____

New Sentence _____

#2 _____

Definition _____

New Sentence _____

#3 _____

Definition _____

New Sentence _____

#4 _____


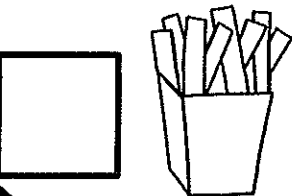


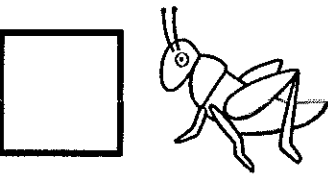


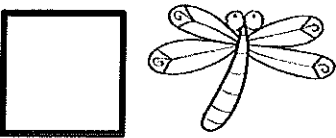
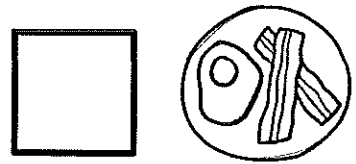
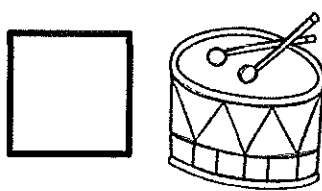
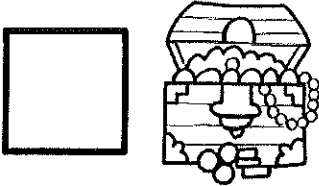

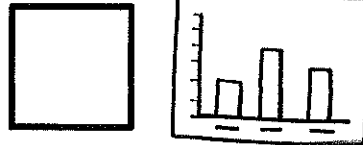
Definition _____

New Sentence _____

Name: _____

"R" Blends

Instructions: Look at the pictures. Cut and paste the correct R blends in the boxes.



©The Stay at Home Teacher

gr tr dr gr dr br fr dr
fr br tr br tr gr fr

Name: _____

Skip-Counting

Instructions: Write the number that the patterns are skip-counting by. Then, fill in the blanks.

Skip-counting
by...

1. 10, 15, 20, ____, 30, 35, ____

2. ____, 4, 6, 8, ____, 12, 14, 16

3. 25, 30, ____, 40, 45, ____, 55

4. 10, ____, 14, 16, 18, ____, 22

5. 30, 40, 50, ____, 70, 80, ____

6. ____, 30, 40, ____, 60, 70

7. 45, ____, 55, 60, ____, 70, 75

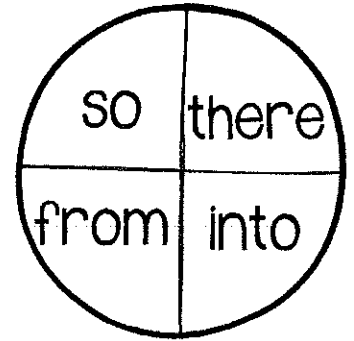
8. 54, 56, ____, 60, 62, ____

9. ____, 80, 90, ____, 110, 120

Name: _____

Sentence Spinners

Instructions: Use a paperclip to spin for a word. Write the word you land on in the box. Then, write a sentence using it. (You may use words more than once!)



--

--

--

--

--

--

--

--


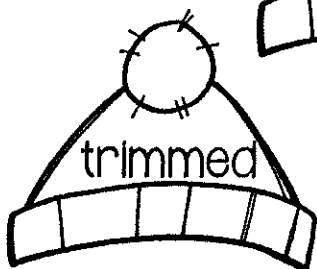
















Name: _____

Past & Present Verbs

Instructions: Read the verbs. Color by the code.

Gray - Present Tense


Blue - Past Tense



Name: _____

"S" Blends Pictures

Instructions: Use the coloring code to help you color the pictures.



sp - blue

st - purple

sw - gray

Pick 2 pictures. Write a sentence with each one.



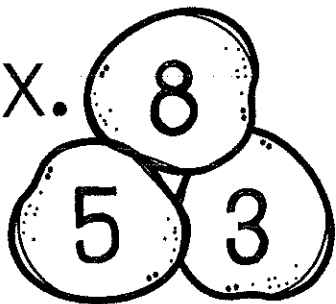
Name: _____




Number Bonds

Instructions: Look at the snowball number bonds. Write the missing numbers.

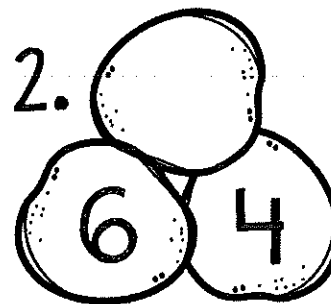
Ex.




1.




2.




3.




4.




5.




6.




7.




8.




9.



10.



11.




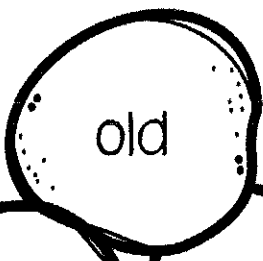
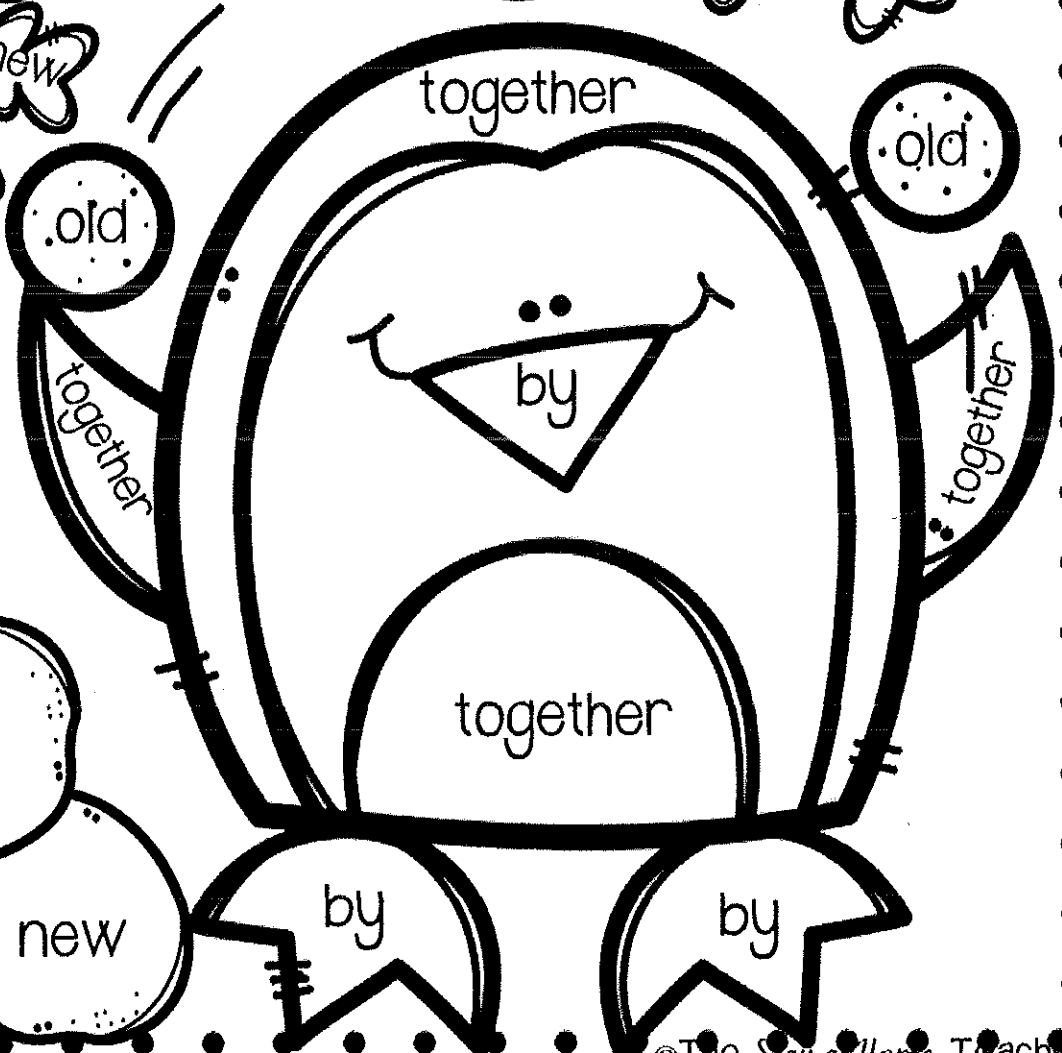





Name: _____

Sight Words

Instructions: Color by the code.

Dark blue - new
Yellow - by

light blue - old
black - together



Name: _____

Capitalization & Nouns

Instructions: Read each noun. If it needs a capital letter, rewrite it. If it does not, color the mug.



shop



nike



tom



cat



cap



jen



teacher



map



sam



tag



target



leg



dog



cape



kroger



pam



pete



bob

Name: _____

ABC Order

Instructions: Cut and paste the winter words in ABC order. Then write the words on the lines.

1 _____

2 _____

3 _____

4 _____

5 _____

6 _____

7 _____

8 _____

9 _____

10 _____


flake



cocoa



ice



penguin



igloo



cabin



snowman



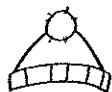
shovel



polar
bear



hat























Name: _____

Addition Facts

Instructions: Add the numbers. Then, color by the code.

10 - blue 11 - purple 12 - gray 13 - green



Name: _____

Scrambled Sight Words

Instructions: Unscramble the letters and write the correct Sight Word.

orme _____

lacl _____

ofrm _____

enw _____

yb _____

woh _____

yfnun _____

dnoe _____

lod _____

os _____

htere _____

tino _____

WORD BANK

call

funny

how

more

so

there

from

into

new

old

done

by

Name: _____

Punctuation Practice

Instructions: Add the correct punctuation marks. Then, cut and sort the sentences.

Asking Sentences	Telling Sentences
	<p>©The <i>Stay at Home</i> Teacher</p>

Where will you go

I like to play

Is that mine

What is your name

I want to go there

That is my dog

What did she do

I can help him

I can jump

When will we eat


Name: _____

"H" Brothers


Instructions: Fill in the blanks with the correct "H Brother".



___ick



___ell



___eep



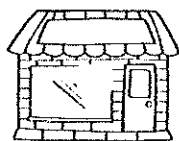
___oto



___ree




___ip



___op



___ale



___eel



___ip



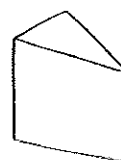
___in



___umb



___one



___eese

Name: _____

Subtraction Facts

Instructions: Solve the subtraction problems. Then, cut and sort them.

TRUE	FALSE

©The *Stay at Home* Teacher

$10 - 7 = 3$

$11 - 4 = 2$

$8 - 5 = 3$

$7 - 5 = 3$

$8 - 7 = 3$

$7 - 7 = 0$

$10 - 3 = 8$

$9 - 5 = 4$

$6 - 4 = 4$

$6 - 4 = 1$

$12 - 2 = 10$

$13 - 6 = 7$

$9 - 7 = 5$

$14 - 7 = 7$

$9 - 3 = 3$

$8 - 1 = 1$

Name: _____

Sight Words ABC Order

Instructions: Write the Sight Words in ABC Order.

call

funny

how

more

so

there

from

into

new

old

together

by

1

7

2

8

3

9

4

10

5

11

6

12

Name: _____

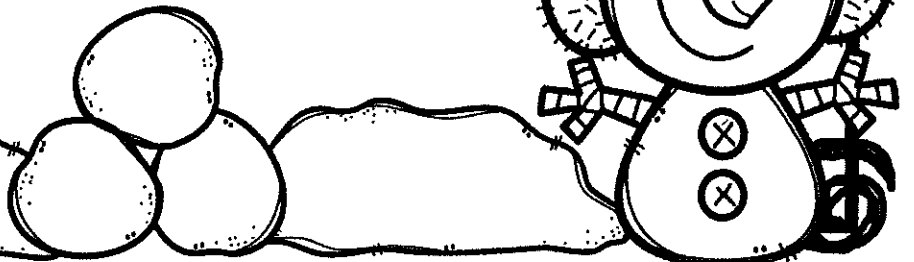
Winter Writing

Instructions: What is your favorite winter activity?

Handwriting practice area with multiple sets of lines: a solid top line, a dashed midline, and a solid bottom line.



©The Stay-at-Home Teacher



Name: _____


"Sneaky E"

Instructions: Add an "e" to the end of each word. Then, color the snowflakes using the code.

Real - blue

Nonsense - purple

1. can _____ 

10. fin _____ 

2. pot _____ 

11. sap _____ 

3. men _____ 

12. rod _____ 

4. tap _____ 

13. ten _____ 

5. tim _____ 

14. cap _____ 


6. den _____ 

15. cut _____ 

7. cop _____ 

16. Pam _____ 

8. cub _____ 

17. leg _____ 

9. kit _____ 

18. top _____ 