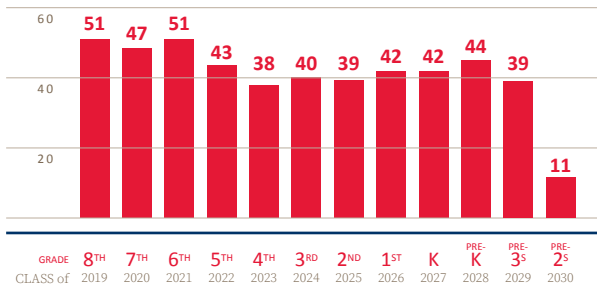


St. Mark's Episcopal School 2018-2019 Academic Year At a Glance

ENROLLMENT

487 TOTAL ENROLLMENT



QUICK STATS

AVERAGE FACULTY TO STUDENT RATIO

PRE SCHOOL 2s	PRE SCHOOL 3s	PRE-K	KINDER-GARTEN	1st to 4th GRADE	5th to 8th GRADE
1:6	1:7	1:7.5	1:10	1:14	1:18

FACULTY & STAFF MEMBERS

83

AVERAGE TENURE

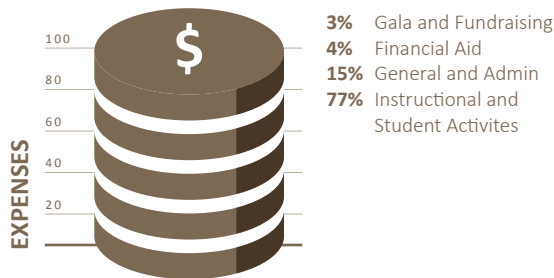
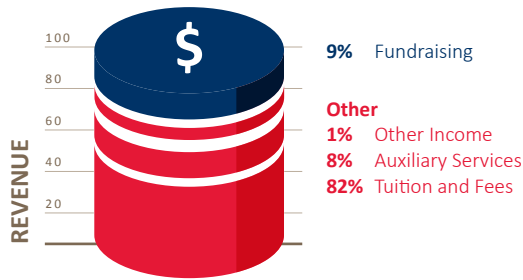
16

AVERAGE TENURE AT ST. MARK'S

7.5 YEARS



ANNUAL REPORT FINANCIAL OVERVIEW



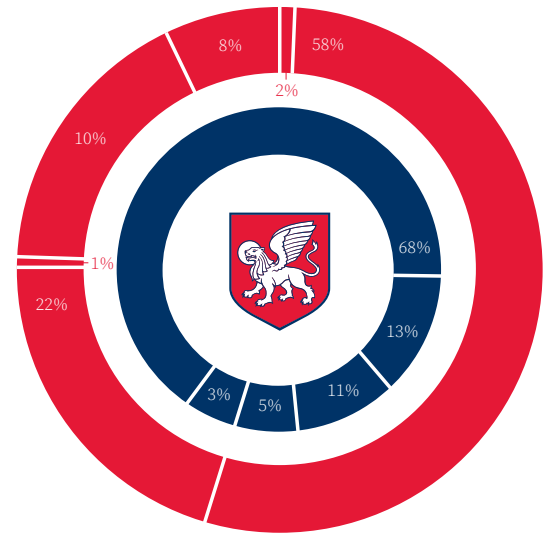
COMMUNITY DEMOGRAPHICS

Student Body

- 57% Caucasian
- 22% Chose Not to Answer
- 10% Hispanic
- 8% Asian
- 2% African American
- 1% Bi-Racial / Other

Faculty and Staff

- 68% Caucasian
- 13% Hispanic
- 11% African American
- 5% Asian
- 3% Bi-Racial / Other



WHERE DOES THE MONEY GO?

