

Grades 3 - 8

How to Get to Remote Learning




Step 1: Go to <http://lha.onelogin.com>

Step 2: Enter your school email and password.

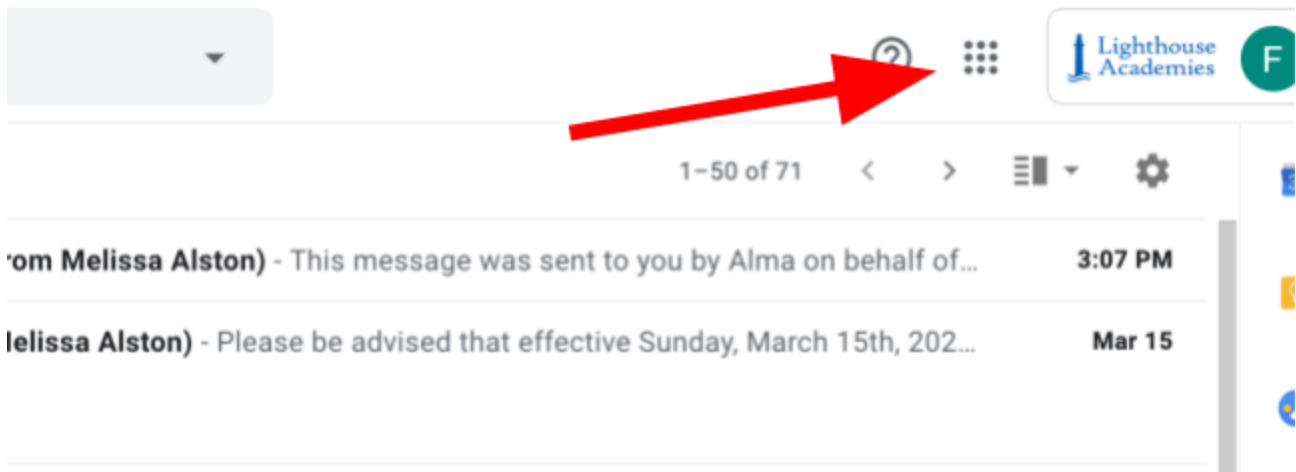
If you do not know your email or password, please email or call your child's teacher.

A screenshot of the Lighthouse Academies login page. It features a blue header with the Lighthouse Academies logo and name. Below the header are two input fields: "Email" and "Password". A blue "LOG IN" button is positioned below the password field. At the bottom of the form, there are links for "FORGOT PASSWORD" and "HELP".

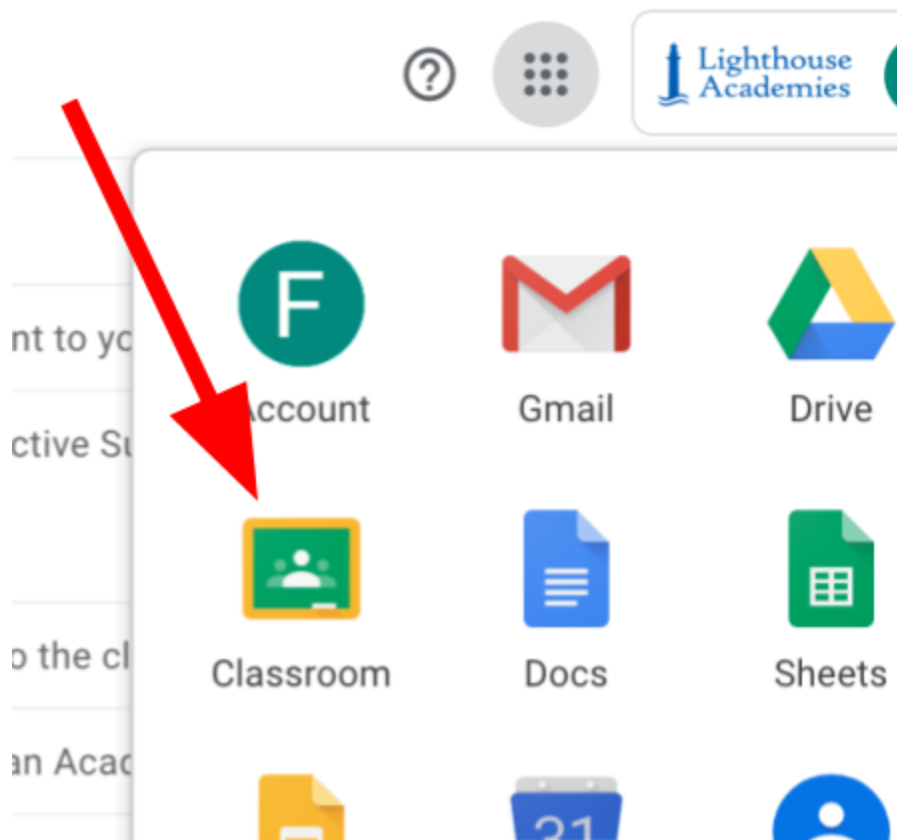
Step 3: Click on "G Suite".



Step 4: Click on the tiles at the top of the screen.



Step 5: Click on “Classroom” at the top of the screen.



Step 6: Click on your class and get started!