



High School Placement Overview

March 18, 2020

Placement Team

Jenny Junkin

Director of Placement

781-314-9712

Cece McNally

Placement Associate

781-314- 9772

Charlene Kmetz


Placement Associate

781-314-9740

Placement Offices are located on the first floor of the Copacino Building



**Provide you with the support that you need
so that you can find the “right” school for
your child!**




Tonight's Agenda

- **Everything Will Be Fine**
- **Timing - beginning April**
- **General Process**
- **Role of Placement**
- **High School Options**
- **Support Models**
- **Give Each Child What He or She Most Needs**
- **Public Process**
- **Folder/Resources**




General Process

- 1. Attend High School Placement Overview Meeting**
 - 2. Meet with Placement**
 - 3. Research Schools - Private or Public**
 - 4. Visit/Tour/Interview at Schools**
 - 5. Apply to Appropriate Schools**
 - 6. Be thoughtful about school choices and go to revisit days**
 - 7. Work through the process of returning to your public school**
 - 8. Make an informed decision about which school is the Best Fit for your child**
- 

Role of Placement Office

How will we support you and your family through the process?

1. **Develop an understanding of your child**
 2. Meet with parents to discuss student and present a list of “Schools to Consider”
 3. Provide parents and students with information on high schools
- 

Role of Placement Office

4. Coordinate submission of certain materials to high schools

- Full Academic Reports for the past two years
- Letters of Recommendation
 - Character, English, Math, Tutor (parents are responsible for any additional)
 - Carroll forms are accepted by high schools
 - Please do not list recommendation writers on a common application

5. Support the transition to public



Role of Placement Office

6. Host Placement Events

- Navigating Boarding Schools Event
- A Parent's Perspective
- Alumni Panel
- Placement Coffees

7. Approve SSAT Accommodations

8. Publish Monthly Placement To-Do List

9. Send out informational emails



Questions



High School Options (support varies)

1. Public


- city or town public school system
- technical, vocational, agricultural
- charter

2. Religious (St. Joseph, Catholic Memorial, Gann Academy)

3. Private **Day/Boarding** (Landmark School, Carroll Upper School, Lawrence Academy)

4. Private Boarding (Proctor Academy, Brewster Academy, Kimball Union)

+ High School Challenge +
Carroll School Support =
Carroll Upper School



- High school credit & GPA
- Rigorous courses:
 - Geometry or Algebra
 - English Literature & Composition
 - Conceptual Physics
 - World Civilizations
- No foreign language
- Continued remediation of skills to while in high school
- Orton-Gillingham Tutorial
- Focus Block
- Writing skills (EmPOWER)
- Independence, executive function, self-advocacy, grit, and mindset
- Proving ground year

Within these categories there are...

Comprehensive

Integrated

a la carte

Support Models



High School Support Models

Comprehensive Support

Schools that provide continued remedial support. They offer similar types of support as Carroll including reading tutorials, a highly structured writing program and direct and explicit instruction in all subjects. They *can* provide a modified curriculum, accommodations, and a foreign language waiver if applicable.

Schools: Landmark School
 Eagle Hill School
 Forman School



High School Support Models

Integrated Academic Support

Schools that provide an academic support class in a student's daily schedule. The academic support block can emphasize specific skill development or can focus on reviewing content. The school can provide accommodations, but generally does not modify the curriculum. Some will accept a language waiver.

Examples: Chapel Hill Chauncy Hall

Proctor Academy

St. Joseph High School



High School Support Models

a la Carte

Schools that provide support in the form of tutoring and/or drop-in learning centers. Accommodations can be provided, but the curriculum is not modified. Check-in with teachers is encouraged. Language waiver is not available.

Examples: Beaver Country Day School
Brimmer and May School
Lawrence Academy



Support Offered at Public High Schools

The level of support provided to a student at a public school depends upon the student's diagnosed disability, the availability of programs, and strength of the IEP. In addition, public school programs vary from district to district.



Comprehensive, Integrated, a la carte Support Categories



Give Each Child What He or She Most Needs

See Every Child as an INDIVIDUAL

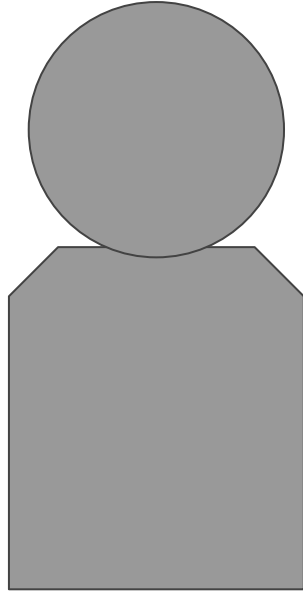
1. Develop an understanding of the child

- Data, Data, Data
- Teachers, Coaches/Multis, Counselors
- Parent Questionnaire
- Talk with the student

What we look for:

- strengths & areas of need
 - support used at Carroll
 - level of independence and use of strategies
 - outside interests (arts, sports, etc.)
 - resilience, confidence, and maturity
 - active learning
- 

Sam



- Oral Reading Fluency: 25th%ile (122 wcpm)
- Strong Reading Comprehension
- Written Expression is at the paragraph level with significant support needed during the revision process
- Strong understanding of math concepts, and benefits from use of calculator
- Self-Advocacy: Independent
- Active Learning: Independent
- Loves Theater & Soccer

Schools to Consider

Landmark School (CS)

- Strong academic program
- Direct & Explicit Instruction
- *1:1 Reading Tutorial*
- Structured Writing Program
- Small Class Sizes
- Theater Program
- JV and Varsity Soccer
- Day & Boarding
- Located in Prides Crossing, MA

New Hampton School (IS)

- Strong academic program
- Academic Support Program that can include Individual or Shared Academic Support Classes, Limited Enrollment Classes and an Accommodations Plan
- Supports the use of Assistive Tech
- Language Waiver possible
- Theater Program
- JV & Varsity Soccer
- Boarding
- Located in New Hampton, NH

Schools to Consider

Chapel-Hill Chauncy Hall (IS)

- Strong academic program
- Skills and Academic Support Department
- SAS Meets 3X weekly
- Support the use of Assistive Tech
- Conference Time w/ teachers
- Small Class Sizes
- Theater Program
- JV and Varsity Soccer
- Day & Boarding
- Located in Waltham, MA


St. Joseph Preparatory High School (IS)

- Strong academic program
- AEC Learning Plan
- AEC Study Hall
- Math, Science & Writing Lab
- Support the use of Assistive Tech
- No Language Waiver
- Larger Class Sizes
- JV & Varsity Soccer
- Theater Program
- Day School
- Located in Brighton, MA

Schools to Consider

Public


- IEP / 504
- Accommodations
- Academic Skills Center
- Drop-In Center
- Supervised Study Hall
- OG tutoring
- Theater Program
- JV and Varsity Soccer
- In your own hometown




Questions



Public High School Option

- **Different Process**
 - **Different experience than elementary or middle school - we encourage you to look**
 - **Provide you with an understanding of your child and what they would need for support/accommodations**
 - **Participate (via telephone) in the IEP mtg.**
- 

Resources (in the folder)

1. **High School Placement Survival Guide**
 2. **Placement Office Contact Information**
 3. **March-August To-Do List**
 4. **Placement Office Events**
 5. **Parent Questionnaire**
- 

Resources (in the folder)

7. Transition Checklist

8. SSAT Information Sheet/SSAT Checklist

Carroll School Website - Student Life

Placement Office



Questions



High School Placement - Frequently Asked Questions

1. Which Placement professional will I be working with?

Your designated Placement professional will contact you via email the last week in March.

2. When should I meet with Placement?

Placement will schedule individual meetings with parents beginning in April through early June and next fall.

3. Do I need to supply information to Placement prior to my meeting?

Yes, you should complete the Parent Questionnaire and provide any new testing.

4. Should I schedule new testing?

Please discuss this with your designated Placement professional.



High School Placement - Frequently Asked Questions

5. What are the different types of application methods?

High school application methods vary. It is important to review high school websites to determine the appropriate application method and then use the most efficient method.

6. Standard Application Online (SAO) / Ravenna?

The Standard Application Online and Ravenna are online application portals used by a number of high school options. Applicants are able to submit most of their information once and then apply to any of the schools that use SAO or Ravenna. It is a very convenient system and we encourage you to use it whenever possible.

7. Does my child need to take the ISEE or SSAT?

Not all high schools require the SSAT, so check with high schools or Placement to determine whether your child needs to take SSAT. The ISEE is required by some schools, but generally is used for middle school admissions.



8. How do I sign up for the SSAT?

Directions can be found on the Carroll website or at ssat.org

9. Can my child get accommodations for the SSAT?

Yes, directions for requesting SSAT accommodations can be found on the Carroll website. Important: Please remember to list Carroll as an **Advisor and Score Recipient** when registering your child for the SSAT.

10. Who sends the SSAT scores to high schools?

Parents send the SSAT scores to high schools through the SSAT website. Some schools will accept scores from only one test, while others will look at all scores.



SSAT

1. **Not necessary for all schools**
2. **Does it matter?**
3. **SSAT Prep Course**



SAO / Ravenna

Submit ✕

Add Forms for the Standard Application Online. Only forms that are required by a school will be sent when applying. ⓘ

English Rec ✓ Jan-14	Mathematics Rec ✓ Jan-14	Official School Report and Transcripts ✓ Jan-14	Principal/Guidance ✓ Jan-14
--	--	---	---

Add School Specific Forms and Track Applications.

School ▾	Deadline ▾	Grade Applying	Advisor Recommendation ⓘ 📎 Add one for all	SSAT Score Selected ⓘ	The Snapshot ⓘ	Supplemental Forms
The Winchendon School	Jan-15 (Standard)	Grade 9	📎 Add	N/A		N/A

[Exit](#)

Given all of this....

What's my first move?

Complete the Parent Questionnaire and have your child return it to your designated Placement Associate. The questionnaire is in your Placement Overview Event Folder and also available in the High School Placement section of the Carroll Website which is under Student Life. In your folder there is an envelope that you can use to return the questionnaire. Once you know who your placement associate is, you can add that name to the envelope and have your child deliver it.

Copacino First Floor



Meeting with Placement

Spring versus Fall?

Placement Availability

- **April - beginning of June**
- **end of September - mid-November**



Keys to Success

Use the Website and the information in your Folder

Keep an open mind

Examine all options

Listen to your child

Develop positive relationships

Enjoy the experience!

