

FACTS *and* FIGURES

FOUNDED IN 1988 • 8 WEEKS - 8TH GRADE

STUDENT TO TEACHER RATIO

Infants & Toddlers 4:1



Early Preschool 6:1



Preschool 7:1



Pre-K 8:1



Elementary 10:1



6-8TH GRADE: >>>

Core Classes 15:1

Electives 10:1

Advisory 9:1

TOTAL ENROLLMENT: Approx. **450**

SIZE OF CAMPUS: **6** Acres

ACCREDITATION AND AFFILIATIONS

CAIS • NAIS • NAES • Diocese of Los Angeles Commission on Schools



READING SCORES

percentage of students reading at least one grade level above their grade level

13% KINDERGARTEN

46% 1ST - 5TH GRADE

AMOUNT AWARDED IN FLEXIBLE TUITION

Approx. **10%** of tuition income allocated to Flexible Tuition awards

CLUBS AND AFTER SCHOOL OFFERINGS

ETIQUETTE SOCCER SHOTS **ACADEMIC CHESS** **TENNIS** OFFICE HOURS **CRAFTING** Performing Arts **Scouts** **GOLF** CULINARY KIDS

LONGEVITY OF FACULTY AND STAFF

33% of employees have worked 10 or more years at St. John's

11% of employees have worked 20 or more years at St. John's

LONGEVITY OF STUDENTS

23% of current 8th grade class has attended St. John's since preschool

40% of current class has attended St. John's since Kindergarten



MINUTES IN SCIENCE FROM K-8

K-2 **40 MIN** average 40 minutes per week with a specialist

3-5 **90 MIN** average 90 minutes per week with a specialist

6-8 **3.75 HRS** average 3.75 hours per week with a specialist

NUMBER OF INTERNATIONAL STUDENTS



2019-2020 = **21**

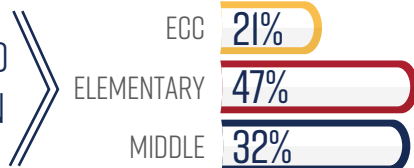
Max **7%** of enrollment K-8

NUMBER OF FACULTY/ STAFF

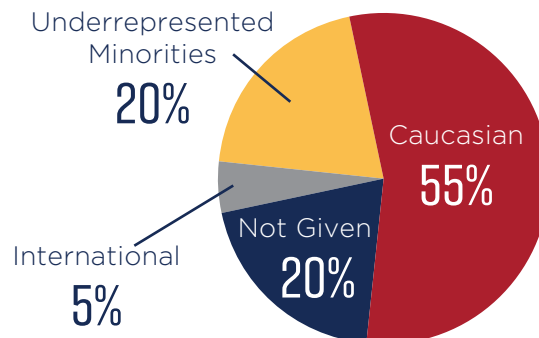
28 STAFF

63 TEACHERS AND AIDES

% ENROLLED BY DIVISION



RACE/ ETHNIC DIVERSITY



CO-CURRICULAR ACTIVITIES

% of eligible students participating in the Elementary Division Play

50%

MALE TO FEMALE RATIO (OVERALL)



52% MALE



48% FEMALE

MATRICULATION FROM ELEMENTARY TO MIDDLE: **92%**

Basketball
 Cheerleading
 CROSS COUNTRY
FOOTBALL
 LACROSSE
 SOCCER
 TRACK AND FIELD
VOLLEYBALL

% of eligible students playing a sport
76%

TECHNOLOGY

MAC PC devices 3D PRINTERS **Nearpod** Laser Cutter Office 365
 Google Docs One Note Classroom Green Screens 3D PENS **VEX**
 robotics SMART BOARDS TV Production Studio, and more

6TH-8TH GRADE ELECTIVES

- Coding
- Makers
- Music Technology
- Robotics
- Poetry Jam
- Speech and Debate
- STEAM in the Garden
- Study Hall
- TV Production
- Visual Arts
- World Drumming
- Yearbook

SERVICE LEARNING PROJECTS

- NEGU Joy Jars
- Gleaning in Irvine Fields
- RSM Food Bank
- O'Neil Park Clean Up
- Birthday Boxes
- Students for Safe Water
- Soles for Souls

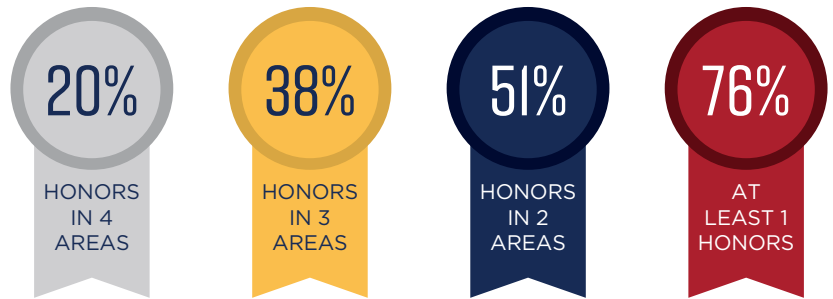


FULL TIME REGISTERED NURSE AND ASSISTANT

HS MATRICULATION

	2017-2018	2018-2019
SMCHS	69%	60%
JSERRA	9%	12%
ST. MARGARET'S	2%	2%
OCSA	0%	2%
PUBLIC	5%	3%
SAGE HILL	7%	2%
CREAN	2%	3%
MATER DEI	3%	2%
OTHER (INCLUDING BOARDING)	3%	14%

% OF STUDENTS ACCEPTED TO HS WITH HONORS



*ST. JOHN'S CLASS OF 2019

OVERNIGHT CLASS TRIPS

- 6TH - PALI INSTITUTE
- 7TH - SEA CAMP
- 8TH - WASHINGTON D.C.

OUTSIDE THE CLASSROOM

- 4th grade field trip to Sacramento
- 3rd grade community & business trip to Wendy's
- Feeding the homeless Catholic Workers
- Applied Medical Tour

INSTITUTIONAL PARTNERS

Applied Medical

Chapman University



ADMISSIONS DEADLINES

FEBRUARY 1

Applications due
 International Student applications due

STAY CONNECTED

RSVP/ schedule tour:
www.StJohns-es.org/admissions

Campus Tours: **TUESDAYS 9:00AM**

Like us on Facebook!

Follow us on Twitter!

@StJohnsRSM