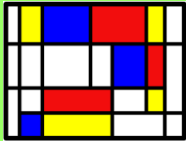




<p>Create a board game or card game themed around your favourite book. You could include questions for each player to answer.</p>	<p>Taking inspiration from this picture by Mondrian, create a piece of art work using only horizontal and vertical lines.</p> 	<p>Find as many 3D shapes around your home as you can. Record them in a table with a picture, name of shape and properties.</p>
<p>Write a letter to a friend or family member. What will you tell them about what is happening in the world at the moment?</p>	<p>Make a model of a flowering plant. Can you remember the different parts and their functions? We would love to see any models that you make!</p>	<p>Use this image as inspiration for a story or poem.</p> 
<p>Turn a story/book into a comic strip. You could do this either on a book you have read or are reading OR make up your own.</p>	<p>Create an obstacle course. How quickly can you complete a circuit? See if you can get quicker each time.</p>	<p>Open out old packaging e.g. a cereal box to see the nets of 3D shapes. Look at which 2D shapes make up the faces.</p>
<p>Design and make your own 'desk organiser' using recycled materials around the house.</p>	<p>Complete 2 pages in your Penpals handwriting workbook.</p>	<p>Create a dance to accompany a piece of music. You could perform your dance to a family member.</p>

YEAR 3 WEEKLY HOME LEARNING – W/C 30.03.20

Have a go at as many of the tasks as you can. You can choose which ones you do each day.

A book I recommend... Dilly the Dinosaur by Tony Bradman



Focus spelling words for this week:

- describe
- different
- difficult
- disappear
- early
- earth
- eight
- exercise
- experience
- experiment

Ideas for practicing your spelling words...

- Create your own word search using your spelling words.
- Make up memorable 'silly sentences' containing the words.
- Set out your spellings as pyramid words.

p
py
pyr
pyra
pyram
pyrami
pyramid

Keep logging on to Athletics and Times Tables Rock Stars. It is fantastic to see what you are all getting up to on Twitter. Remember to use @MissDegg_RSW, @MrsNeill_RSW and @MrsTanner_RSW