

Keep YES Prep Learning Family Guide

Keep YES Prep Learning is our **VIRTUAL DISTANCE LEARNING PROGRAM** launching on Monday, March 30th, 2020. This program is required for all students.

Top 10 Pages of Information You Need to Know

1	2	3	4	5
Our Commitment	What to Expect	Who will do What	What Tools will we Use	How can we Get Started
6	7	8	9	10
Week 1 for Middle School	Week 1 for High School	Support for Special Pops	Where to go for Help	Learning Resources Key

YES Prep's Commitment to Families

We were here to serve our students before COVID 19, and we will be here during and after.

Stay Simple.

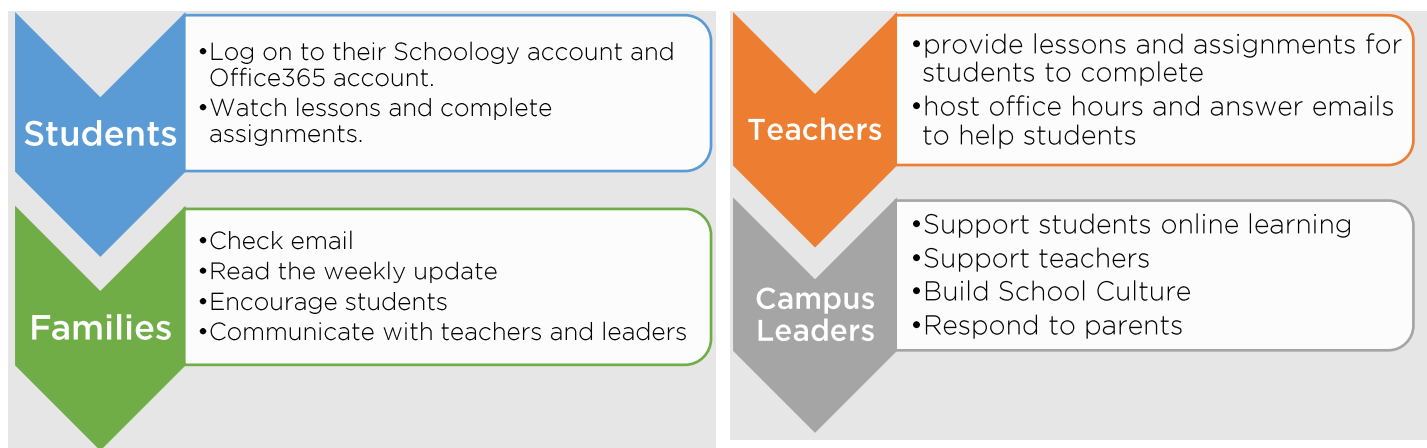
Communicate Consistently.

Be available.

Understand your needs.

Learn and grow together.

Who will do what to Keep YES Prep Learning?

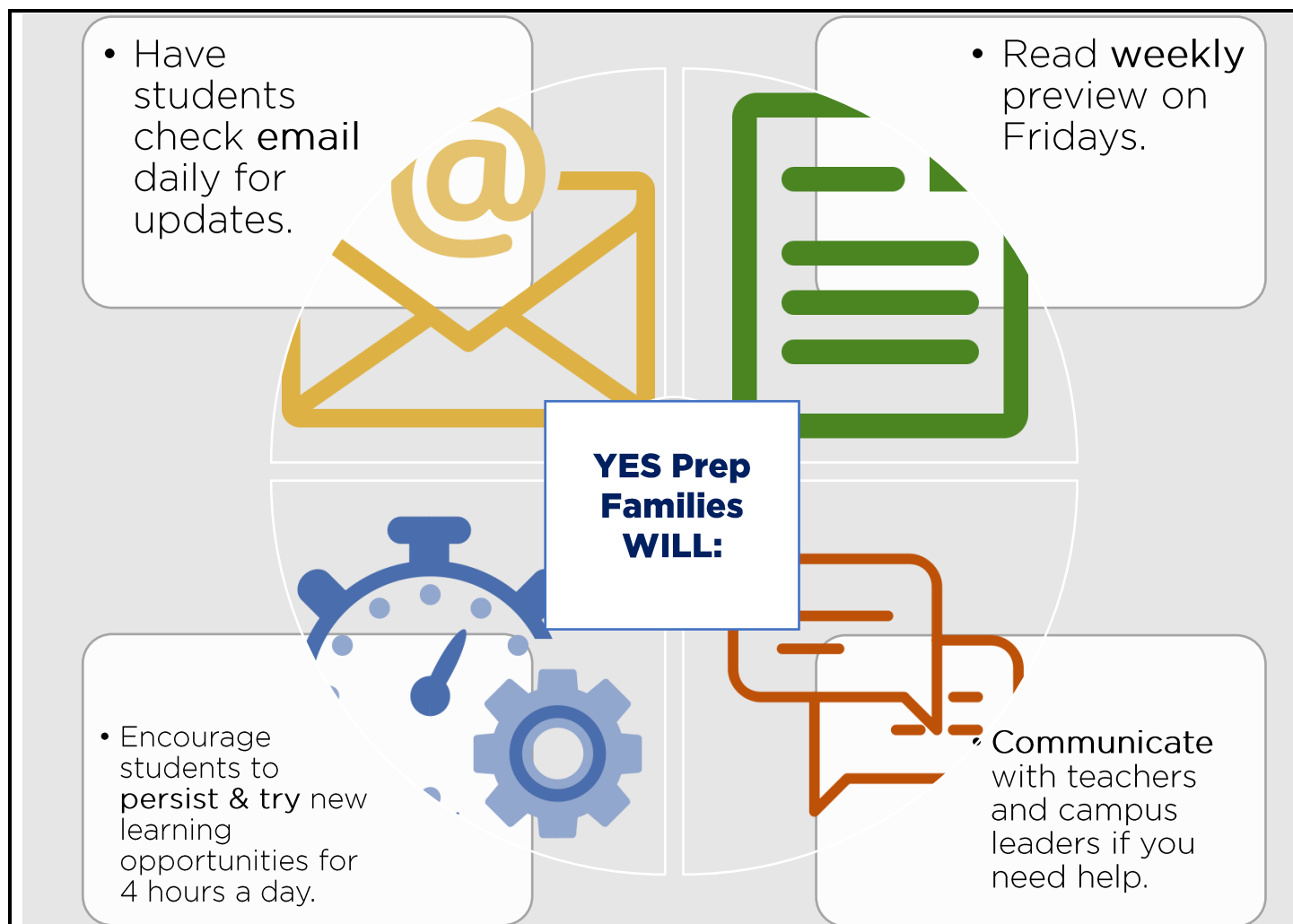


Communication Structures

WHERE to Check	YES Prep COVID 19 Website	Campus Social Media	School Messenger	Email (on Office 365)	Schoology
WHO should Check	Families	Families	Families	Students	Students
WHEN to Check	Ongoing, As Needed	Daily	When Received	Daily	Daily
WHAT to Check	YES Prep District Updates and Resources	Updates, reminders, and new information from your YES Prep campus	Voice messages via phone from YES Prep and your YES Prep campus	Important updates and responses from your teachers	Assignments and updates from teachers and leaders

What does it look like to Keep YES Prep Learning at home?

YES PREP FAMILIES are OUR BEST MOTIVATOR for LEARNING at HOME.



Grading for Week 1

- Teachers will provide assignments for student completion, with plans to provide feedback to students, which may include a % of questions that they answered correctly. Grades that will go in the gradebook will start in Week 2.
- Grading information for students in special populations (SPED and English Learners) will be updated in Week 2.









Students will need 4 hours each day to keep learning.

Students can keep learning through enrichment activities for more time each day throughout the week.




Tools that we use at YES Prep to Keep YES Prep Learning

			
Microsoft Teams Collaborative space for teaching and learning	Microsoft Forms Assignments	Microsoft Outlook Email teachers for help	Schoolology Collaborative space for teaching and learning











What devices can I use for these tools?

	Laptop (including Chromebook) or Desktop Computer	Use all tools in the Chrome Browser	
	iPhone/iPad	Download the iOS apps for Outlook , Teams and Schoolology for free on the app store.	
	Android phone/tablet	Download the Android apps for Outlook , Teams and Schoolology for free on the app store.	

How to be a successful YES Prep student online?

	communicate using appropriate, kind and respectful language to peers and teachers	use appropriate language, images, videos, and GIFs when communicating with peers and teachers
	limit the amount of posts on general Schoolology group updates so you don't distract from the learning	use Schoolology messages when it is appropriate for communicating with peers and teachers
	Understand that all activity on Schoolology can be seen by YES Prep Staff members and that a campus Dean of Students will follow up with the student and family if necessary	

For Students: How to Get Started

 Log on to your Schoology account	 Video instructions are here
 Under "Courses" go to the new Distance Learning course for your grade level	 Video instructions are here
 In each class' folder, see what is posted and ask a question if you need help.	 This will be the first College Prep lesson.
 Complete and submit your assignments by 2 PM Friday. If you use Kurzweil, you will submit there.	 Assignments are in Schoology for Week 1.
 With extra time, use your Grade Level One Pager to keep learning.	 Find the One Pagers here .

All Exit Tickets are due every Friday by 2 PM.

	Every Day		Every Week
<input checked="" type="checkbox"/>	Check My Email	<input checked="" type="checkbox"/>	Complete My Mini-Lessons
<input checked="" type="checkbox"/>	Check Schoology	<input checked="" type="checkbox"/>	Complete My Exit Tickets
<input checked="" type="checkbox"/>	Ask for Help if you Need it	<input checked="" type="checkbox"/>	Review the Week Overview



















What happens in each lesson?	<ul style="list-style-type: none"> ➤ The lesson video gets you set up with the materials you need. ➤ The teacher in the video will share the objective and the assignment. ➤ The teacher will teach the lesson. ➤ The teacher will review the expectations for the assignment. ➤ The teacher will inform you of how to get extra help.
Where can I find enrichment activities?	<p>You can find these activities in 3 places:</p> <p>• Grade Level One Pagers • teachers' Schoology folders • Page 10 Learning Resources</p>

WEEK 1 OVERVIEW (updated every Friday)

Week 1: March 30 – April 3 for MIDDLE SCHOOL (2 – 3 Hours a Day)

<p>What will MIDDLE SCHOOL students do Week 1?</p>	<p>For week 1, students will:</p> <ul style="list-style-type: none"> ✓ Get familiar with the tools they need to keep learning ✓ Engage with their campus and teachers via Teams and email. Each lesson has a video and assignment. ✓ Engage in 5 College Prep lessons to be effective YES Prep students online ✓ Complete a total of 6 lessons and assignments in ELA, Math, Science and Social Studies
---	---

MIDDLE SCHOOL SCHEDULE of LESSONS



















MONDAY	TUESDAY	WEDNESDAY	THURSDAY	FRIDAY
3.30.2020	3.31.2020	4.1.2020	4.2.2020	4.3.2020
<p>Community Connection Activity 1.1</p> 	<p>Community Connection Activity 1.2</p> 	<p>Community Connection Activity 1.3</p> 	<p>Community Connection Activity 1.4</p> 	<p>Campus Connection Activity 1.5</p> 
<p>College Prep Lesson 1.1</p> 	<p>College Prep Lesson 1.2</p> 	<p>College Prep Lesson 1.3</p> 	<p>College Prep Lesson 1.4</p> 	<p>College Prep Lesson 1.5</p> 
	<p>ELA Lesson 1.1</p> 	<p>Social Studies Lesson 1.1</p> 	<p>ELA Lesson 1.2</p> 	<p>Math Lesson 1.2</p> 
	<p>Science Lesson 1.1</p> 	<p>Enrichment Activity (Student Choice)</p> 	<p>Math Lesson 1.2</p> 	<p>Enrichment Activity (Student Choice)</p> 

WEEK 1 OVERVIEW (updated every Friday)

Week 1: March 30 – April 3 for HIGH SCHOOL (2 – 3 Hours a Day)

<p>What will HIGH SCHOOL students do Week 1?</p>	<p>For week 1, students will:</p> <ul style="list-style-type: none"> ✓ Get familiar with the tools they need to keep learning ✓ Engage with their campus and teachers via Schoology and email. Each lesson has a video and assignment. ✓ Engage in 5 College Prep lessons to be effective YES Prep students online ✓ Complete a total of 7 lessons and assignments in ELA, Math, Science, Social Studies and World Languages
---	--


HIGH SCHOOL SCHEDULE of LESSONS

MONDAY	TUESDAY	WEDNESDAY	THURSDAY	FRIDAY
3.30.2020	3.31.2020	4.1.2020	4.2.2020	4.3.2020
<p>Community Connection Activity 1.1</p> 	<p>Community Connection Activity 1.2</p> 	<p>Community Connection Activity 1.3</p> 	<p>Community Connection Activity 1.4</p> 	<p>Campus Connection Activity 1.5</p> 
<p>College Prep Lesson 1.1</p> 	<p>College Prep Lesson 1.2</p> 	<p>College Prep Lesson 1.3</p> 	<p>College Prep Lesson 1.4</p> 	<p>College Prep Lesson 1.5</p> 
	<p>ELA Lesson 1.1</p> 	<p>Social Studies Lesson 1.1</p> 	<p>ELA Lesson 1.2</p> 	<p>Math Lesson 1.2</p> 
	<p>Science Lesson 1.1</p> 	<p>World Languages Lesson 1.1</p> 	<p>Math Lesson 1.2</p> 	<p>Enrichment Activity (Student Choice)</p> 


If you do not have a World Languages course, you can complete another Enrichment Activity.

Supports for Special Populations


Students in Special Populations will receive equitable services compared to their peers in general education and are able to Keep YES Prep Learning and required services.




Log on to Schoology




Go to your Distance Learning course




Connect with your SPED Teacher.




Complete and submit your exit ticket by 2 PM. If you use Kurzweil, you will submit there.




With extra time, use your grade level one pager to keep learning.




Video instructions are [here](#)




Video instructions are [here](#)



Once we have approval, SPED teachers will connect with you.



Exit Tickets are in Kurzweil.












Find the One Pages [here](#).


YSTEP & 18 Plus have centrally created content weekly.

ARD PROCESS INFORMATION

Required ARDs will continue but will happen over the phone. Campus staff will reach out to schedule meetings and send you a phone number and access code you can use to join the meeting.

Special Education	504	English Learners	Y Step ALT Curriculum
			
			
			
			














For Special Education families, you will be receiving a call from the Special Education staff at your campus. This call will help us best serve your student.



Where can I go for help?

What are the areas of help a family will need?

Keep YES Prep Learning Resources Key

Learning Resource	Why You Should Use It	Who Should Use It
 Khan Academy	Complete 'Grade-Level' or Course Mission and/or lessons assigned by teachers	All Students Juniors and Seniors should complete SAT practice
 ST Math	Support Math Intervention	6 th and 7 th grade students who are enrolled in Math Intervention
 MAP Skills	Support Reading Intervention	Middle school students who are enrolled in Reading Intervention
 Kurzweil	Read text aloud and support with writing tasks	Students who regularly take assessments online
 Rosetta Stone	Practice English language	Beginning to Intermediate English Learners
 Big Ideas Math	Access math support and additional lessons	Any student who needs additional math support
 NewsELA	Read news and non-fiction articles on a variety of reading levels	Any student who wants additional reading material
 Quizizz	Complete additional practice in quiz form in a variety of topics	Any student who wants additional practice
 No Red Ink	Complete additional writing and grammar exercises	Any student who wants additional practice
 Flocabulary	Access additional vocabulary practice in any content	Any student who wants additional practice
 Duolingo	Access additional practice with Spanish, French, or Chinese	Any student who wants additional practice
 Digital Dialects	Access language practice games	Any student who wants additional practice
 Study Island	Access test practice in a variety of subjects	Any student who wants additional practice

