



LODI HIGH SCHOOL

New Student Enrollment Requirements

**DUE TO THE COVID-19 PANDEMIC, NEW STUDENT ENROLLMENT IS BEING ACCEPTED BY EMAIL OR FAX ONLY.
PLEASE SEE INSTRUCTIONS BELOW.**

PARENT OR LEGAL GUARDIAN IS REQUIRED TO PROVIDE THE FOLLOWING TO ENROLL THEIR STUDENT:

- ☐ 1. COPY OF PARENT/LEGAL GUARDIAN GOVERNMENT ISSUED I.D. (DRIVERS LICENSE, PASSPORT, ETC.).
- ☐ 2. COPY OF CURRENT UTILITY BILL (PG & E or CITY OF LODI) – UTILITY BILL MUST BE UNDER PARENT/LEGAL GUARDIAN'S NAME AS PROOF OF RESIDENCE.
- ☐ 3. COPY OF STUDENT'S BIRTH CERTIFICATE.
- ☐ 4. COPY OF STUDENT'S COMPLETE IMMUNIZATION RECORD - STATE MANDATED
 - o TDAP IMMUNIZATION MUST BE ON OR AFTER THE 7TH BIRTHDAY.
- ☐ 5. COPY OF **TRANSCRIPT** FROM PREVIOUS SCHOOL (FOR GRADES 9-12)
INCOMING 9TH GRADERS PLEASE PROVIDE CURRENT 8TH GRADE REPORT CARD.
- ☐ 6. COMPLETED **2020-2021 COURSE SELECTION SHEET** (SEE INCOMING STUDENT COUNSELING PRESENTATION).
- ☐ 7. REGISTRATION PACKET MUST BE **COMPLETED AND SIGNED** BY PARENT OR LEGAL GUARDIAN.
- ☐ 8. *EMAIL ALL ITEMS LISTED ABOVE TO NWEST@LODIUSD.NET OR FAX TO (209) 331-7686. *EMAIL IS PREFERRED.

**ALL ITEMS ARE REQUIRED AT THE TIME OF REGISTRATION.
INCOMPLETE REGISTRATION PACKETS WILL NOT BE PROCESSED.**

LODI UNIFIED SCHOOL DISTRICT 2020/2021 NEW STUDENT REGISTRATION FORM

1. Today's Date ____/____/____ 2. Start Date ____/____/____

3. School Name _____

4. First Date Enrolled in CA Public Schools ____/____/____

*If this is your student's first enrollment in (K-12) CA Public Schools, please complete the Home Language Survey.*5. Student previously enrolled in LodiUSD? ☐ Yes ☐ No

6. Incoming Grade Level _____

7. Student Name _____
Last First Middle Generation

Nickname (if applicable) _____

8. Physical Address _____
House No. Street Name Apt No. City Zip CodeMailing Address _____
House No. Street Name Apt No. City Zip Code9. Gender ☐ Male ☐ Female ☐ Nonbinary

10. Birth date ____/____/____

11. Guardian 1

Guardian 2

Name				
Relationship				
Telephone				
Email				
Lives With	<input type="checkbox"/> Yes <input type="checkbox"/> No		<input type="checkbox"/> Yes <input type="checkbox"/> No	
Education Level	<input type="checkbox"/> Non H.S. Graduate <input type="checkbox"/> H.S. Graduate <input type="checkbox"/> Some College (includes AA degree)	<input type="checkbox"/> College Graduate <input type="checkbox"/> Graduate School <input type="checkbox"/> Declined to State	<input type="checkbox"/> Non H.S. Graduate <input type="checkbox"/> H.S. Graduate <input type="checkbox"/> Some College (includes AA degree)	<input type="checkbox"/> College Graduate <input type="checkbox"/> Graduate School <input type="checkbox"/> Declined to State

12. Confidential Student Residence Information REQUIRED for Federal Reports. Please mark the appropriate residence types.

☐ Single family permanent residence (house, apartment, condo, mobile home) Mark if applicable: ☐ Group Home ☐ Foster Home*If any of these are checked, please complete the Intake Form:*☐ Motel or hotel☐ Unsheltered (car/campsite)☐ Shelter or transitional housing program☐ Other (please specify) _____☐ Doubled-up (sharing housing due to economic hardship or loss)

13. Other Children in the Family (Please list in order of birth)

Name	Gender	Birth date	Relation to Student	Lives with?	School of Attendance

LODI UNIFIED SCHOOL DISTRICT 2020/2021 NEW STUDENT REGISTRATION FORM

14. Is your family involved in temporary or seasonal agricultural work? ☐ Yes ☐ No15. Did your child attend preschool? ☐ Yes ☐ No If yes, name of preschool _____

16. Previous School Information

Last school attended	Address

City & State	Zip	Phone	Has your child ever been retained? <input type="checkbox"/> Yes <input type="checkbox"/> No	In which grade?	Has your child ever been accelerated? <input type="checkbox"/> Yes <input type="checkbox"/> No	Has your child ever been expelled? <input type="checkbox"/> Yes <input type="checkbox"/> No

17. Previous Services Received (Select ALL that apply)

<input type="checkbox"/> Counseling	<input type="checkbox"/> Gifted (G.A.T.E)	<input type="checkbox"/> English Learner	<input type="checkbox"/> 504 Plan
-------------------------------------	---	--	-----------------------------------

18. Previous Special Education Services Received (Select ALL that apply)

<input type="checkbox"/> Speech	<input type="checkbox"/> RSP	<input type="checkbox"/> SDC	<input type="checkbox"/> IEP
---------------------------------	------------------------------	------------------------------	------------------------------

19. Confidential Ethnic/Race Information for Federal/State reports. *Please answer to the best of your ability.***Part A. Is this student Hispanic or Latino? (Select only one)**

- ☐ No, not Hispanic or Latino
- ☐ Yes, Hispanic or Latino – A person of Mexican, Puerto Rican, Cuban, South or Central American, or other Spanish culture or origin, regardless of race.

Part B. Primary Race. Please identify the race(s) with which the student most closely identifies. Please identify the student's primary race by writing a "1" next to the race. If applicable, you may identify up to four (4) additional races by writing a "2" next to the student's secondary race, a "3" next to the student's third race, a "4" next to the student's fourth race, and a "5" next to the student's fifth race.

___ AFRICAN AMERICAN OR BLACK

___ AMERICAN INDIAN OR ALASKA NATIVE

*(A person with origins from the original peoples of North, South and Central America, including the geographic regions covered by Canada, the United States, and Mexico.)***ASIAN**

___ Asian Indian ___ Cambodian ___ Chinese ___ Filipino ___ Hmong

___ Japanese ___ Korean ___ Laotian ___ Vietnamese ___ Other Asian

NATIVE HAWAIIAN OR OTHER PACIFIC ISLANDER

___ Guamanian ___ Hawaiian ___ Samoan ___ Tahitian ___ Other Pacific Islander

___ WHITE

20. I understand that due to overcrowded conditions at some schools in the Lodi Unified School District, there is a possibility that my child may be reassigned to another school during the school year, depending on the availability of classroom space. I understand that where the number of pupils enrolled appreciably increases, it may be necessary for my child to be reassigned during the school year.

Parent/Guardian Initials

21. I verify that all of the above information is accurate.

*Date*_____
Parent/Guardian Signature

FOR OFFICE USE ONLY WHEN REGISTERING NEW STUDENTS

Residence verification

Utility Bill		Other: _____
--------------	--	--------------

Checked by _____

LODI UNIFIED SCHOOL DISTRICT HOME LANGUAGE SURVEY

Name of Student: _____
(Last Name) (First Name) (Middle Name)

Age of Student: _____ Grade Level: _____

Directions to Parents and Guardians:

The California *Education Code* contains legal requirements which direct schools to assess the English language proficiency of students. The process begins with determining the language(s) spoken in the home of each student. The responses to the home language survey will assist in determining if a student's proficiency in English should be tested. This information is essential in order for the school to provide adequate instructional programs and services.

As parents or guardians, your cooperation is requested in complying with these requirements. Please respond to each of the four questions listed below as accurately as possible. For each question, write the name(s) of the language(s) that apply in the space provided. Please do not leave any question unanswered. If an error is made completing this home language survey, you may request correction before your student's English proficiency is assessed.

1. Which language did your child learn when he/she first began to talk? _____
2. Which language does your child most frequently speak at home? _____
3. Which language do you (the parents or guardians) most frequently use when speaking with your child? _____
4. Which language is most often spoken by adults in the home? _____
(parents, guardians, grandparents, or any other adults)

Please sign and date this form in the spaces provided below, then return this form to the school office. Thank you for your cooperation.

Signature of Parent or Guardian

Date

- **By signing this document, I confirm that the information provided above is accurate.**
- **Furthermore, I understand that if any one of questions 1, 2, or 3 have a language other than English, my child will be assessed for their English Language proficiency within 30 calendar days. INITIAL Identification only.**

Distribution Instructions:

Original –To be placed in cum file

Copy 1 – Parent

Copy 2 – If any items 1-3 have an answer other than English, place in green folder

LODI UNIFIED SCHOOL DISTRICT

** Parent/Guardian Questionnaire **

Dear Parent/Guardian,

California Education Code 49079 requires that teachers be informed of each student who has violated a school's discipline code during the current and three (3) previous school years. This notification requirement includes information the school receives from law enforcement agencies.

Therefore, please answer the following questions and provide requested information:

Name of Student _____ Date of Birth _____

School Last Attended _____ City _____ State _____

- (1) Has this student been **SUSPENDED** from any school in the last three (3) years for any reason? Suspension is a short term removal from school for one (1) to five (5) days.

YES _____ REASON(S) for SUSPENSION(S) _____

NO _____

- (2) Has this student ever been **EXPELLED** from a school district? Expulsion is removal from school for an extended period of time (one semester, two semesters or up to one year).

YES _____ REASON(S) for EXPULSION(S) _____

NO _____

- (3) Is this student currently on Juvenile Probation for violation(s) of the California Penal Code?

YES _____ REASON(S) on PROBATION(S) _____

DATE PROBATION STARTED _____

NO _____

I certify (or declare) under penalty of perjury under the laws of the State of California that the information I provided on this questionnaire form is true and correct.

Parent/Guardian Signature _____ Date _____

School History

It is important that we be able to obtain transcripts from all previous secondary schools your student attended to insure that all credits are reported for GRADUATION purposes. If we are unable to obtain accurate information, your student may not graduate by his/her target date. List below all middle and high school programs your child has attended.

Student Name _____ Other name(s) used _____

I.D. # _____ (If attended school in Lodi Unified School District)

Last school attended _____

Address _____ City/State _____

Grade _____ Length of time attended _____

Type of School: Public _____ Alternative _____ Home Study _____

Community _____ Other _____

• School attended in **Grade 6** _____ City/State _____

Length of time attended _____

• School attended in **Grade 7** _____ City/State _____

Length of time attended _____

• School attended in **Grade 8** _____ City/State _____

Length of time attended _____

• School attended in **Grade 9** _____ City/State _____

Length of time attended _____

• School attended in **Grade 10** _____ City/State _____

Length of time attended _____

• School attended in **Grade 11** _____ City/State _____

Length of time attended _____

• School attended in **Grade 12** _____ City/State _____

Length of time attended _____

Signed _____ Date _____

Homeroom_____

Grade_____

STUDENT EMERGENCY INFORMATION CARD

ONLY the adults listed on this emergency card will have authorization to have contact with the named student or permission to have the student released to them. *Please print clearly & carefully.*

Name _____
Last First Middle

☐ Male
☐ Female
☐ Nonbinary

Address (where student lives) _____ City Zip Birthdate (Mo/Day/Yr) Student Cell Phone _____

All phone numbers you provide will receive emergency notifications. Check the box for up to 2 phone numbers to also receive general messages/announcements.

Parent/Guardian Living With Student **Relation** _____ Parent/Guardian 2 **Relation** _____ Live with Student? ☐

Name _____ Name _____

☐ Home Phone _____ ☐ Work Phone _____ ☐ Home Phone _____ ☐ Work Phone _____

☐ Cell Phone _____ ☐ No text messages ☐ Cell Phone _____ ☐ No text messages

Mailing Address _____ Mailing Address _____

Language of Correspondence _____ Language of Correspondence _____

E-mail _____ Access to Student Info Online: Authorized ☐ Not Authorized ☐ E-mail _____ Access to Student Info Online: Authorized ☐ Not Authorized ☐

Please circle either Guardian or Emergency to signify Contact Type for the 3rd and 4th people to be called if the above cannot be reached in case of emergency

Guardian/Emergency 3 **Relation** _____ Live with Student? ☐ Guardian/Emergency 4 **Relation** _____ Live with Student? ☐

Name _____ Name _____

☐ Home Phone _____ ☐ Work Phone _____ ☐ Home Phone _____ ☐ Work Phone _____

☐ Cell Phone _____ ☐ No text messages ☐ Cell Phone _____ ☐ No text messages

Mailing Address _____ Mailing Address _____

Language of Correspondence _____ Language of Correspondence _____

E-mail _____ Access to Student Info Online: Authorized ☐ Not Authorized ☐ E-mail _____ Access to Student Info Online: Authorized ☐ Not Authorized ☐

ADDITIONAL CONTACTS, NOT LISTED ABOVE, AUTHORIZED TO BE CALLED IN CASE OF EMERGENCY WHEN PARENT/GUARDIAN IS UNAVAILABLE:

(5) Name Primary Phone Second Phone Relationship

(6) Name Primary Phone Second Phone Relationship

WHEN PARENT/GUARDIAN/ALTERNATE IS UNAVAILABLE, I PERMIT THE SCHOOL TO TAKE THE ABOVE-NAMED STUDENT, AT MY PERSONAL EXPENSE, BY AMBULANCE, TO THE NEAREST HOSPITAL FOR TREATMENT TO:

Doctor Phone Address

Hospital Preference Insurance Provider / ID #

Please indicate any medical conditions that could or might result in an emergency situation:

☐ PLEASE CHECK HERE IF THERE ARE **NO KNOWN** HEALTH PROBLEMS

☐ Allergies (insect bites, food, medications, etc) ☐ Asthma ☐ Seizures ☐ Diabetes ☐ Hearing Impairment

☐ Corrective Lenses ☐ Neurological Disorders ☐ Other _____

☐ Other behavioral or mental health conditions: _____

☐ Medications: _____

If necessary to dispense medication during school hours, a formal request signed by a doctor and parent must be completed and kept with the medication at school. A logged record is kept of such dispensing.

Signature _____ Date _____

Univ 46 (R01/19)

LAST NAME

FIRST NAME

I.D. NO.

PRIMARY CONTACT PHONE

Lodi High School
Registrar's Office
3 S. Pacific Avenue
Lodi, CA 95242

Phone (209) 331-7700
Fax (209) 331-7686
E-Mail lbryant@lodiussd.net

Name	Date of Birth	Grade
------	---------------	-------

The above named student has enrolled at Lodi High School. Please forward his/her cumulative records including a complete transcript and transfer grades.

Lori Bryant

Registrar – Lori Bryant	Date
-------------------------	------

Signature of Parent or Guardian	Date
---------------------------------	------

LODI HIGH SCHOOL COURSE SELECTION 2020-2021

NCAA

RSP: Tm A

Tm B

LAST:

FIRST:

ID:

PARENT SIGNATURE:

9th GRADE COURSES ONLY

MIDDLE SCHOOL:

ENGLISH

(Recommendation Based)

- ☐ 210110 English 9 CP
- ☐ 210112 English 9 Pre-AP*
- ☐ 210100 English 9
- ☐ 210101 English 9 Team A
- ☐ 210102 English 9 CP Team B
- ☐ 210131 English 9 Support
- ☐ 211000 Int Read Interv-Yr 1
- ☐ 216300 Int Eng.Dev Interv-Yr 1
- ☐ 211100 Int Read Interv - Yr 2
- ☐ 216400 Int Eng.Dev Interv-Yr 2
- ☐ 213700 English Lang Support 1

MATHEMATICS

(Based on Math Placement)

- ☐ 245700 HS Math
- ☐ 245701 HS Math - Tm A
- ☐ 245702 HS Math - Tm B
- ☐ 240610 Integrated Math 1
- ☐ 240600 Integrated Math 1 - TmA/B
- ☐ 240710 Integrated Math 2
- ☐ 240715 Pre-AP Int Math 2+ #*

SOCIAL SCIENCE

- ☐ 275400 WorldGeoCP/H/DE
- ☐ 254600 Family Lvg/H/DE
- ☐ 277716 AP Human Geo*
- ☐ 215600 AVID 9 #

SCIENCE

(Based on Math Placement)

- ☐ 265110 Earth/Phys Sci CP
- ☐ 265100 Earth/Phys Sci
- ☐ 265101 Ear/PhysSci TmA
- ☐ 265102 Ear/PhySci CP TmB
- ☐ 407610 Intro Apl Ag Sci CP
- ☐ 260310 Biology CP
- ☐ 407210 Sust. Ag Bio CP CTE
- ☐ 260312 Biology Pre-AP*

PHYSICAL ED

- ☐ 250000 PE 1
- SpEd**
- ☐ 880401 StdySkls 9A
- ☐ 880402 StdySkls 9B

COUNSELOR NOTES

(FOR OFFICE USE ONLY)



Please note: Class changes will be limited. Changes will not be made for teacher, lunch, or period preference. (School Policy)
ELECTIVES CANNOT BE CHANGED AT SEMESTER. THESE ARE ALL YEAR LONG COURSES.

ELECTIVES

WORLD LANGUAGE**

- ☐ 220410 French I
- ☐ 220415 French II
- ☐ 220010 German I
- ☐ 220610 Spanish I
- ☐ 220615 Spanish II
- ☐ 220710 Spanish III
- ☐ 220715 Spanish IV
- ☐ 222510 Span/Nat Speak I
- ☐ 222515 Span/Nat Speak 2

VISUAL/PERFORMING ARTS

- ☐ 285010 Art 1**
- ☐ 280010 Ceramics 1**
- ☐ 238410 Piano 1**
- ☐ 290210 Oral Interp.**
- ☐ 291110 Theater Arts 1**
- ☐ 230410 Choir 1
- ☐ 230510 Choir 2**
- ☐ 230515 Choir 3**#
- ☐ 230310 Orchestra**
- ☐ 238010 Band 1**
- ☐ 238610 Symphonic Band**
- ☐ 230110 Jazz Ensemble**#

AGRICULTURE

- ☐ 403000 Ag Mechanics

CAREER TECHNICAL EDUCATION

- ☐ 565200 Auto 1
- ☐ 557310 Intro to Engineering Design**
- ☐ 553100 Woodworking 1
- ☐ 466110 Foundations of Computer Science**
- ☐ 557210 Building Trades & Construction
- ☐ 575110 Computer Sci Ess

Alternate 1:

Alternate 2:

College/Career Path:

Student Signature

COUNSELOR

* Advanced Placement/Honors

** A-G Electives

= Teacher Recommended

LODI HIGH SCHOOL COURSE SELECTION 2020-2021

NCAA

RSP: Tm A

Tm B

LAST:

FIRST:

ID:

PARENT SIGNATURE:

1

2

9th GRADE COURSES ONLY

4

MIDDLE SCHOOL:

5

ENGLISH

(Recommendation Based)

- ☐ 210110 English 9 CP
- ☐ 210112 English 9 Pre-AP*
- ☐ 210100 English 9
- ☐ 210101 English 9 Team A
- ☐ 210102 English 9 CP Team B
- ☐ 210131 English 9 Support
- ☐ 211000 Int Read Interv-Yr 1
- ☐ 216300 Int Eng.Dev Interv-Yr 1
- ☐ 211100 Int Read Interv - Yr 2
- ☐ 216400 Int Eng.Dev Interv-Yr 2
- ☐ 213700 English Lang Support 1

MATHEMATICS

(Based on Math Placement)

- ☐ 245700 HS Math
- ☐ 245701 HS Math - Tm A
- ☐ 245702 HS Math - Tm B
- ☐ 240610 Integrated Math 1
- ☐ 240600 Integrated Math 1 - TmA/B
- ☐ 240710 Integrated Math 2
- ☐ 240715 Pre-AP Int Math 2+ #*

SOCIAL SCIENCE

- ☐ 275400 WorldGeo H/DE
- ☐ 254600 Family Lvg/H/DE
- ☐ 277716 AP Human Geo*
- ☐ 215600 AVID 9 #

3

SCIENCE

(Based on Math Placement)

- ☐ 265110 Earth/Phys Sci CP
- ☐ 265100 Earth/Phys Sci
- ☐ 265101 Ear/PhysSci TmA
- ☐ 265102 Ear/PhySci CP TmB
- ☐ 407610 Intro Apl Ag Sci CP
- ☐ 260310 Biology CP
- ☐ 407210 Sust. Ag Bio CP CTE
- ☐ 260312 Biology Pre-AP*

PHYSICAL ED

- ☐ 250000 PE 1
- SpEd**
- ☐ 880401 StdySkls 9A
- ☐ 880402 StdySkls 9B

COUNSELOR NOTES

(FOR OFFICE USE ONLY)



INSTRUCTIONS

CHOOSE A TOTAL OF 6 COURSES (ONE FROM EACH NUMBER)
AND 2 ALTERNATES BELOW

Please note: Class changes will be limited. Changes will not be made for teacher, lunch, or period preference. (School Policy)
ELECTIVES CANNOT BE CHANGED AT SEMESTER. THESE ARE ALL YEAR LONG COURSES.

ELECTIVES

6

WORLD LANGUAGE**

- ☐ 220410 French I
- ☐ 220415 French II
- ☐ 220010 German I
- ☐ 220610 Spanish I
- ☐ 220615 Spanish II
- ☐ 220710 Spanish III
- ☐ 220715 Spanish IV
- ☐ 222510 Span/Nat Speak I
- ☐ 222515 Span/Nat Speak 2

VISUAL/PERFORMING ARTS

- ☐ 285010 Art 1**
- ☐ 280010 Ceramics 1**
- ☐ 238410 Piano 1**
- ☐ 290210 Oral Interp.**
- ☐ 291110 Theater Arts 1**
- ☐ 230410 Choir 1
- ☐ 230510 Choir 2**
- ☐ 230515 Choir 3**#
- ☐ 230310 Orchestra**
- ☐ 238010 Band 1**
- ☐ 238610 Symphonic Band**
- ☐ 230410 Jazz Ensemble**#

AGRICULTURE

- ☐ 403000 Ag Mechanics

CAREER TECHNICAL EDUCATION

- ☐ 565200 Auto 1
- ☐ 557310 Intro to Engineering Design**
- ☐ 553100 Woodworking 1
- ☐ 466110 Foundations of Computer Science**
- ☐ 557210 Building Trades & Construction
- ☐ 575110 Computer Sci Ess

Alternate 1:

Alternate 2:

College/Career Path:

Student Signature

COUNSELOR

* Advanced Placement/Honors

** A-G Electives

= Teacher Recommended

9th Grade Recommendation Guidelines for 2020-21

Lodi High School

ENGLISH

- English 9
- English 9 CP
- English 9 Pre-AP
- Read 180 (this course is a 2 period course and will count as English AND your elective)*
- English Support (this is a support class scheduled in conjunction with English 9 CP for English Language Learners)

MATHEMATICS**

- High School Math
- Integrated Mathematics 1
- Integrated Mathematics 2 (must be enrolled in Integrated Math 1)
- Integrated Mathematics 2+ (must be enrolled in Integrated Math 1)

SOCIAL SCIENCE

- World Geography/Health/Drivers Ed
- Family Living/Health/Drivers Ed
- AP Human Geography
- AVID

SCIENCE

- Earth/Physical Science
- Earth/Physical Science CP
- Intro to Applied Agricultural Sciences CP
- Sustainable Ag Biology CP*
- Biology CP*
- Biology Pre-AP*

PHYSICAL EDUCATION

- ALL 9th graders **must** take Physical Education 1

ELECTIVES

There are a variety of elective courses to choose from. Some of the options include courses in:

- World Language
- Industrial Arts
- Fine Arts
- Visual and Performing Arts
- Agriculture

**Placement based on scores from previous year and/or teacher recommendation*

*** Mathematics courses will be scheduled based on district placement guidelines for feeder schools and school recommendations for private/charter schools.*

PARENTS' GUIDE TO IMMUNIZATIONS REQUIRED FOR SCHOOL ENTRY



Starting July 1, 2019

Students Admitted at TK/K-12 Need:

- **Diphtheria, Tetanus, and Pertussis (DTaP, DTP, Tdap, or Td) — 5 doses**
(4 doses OK if one was given on or after 4th birthday.
3 doses OK if one was given on or after 7th birthday.)
For 7th-12th graders, at least 1 dose of pertussis-containing vaccine is required on or after 7th birthday.
- **Polio (OPV or IPV) — 4 doses**
(3 doses OK if one was given on or after 4th birthday)
- **Hepatitis B — 3 doses**
(Not required for 7th grade entry)
- **Measles, Mumps, and Rubella (MMR) — 2 doses**
(Both given on or after 1st birthday)
- **Varicella (Chickenpox) — 2 doses**

These immunization requirements apply to new admissions and transfers for all grades, including transitional kindergarten.

Students Starting 7th Grade Need:

- **Tetanus, Diphtheria, Pertussis (Tdap) — 1 dose**
(Whooping cough booster usually given at 11 years and up)
- **Varicella (Chickenpox) — 2 doses**
(Usually given at ages 12 months and 4-6 years)

In addition, the TK/K-12 immunization requirements apply to 7th graders who:

- previously had a valid personal beliefs exemption filed before 2016 upon entry between TK/Kindergarten and 6th grade
- are new admissions

Records:

California schools are required to check immunization records for all new student admissions at TK/Kindergarten through 12th grade and all students advancing to 7th grade before entry. Parents must show their child's Immunization Record as proof of immunization.

SAVE THE DATE FRESHMAN ORIENTATION

THURSDAY, JULY
30TH

AGENDA FOR THE DAY:

RALLY & TOUR 7:45 AM - 10:30 AM

REGISTRATION 11:00 AM - 12:30 PM

REGISTRATION 9:00 AM - 10:30 AM

RALLY & TOUR 11:00 AM - 1:45 PM

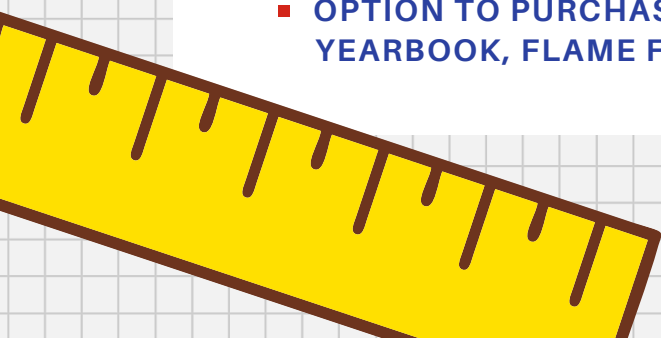
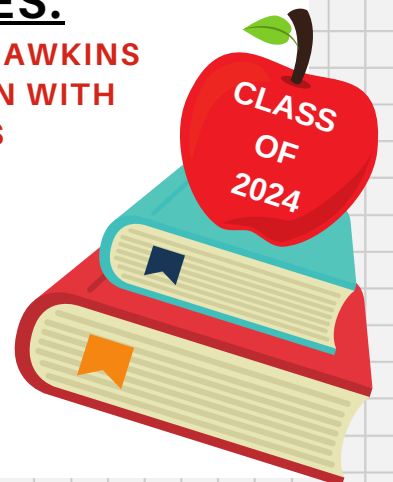
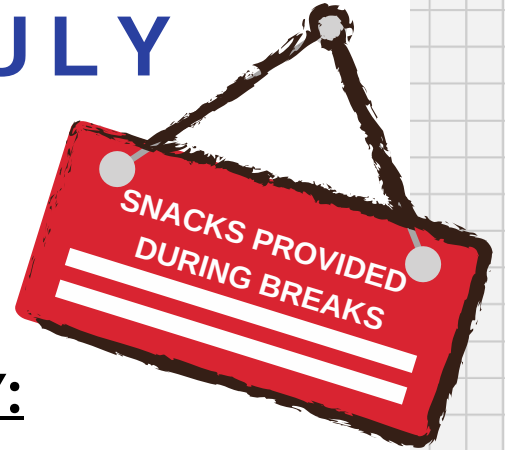
RALLY & TOUR INCLUDES:


- MOTIVATIONAL SPEAKER - KEITH HAWKINS
- SCHOOL TOUR BY UPPERCLASSMEN WITH GREAT TEAM-BUILDING ACTIVITIES

REGISTRATION INCLUDES:

- ID CARD & YEARBOOK PHOTO
- CLASS SCHEDULE & TEXTBOOK PICK-UP
- OPTION TO PURCHASE P.E. CLOTHES, YEARBOOK, FLAME FANATIC CARD, ETC.

LODI HIGH SCHOOL





THE FOLLOWING PAGES CONTAIN COURSE
SELECTION SHEETS FOR **INCOMING NEW**
STUDENTS WHO WILL BE IN THE...

10TH, 11TH OR 12TH GRADE FOR THE 2020-2021
SCHOOL YEAR.

THESE **DO NOT** PERTAIN TO INCOMING 9TH
GRADE STUDENTS.

QUESTIONS/NEED HELP?
PLEASE **EMAIL** NIKKI WEST,
NWEST@LODIUSD.NET

PLEASE MAKE SURE TO INCLUDE YOUR CONTACT
INFORMATION IN THE BODY OF YOUR EMAIL AND KINDLY
ALLOW 48 HOURS FOR A RESPONSE 😊

LODI HIGH SCHOOL COURSE SELECTION 2020-2021

NCAA

RSP: Tm A Tm B

LAST:	FIRST:	I.D.:	PARENT SIGNATURE:
--------------	---------------	--------------	--------------------------

10th GRADE COURSES ONLY

ENGLISH	MATHEMATICS	SOCIAL SCIENCE	SCIENCE	ACADEMIES	COUNSELOR NOTES (FOR OFFICE USE ONLY)
<input type="checkbox"/> 210210 English 10 CP	<input type="checkbox"/> 245700 HS Math	<input type="checkbox"/> 271110 World History CP	<input type="checkbox"/> 265110 Earth/Phys Sci CP	Agriculture <input type="checkbox"/> 210241 Eng10CP-AG <input type="checkbox"/> 271141 WrldHist-AG <input type="checkbox"/> 407241 Sust Ag BioCP <input type="checkbox"/> 407310 AG Soil Chem <input type="checkbox"/> 405575 Art&Hist Floral <input type="checkbox"/> 403000 Ag Mechanics	
<input type="checkbox"/> 210200 English 10	<input type="checkbox"/> 245701 HS Math - Tm A/B	<input type="checkbox"/> 271100 World History	<input type="checkbox"/> 265100 Earth/Phys Sci		
<input type="checkbox"/> 210201 English 10 Tm A	<input type="checkbox"/> 240610 Int Math 1 CP	<input type="checkbox"/> 271101 WldHistory Tm A	<input type="checkbox"/> 407610 Intro Apl Ag Sci CP		
<input type="checkbox"/> 210202 English 10 CP Tm B	<input type="checkbox"/> 240600 Int Math 1 - TmA/B	<input type="checkbox"/> 271102 WldHistory CP Tm B	<input type="checkbox"/> 260310 Biology CP		
<input type="checkbox"/> 210300 English 10 Support	<input type="checkbox"/> 240710 Int Math 2 CP	<input type="checkbox"/> 271116 AP World History*	<input type="checkbox"/> 260300 Biology		
<input type="checkbox"/> 210212 English 10 Pre-AP*	<input type="checkbox"/> 240715 Pre-AP Int Math 2+*#		<input type="checkbox"/> 260301 Biology Team A		
<input type="checkbox"/> 211000 Int Read Inter-Yr 1	<input type="checkbox"/> 240810 Int Math 3 CP		<input type="checkbox"/> 260302 Biology CP Team B		
<input type="checkbox"/> 216300 Int Eng.Dev -Yr 1	<input type="checkbox"/> 240815 Pre-AP Int Math 3+*#		<input type="checkbox"/> 267016 AP Biology*		
<input type="checkbox"/> 211100 Int Read Inter - Yr 2			<input type="checkbox"/> 407210 Sust. Ag Bio CP CTE		
<input type="checkbox"/> 216400 Int Eng.Dev -Yr 2			<input type="checkbox"/> 260312 Biology Pre-AP*		
<input type="checkbox"/> 213700 Eng Lang Support 1			<input type="checkbox"/> 260710 Chemistry CP #	APPLE <input type="checkbox"/> 210240 Eng10CP <input type="checkbox"/> 271140 World HistCP <input type="checkbox"/> 240740 Int Math 2 <input type="checkbox"/> 260340 Biology CP <input type="checkbox"/> 432110 Dev Child Psy**	
<input type="checkbox"/> 213800 Eng Lang Support 2			<input type="checkbox"/> 260712 Chemistry Honors*		
			<input type="checkbox"/> 407310 Ag Soil & Chemistry CP		
			<input type="checkbox"/> 264010 Conceptual Physics CP		
			<input type="checkbox"/> 261310 Physics CP #	AVID <input type="checkbox"/> 215700 AVID 10 #	
			<input type="checkbox"/> 262310 Anatomy-Phys CP		
				SpEd <input type="checkbox"/> 880501 StSkills 10 A <input type="checkbox"/> 880502 StSkills 10 B	



Please note: Class changes will be limited. Changes will not be made for teacher, lunch, or period preference. (School Policy)
ELECTIVES CANNOT BE CHANGED AT SEMESTER. THESE ARE ALL YEAR LONG COURSES

ELECTIVES

WORLD LANGUAGE**	VISUAL/PERFORMING ARTS	CAREER TECHNICAL EDUCATION	AGRICULTURE	ADD'L ELECTIVES
<input type="checkbox"/> 220410 French I	<input type="checkbox"/> 285010 Art 1**	<input type="checkbox"/> 565200 Auto Mechanics 1	<input type="checkbox"/> 403000 Ag Mechanics	<input type="checkbox"/> 212210 Speech Comp.** <input type="checkbox"/> 282115 Jour.Adv.Yrbk** <input type="checkbox"/> 256700 Boot Camp <input type="checkbox"/> 255100 Weight Training <input type="checkbox"/> 272010 Amer Law & Order** <input type="checkbox"/> 466110 Foundations of Computer Science** <input type="checkbox"/> 263110 Forensics CP**
<input type="checkbox"/> 220415 French II	<input type="checkbox"/> 285110 Art 2**	<input type="checkbox"/> 565280 Auto Mechanics 3	<input type="checkbox"/> 404672 Ag Welding	
<input type="checkbox"/> 220510 French III	<input type="checkbox"/> 280010 Ceramics 1 **	<input type="checkbox"/> 557310 Intro to Eng Des**		
<input type="checkbox"/> 220010 German I	<input type="checkbox"/> 280015 Ceramics 3**	<input type="checkbox"/> 570780 Drafting Adv		
<input type="checkbox"/> 220015 German II	<input type="checkbox"/> 280510 Photo 1**	<input type="checkbox"/> 553100 Woodworking 1		
<input type="checkbox"/> 220610 Spanish I	<input type="checkbox"/> 285510 Graphic Design**	<input type="checkbox"/> 553180 Woodworking 3		
<input type="checkbox"/> 220615 Spanish II	<input type="checkbox"/> 290210 Oral Interp.**	<input type="checkbox"/> 441100 Fashion-Design 1**		
<input type="checkbox"/> 220710 Spanish III	<input type="checkbox"/> 238410 Piano 1**	<input type="checkbox"/> 436100 Consumer Foods		
<input type="checkbox"/> 220715 Spanish IV	<input type="checkbox"/> 238415 Piano 3 # **	<input type="checkbox"/> 557210 Bld Trades & Const		
<input type="checkbox"/> 227516 AP Spanish Lang*	<input type="checkbox"/> 291110 Theater Arts Intro**	<input type="checkbox"/> 575110 Computer Sci Ess		
<input type="checkbox"/> 227616 AP Spanish Lit*	<input type="checkbox"/> 291210 Theater Arts 2			
<input type="checkbox"/> 222510 Span/Nat Speak I				
<input type="checkbox"/> 222515 Span/Nat Speak II				

	Alternate 1	Alternate 2	College/Career Path:	Student Signature
COUNSELOR				

* Advanced Placement/Honors

** A-G Electives

= Teacher Recommended

LODI HIGH SCHOOL COURSE SELECTION 2020-2021

NCAA

RSP: Tm A Tm B

LAST:	FIRST:	I.D.:	PARENT SIGNATURE:
-------	--------	-------	-------------------

11th GRADE COURSES ONLY

COUNSELOR NOTES (FOR OFFICE USE ONLY)

ENGLISH	MATHEMATICS	SOCIAL SCIENCE	SCIENCE	ACADEMIES
<input type="checkbox"/> 210510 English 11 CP <input type="checkbox"/> 210500 English 11 <input type="checkbox"/> 210501 English 11 Tm A <input type="checkbox"/> 210502 English 11 CP Tm B <input type="checkbox"/> 210530 English 11 Support <input type="checkbox"/> 217016 AP Eng Lang/Comp* <input type="checkbox"/> 218100 Business Comm <input type="checkbox"/> 211000 Int Read Interv-Yr 1 <input type="checkbox"/> 216300 Int Eng.Dev Interv-Yr 1 <input type="checkbox"/> 211100 Int Read Inter - Yr 2 <input type="checkbox"/> 216400 Int Eng.Dev Inter-Yr 2 <input type="checkbox"/> 213700 Eng Lang Support 1 <input type="checkbox"/> 213800 Eng Lang Support 2 ENGLISH ELECTIVES <input type="checkbox"/> 212210 Comp. Speech** <input type="checkbox"/> 282115 Jour.Adv.Yrbk***	<input type="checkbox"/> 247000 Consumer Math <input type="checkbox"/> 245700 HS Math <input type="checkbox"/> 240610 Int Math 1 CP <input type="checkbox"/> 240710 Int Math 2 CP <input type="checkbox"/> 240715 Pre-AP Int Math 2+*# <input type="checkbox"/> 240810 Int Math 3 CP <input type="checkbox"/> 240815 Pre-AP Int Math 3+*# <input type="checkbox"/> 245110 Pre-Calculus CP <input type="checkbox"/> 246510 Pers Finance CP <input type="checkbox"/> 248310 Statistics** <input type="checkbox"/> 248316 AP Statistics* <input type="checkbox"/> 248016 AP Calculus AB* <input type="checkbox"/> 248116 AP Calculus BC* MATH ELECTIVES <input type="checkbox"/> 465716 AP Comp Sci A* <input type="checkbox"/> 466110 Fnd. Of Comp Sci**	<input type="checkbox"/> 270910 US History CP <input type="checkbox"/> 270900 US History <input type="checkbox"/> 270901 US History Team A <input type="checkbox"/> 270902 US History Team B <input type="checkbox"/> 277516 AP US History* SOC SCIENCE ELECTIVES <input type="checkbox"/> 271700 Sociology/Psych CP** <input type="checkbox"/> 277616 AP Psychology* <input type="checkbox"/> 272010 Amer Law & Order** PHYSICAL ED <input type="checkbox"/> 255000 PE 2 <input type="checkbox"/> 256700 Boot Camp <input type="checkbox"/> 255100 Weight Training <input type="checkbox"/> 950000 PE Exemption	<input type="checkbox"/> 260310 Biology CP <input type="checkbox"/> 260300 Biology <input type="checkbox"/> 407210 Sust Ag Bio CP CTE <input type="checkbox"/> 260312 Biology Pre-AP* <input type="checkbox"/> 267016 AP Biology* <input type="checkbox"/> 260710 Chemistry CP # <input type="checkbox"/> 260712 Chemistry Honors* <input type="checkbox"/> 407310 Ag Soil & Chem CP <input type="checkbox"/> 407412 Ag Systems Mgmt* <input type="checkbox"/> 267116 AP Chemistry* <input type="checkbox"/> 264010 Conc Physics CP <input type="checkbox"/> 261310 Physics CP # <input type="checkbox"/> 267216 AP Physics* <input type="checkbox"/> 262310 Anatomy-Phys CP SCIENCE ELECTIVES <input type="checkbox"/> 263110 Forensics CP**	<div style="border: 1px solid black; padding: 5px; margin-bottom: 5px;"> Agriculture <input type="checkbox"/> 210541 Eng11CP-AG <input type="checkbox"/> 270941 USHistCP-AG <input type="checkbox"/> 409872 EAST <input type="checkbox"/> 407341 Ag Soil &Chem <input type="checkbox"/> 405472 Ornmtl/Hort </div> <div style="border: 1px solid black; padding: 5px; margin-bottom: 5px;"> APPLE <input type="checkbox"/> 210540 Eng11CP <input type="checkbox"/> 270940 USHistCP <input type="checkbox"/> 240740 Int Math 2 <input type="checkbox"/> 260340 Biology CP <input type="checkbox"/> 435440 Expl in Ed** </div> <div style="border: 1px solid black; padding: 5px; margin-bottom: 5px;"> AVID <input type="checkbox"/> 215800 AVID 11 # </div> <div style="border: 1px solid black; padding: 5px;"> SpEd <input type="checkbox"/> 880601 StSkills 11 A <input type="checkbox"/> 880602 StSkills 11 B </div>



Please note: Class changes will be limited. Changes will not be made for teacher, lunch, or period preference. (School Policy)
ELECTIVES CANNOT BE CHANGED AT SEMESTER. THESE ARE ALL YEAR LONG COURSES.

ELECTIVES

CAREER TECHNICAL EDUCATION

WORLD LANGUAGE**	VISUAL/PERFORMING ARTS	CAREER TECH - FACE	CAREER TECH - IND ART
<input type="checkbox"/> 220410 French I <input type="checkbox"/> 220415 French II <input type="checkbox"/> 220510 French III <input type="checkbox"/> 220515 French IV <input type="checkbox"/> 227016 AP French* <input type="checkbox"/> 220610 Spanish I <input type="checkbox"/> 220010 German I <input type="checkbox"/> 220015 German II <input type="checkbox"/> 220615 Spanish II <input type="checkbox"/> 220710 Spanish III <input type="checkbox"/> 220715 Spanish IV <input type="checkbox"/> 227516 AP Spanish Lang* <input type="checkbox"/> 227616 AP Spanish Lit* <input type="checkbox"/> 222510 Span/Nat Speak I <input type="checkbox"/> 222515 Span/Nat Speak II	<input type="checkbox"/> 285010 Art 1** <input type="checkbox"/> 285110 Art 2** <input type="checkbox"/> 285215 Art 3** <input type="checkbox"/> 285316 AP Art 2D <input type="checkbox"/> 280010 Ceramics 1 ** <input type="checkbox"/> 280015 Ceramics 3** <input type="checkbox"/> 280510 Photo 1** <input type="checkbox"/> 280515 Photo 3** <input type="checkbox"/> 285510 Graphic Design 1** <input type="checkbox"/> 285515 Graphic Design 3 <input type="checkbox"/> 290210 Oral Interp.** <input type="checkbox"/> 238410 Piano 1** <input type="checkbox"/> 238415 Piano 3 # ** <input type="checkbox"/> 291110 Theater Arts Intro** <input type="checkbox"/> 291210 Theater Arts 2 <input type="checkbox"/> 230410 Choir 1	<input type="checkbox"/> 230510 Choir 2** <input type="checkbox"/> 230515 Choir 3** # <input type="checkbox"/> 230310 Orchestra** <input type="checkbox"/> 238610 Symphonic Band** <input type="checkbox"/> 238010 Band 1** <input type="checkbox"/> 230110 Jazz Ensemble** # AGRICULTURE <input type="checkbox"/> 403000 Ag Mechanics <input type="checkbox"/> 403080 Ag Mechanics Adv <input type="checkbox"/> 404672 Ag Welding <input type="checkbox"/> 405575 Art&Hist of Floral** <input type="checkbox"/> 405472 Ornmt Horticulture <input type="checkbox"/> 407500 Ag Leadership <input type="checkbox"/> 409872 EAST <input type="checkbox"/> 405710 Adv Floral Design	<input type="checkbox"/> 435800 LifeMngt II <input type="checkbox"/> 436100 Cons Foods <input type="checkbox"/> 447100 Food Science <input type="checkbox"/> 441100 Fashion Dsgn 1** <input type="checkbox"/> 441180 Fashion Dsgn 3 <input type="checkbox"/> 565200 Auto Mechanics 1 <input type="checkbox"/> 565280 Auto Mechanics 3 <input type="checkbox"/> 590570 Diesel Tech <input type="checkbox"/> 557310 Intro to Eng Des** <input type="checkbox"/> 557510 Arch & Civil Eng ** <input type="checkbox"/> 570780 Drafting Adv <input type="checkbox"/> 570380 Adv. Arch Design <input type="checkbox"/> 553100 Woodworking 1 <input type="checkbox"/> 553180 Woodworking 3 <input type="checkbox"/> 557210 Bld Trades & Const
		<input type="checkbox"/> 565570 (LHS) Auto Services <input type="checkbox"/> 584770 (LTA) Admin of Justice <input type="checkbox"/> 440170 (BCHS) Careers in Education <input type="checkbox"/> 440070 (LTA) Careers with Children <input type="checkbox"/> 575270 (LTA) Comp Program/Dsgn <input type="checkbox"/> 555870 (LTA) Computer Repair	<input type="checkbox"/> 442070 (MHS) Culinary Arts <input type="checkbox"/> 423070 (LTA) Intro Careers in Dentistry <input type="checkbox"/> 590670 (LTA) Entrepreneurship <input type="checkbox"/> 590370 (LTA) Careers Hotel/Rest/Tour <input type="checkbox"/> 461570 (LTA) Business Occup & Cert. <input type="checkbox"/> 575070 (LTA) Web/Game Design
COUNSELOR: Student Signature:		Alternate 1: College/Career Path:	

* Advanced Placement/Honors

** A-G Electives

= Teacher Recommended

LODI HIGH SCHOOL COURSE SELECTION 2020-2021

NCAA

RSP: Tm A Tm B

LAST:	FIRST:	I.D.:	PARENT SIGNATURE:	
--------------	---------------	--------------	--------------------------	--

12th GRADE COURSES ONLY				COUNSELOR NOTES (FOR OFFICE USE ONLY)	
ENGLISH <input type="checkbox"/> 210810 English 12 CP <input type="checkbox"/> 210800 English 12 <input type="checkbox"/> 210801 English 12 CP Tm A <input type="checkbox"/> 210802 English 12 CP Tm B <input type="checkbox"/> 210830 English 12 Support <input type="checkbox"/> 217410 CSU Exp R&W <input type="checkbox"/> 218100 Business Comm <input type="checkbox"/> 217116 AP English Lit/Comp* <input type="checkbox"/> 211000 Int Read Inter-Yr 1 <input type="checkbox"/> 216300 Int Eng.Dev -Yr 1 <input type="checkbox"/> 211100 Int Read Inter - Yr 2 <input type="checkbox"/> 216400 Int Eng.Dev Inter-Yr 2 <input type="checkbox"/> 213700 Eng Lang Support 1 <input type="checkbox"/> 213800 Eng Lang Support 2 ENGLISH ELECTIVES <input type="checkbox"/> 212210 Speech Comp.** <input type="checkbox"/> 282115 Jour.Adv.Yrbk**#	MATHEMATICS <input type="checkbox"/> 247000 Consumer Math <input type="checkbox"/> 245700 HS Math <input type="checkbox"/> 240610 Int Math 1 CP <input type="checkbox"/> 240710 Int Math 2 CP <input type="checkbox"/> 240715 Pre-AP Int Math 2+*# <input type="checkbox"/> 240810 Int Math 3 CP <input type="checkbox"/> 240815 Pre-AP Int Math 3+*# <input type="checkbox"/> 245110 Pre-Calculus <input type="checkbox"/> 246510 Pers Finance CP <input type="checkbox"/> 248310 Statistics** <input type="checkbox"/> 248316 AP Statistics* <input type="checkbox"/> 248016 AP Calculus AB* <input type="checkbox"/> 248116 AP Calculus BC* MATH ELECTIVES <input type="checkbox"/> 465716 AP Comp Sci A* <input type="checkbox"/> 466110 Fnd. Of Comp Sci**	SOCIAL SCIENCE <input type="checkbox"/> 279100 Gov/EconCP <input type="checkbox"/> 279000 Gov/Econ <input type="checkbox"/> 279300 AP Gov/Econ* <input type="checkbox"/> 279600 Gov/Econ Tm A/B SOCIAL SCIENCE ELECTIVES <input type="checkbox"/> 271700 Sociology/Psych CP** <input type="checkbox"/> 277616 AP Psychology* <input type="checkbox"/> 272010 Amer Law & Order** PHYSICAL ED <input type="checkbox"/> 255000 PE 2 <input type="checkbox"/> 256700 Boot Camp <input type="checkbox"/> 255100 Weight Training <input type="checkbox"/> 950000 PE Exemption	SCIENCE <input type="checkbox"/> 260310 Biology CP <input type="checkbox"/> 260300 Biology <input type="checkbox"/> 407210 Sust Ag Bio CP CTE <input type="checkbox"/> 260312 Biology Pre-AP* <input type="checkbox"/> 267016 AP Biology* <input type="checkbox"/> 260710 Chemistry CP # <input type="checkbox"/> 260712 Chemistry Honors* <input type="checkbox"/> 407310 Ag Soil & Chem CP <input type="checkbox"/> 407412 Ag Systems Mgmt* <input type="checkbox"/> 267116 AP Chemistry* <input type="checkbox"/> 264010 Conc Physics CP <input type="checkbox"/> 261310 Physics CP # <input type="checkbox"/> 267216 AP Physics* <input type="checkbox"/> 262310 Anatomy-Phys CP <input type="checkbox"/> 265216 AP Enviro Sci* SCIENCE ELECTIVES <input type="checkbox"/> 263110 Forensics CP**	ACADEMIES <div style="border: 1px solid black; padding: 5px; margin-bottom: 5px;"> Agriculture <input type="checkbox"/> 279541 Gov/Econ CP AGELEC Ag Elective </div> <div style="border: 1px solid black; padding: 5px; margin-bottom: 5px;"> APPLE <input type="checkbox"/> 210840 Eng 12 CP <input type="checkbox"/> 279440 Gov/EconCP <input type="checkbox"/> 839740 Apple Tutor <input type="checkbox"/> 285540 Graphic Dsgn </div> <div style="border: 1px solid black; padding: 5px; margin-bottom: 5px;"> AVID <input type="checkbox"/> 215900 AVID 12 # </div> <div style="border: 1px solid black; padding: 5px;"> SpEd <input type="checkbox"/> 880702 StSkills 12 B </div>	

Please note: Class changes will be limited. Changes will not be made for teacher, lunch, or period preference. (School Policy)
ELECTIVES CANNOT BE CHANGED AT SEMESTER. THESE ARE ALL YEAR LONG COURSES.

ELECTIVES			CAREER TECHNICAL EDUCATION	
WORLD LANGUAGE** <input type="checkbox"/> 220410 French I <input type="checkbox"/> 220415 French II <input type="checkbox"/> 220510 French III <input type="checkbox"/> 220515 French IV <input type="checkbox"/> 227016 AP French* <input type="checkbox"/> 220010 German I <input type="checkbox"/> 220015 German II <input type="checkbox"/> 220610 Spanish I <input type="checkbox"/> 220615 Spanish II <input type="checkbox"/> 220710 Spanish III <input type="checkbox"/> 220715 Spanish IV <input type="checkbox"/> 227516 AP Spanish Lang* <input type="checkbox"/> 227616 AP Spanish Lit* <input type="checkbox"/> 222510 Span/Nat Speak I <input type="checkbox"/> 222515 Span/Nat Speak II	VISUAL/PERFORMING ARTS <input type="checkbox"/> 285010 Art 1** <input type="checkbox"/> 285110 Art 2** <input type="checkbox"/> 285215 Art 3** <input type="checkbox"/> 285316 AP Art 2D <input type="checkbox"/> 280010 Ceramics 1 ** <input type="checkbox"/> 280015 Ceramics 3** <input type="checkbox"/> 280510 Photo 1** <input type="checkbox"/> 280515 Photo 3** <input type="checkbox"/> 285510 Graphic Design 1** <input type="checkbox"/> 285515 Graphic Design 3 <input type="checkbox"/> 290210 Oral Interp.** <input type="checkbox"/> 238410 Piano 1** <input type="checkbox"/> 238415 Piano 3 # ** <input type="checkbox"/> 291110 Theater Arts Intro** <input type="checkbox"/> 291210 Theater Arts 2 <input type="checkbox"/> 230410 Choir 1 <input type="checkbox"/> 230510 Choir 2** <input type="checkbox"/> 230515 Choir 3** #	<input type="checkbox"/> 230310 Orchestra** <input type="checkbox"/> 238610 Symphonic Band** <input type="checkbox"/> 238010 Band 1** <input type="checkbox"/> 230110 Jazz Ensemble** # CAREER TECH - IND ARTS <input type="checkbox"/> 565200 Auto Mechanics 1 <input type="checkbox"/> 565280 Auto Mechanics 3 <input type="checkbox"/> 590570 Diesel Tech <input type="checkbox"/> 557310 Intro to Eng Des** <input type="checkbox"/> 557510 Arch & Civil Eng ** <input type="checkbox"/> 570780 Drafting Adv <input type="checkbox"/> 570300 Adv. Arch Design <input type="checkbox"/> 553100 Woodworking 1 <input type="checkbox"/> 553180 Woodworking 3 <input type="checkbox"/> 557210 Bld Trades & Const <input type="checkbox"/> 575110 Computer Sci Ess	AGRICULTURE <input type="checkbox"/> 403000 Ag Mechanics <input type="checkbox"/> 403080 Ag Mechanics Adv <input type="checkbox"/> 404672 Ag Welding <input type="checkbox"/> 405575 Art&Hist of Floral** <input type="checkbox"/> 405710 Adv Floral Design <input type="checkbox"/> 405472 Ornmt Horticulture <input type="checkbox"/> 407500 Ag Leadership <input type="checkbox"/> 409872 EAST CAREER TECH - FACE <input type="checkbox"/> 435800 LifeMngt II <input type="checkbox"/> 436100 Cons Foods <input type="checkbox"/> 436180 Adv Cons Foods <input type="checkbox"/> 447100 Food Science <input type="checkbox"/> 441100 Fashion Dsgn 1** <input type="checkbox"/> 441180 Fashion Dsgn 3	<input type="checkbox"/> 565570 (LHS) Auto Services <input type="checkbox"/> 565570 (LHS) Auto Services <input type="checkbox"/> 440170 (BCHS) Careers in Education <input type="checkbox"/> 440070 (LTA) Careers with Children <input type="checkbox"/> 575270 (LTA) Comp Program/Dsgn <input type="checkbox"/> 555870 (LTA) Computer Repair <input type="checkbox"/> 442070 (MHS) Culinary Arts <input type="checkbox"/> 423472 (LTA) Dental Assistant <input type="checkbox"/> 423070 (LTA) Intro Careers in Dentistry <input type="checkbox"/> 590670 (LTA) Entrepreneurship <input type="checkbox"/> 590370 (LTA) Careers Hotel/Rest/Tour <input type="checkbox"/> 424270 (LTA) Medical Assistant <input type="checkbox"/> 461570 (LTA) Business Occup & Cert. <input type="checkbox"/> 575070 (LTA) Web/Game Design <input type="checkbox"/> 584770 (LTA) Admin of Justice <input type="checkbox"/> 583370 (LTA) Fire Science

COUNSELOR	Alternate 1:	Alternate 2:	College/Career Path:
------------------	--------------	--------------	----------------------

* Advanced Placement/Honors

** A-G Electives

= Teacher Recommended



PHYSICAL EDUCATION EXEMPTIONS

Student Name: _____ **Student ID** _____

Address: _____

Parent Name: _____ **Phone:** _____

Advisor/Teacher: _____ **Grade:** _____ **Year of Graduation** _____

Board Policy 6142.7 – The Board of Education of a school district may grant exemptions to students from courses in physical education if the student consents to such an exemption. (Education Code sections 51241, 51242, and 51246)

Physical Education Exemptions:

____ **Temporary:** "The governing board of a school district or the office of the county superintendent of schools of a county may grant temporary exemption to a pupil from courses in physical education, if the pupil is one of the following: ____ (1) ill or injured and a modified program to meet the needs of the pupil cannot be provided or ____ (2) Enrolled for one-half, or less, of the work normally required of full-time pupils." (EC Section 51241[a][1][2])

____ **Two-Year:** "The governing board of a school district or the office of the county superintendent of schools of a county, with the consent of a pupil, may grant a pupil an exemption from courses in physical education for two years any time during grades ten to twelve, inclusive, if the pupil has met satisfactorily any five of the six standards of the physical performance test administered in grade nine pursuant to Section 60800." (Please Note: Students must pass 9th grade PE to apply for this exemption.)

(EC Section 51241[b][1]) If after completing this request the pupil has not met the 5/6 standards or received a passing grade in PE, they will be reenrolled in PE

9th Grade CA Physical Fitness Test Score: _____

____ **Permanent:** "The governing board of a school district or designee may grant exemption from courses in physical education if the pupil complies with any one of the following ____ (1) Is sixteen years of age or older and has been enrolled in the 10th grade for one academic year or longer. ____ (2) is enrolled as a postgraduate pupil. ____ (3) is enrolled in a juvenile home, ranch, camp, or forestry camp school where pupils are scheduled for recreation and exercise pursuant to the requirements of Section 4346 of title 15 of the California Code of Regulations." (EC Section 51241[c][1][2][3]). (Please note: This exemption does not apply to students needing PE for credit recovery.)

Student's explanation for exemption request:

Student Signature: _____ **Date** _____

____ **APPROVED** – Above student meets qualifications for exemption. Evidence of qualification is attached.

____ **DENIED** – Reason _____

Counselor's Signature: _____ **Date:** _____

Date of Approval: _____