




Year 1 Home Learning Topic: Spring

Whilst you are at home please complete these activities to help you continue your learning.

<p><u>Writing-</u> Write an acrostic Spring poem, it could be about a chick, lamb or Spring.</p>  <p>Remember Full stops, capital letters and neat presentation. Remember to sit at the table correctly, holding the pencil comfortably. Remember to form lower case letters correctly.</p>	<p><u>Science</u> Grow your own sunflower at home Remember: Write questions about how a sunflower grows or what you will need for a sunflower to grow. Predict what you think will happen. Observe and describe how the sunflower grows. Draw pictures of how the sunflower grows and changes over time. Label your pictures.</p>	<p><u>Physical Activity</u> Continue being active in the garden and going for walks. Record what you notice on your walk, thinking about Spring. You might be able to create a tally chart of what you spot. See how many star jumps or sit ups you can do in a minute. Remember: Exercise is important to stay healthy.</p>
<p><u>Maths- Measure</u> Measure your plants in the garden and/or around your home. Record these and compare using the language longer/ shorter/ longest/ shortest. Remember: Measure accurately Using Lego bricks, penny or Pasta. Then measure accurately in cm. Compare and order lengths in ascending order. Can you find an object that is double the length of the shortest plant and half the length of the longest plant?</p> 	<p><u>Writing</u> Write instructions about how to grow a sunflower and how to look after it. Remember: Use the words first, next, then and finally to help order your sentences in the right order. Use adjectives to expand your sentences. Check your capital letters, full stops and spellings.</p>	<p><u>Art</u> Create your own spring flower painting in the style of Van Gogh. Remember: Think carefully about the spring flowers you would like to include. Use realistic colours.</p> 
<p><u>Reading</u> Read Spring non-fiction books to a grown up. Can you find the contents page or the Glossary? Remember: Look for key facts in the book. Discuss how a non-fiction book is different to a fiction book.</p>	<p><u>Maths</u> Have a go at some White Rose maths using their online resources and videos: http://t.co/eejMHB2Wn1?amp=1&ssr=true Count in 2's, 5's and 10's Write the numbers 1-20 in words and numerals. Remember: To look for repeating patterns in your counting in 2's, 5's and 10's.</p>	<p><u>Reading</u> <u>Continue to read daily to a grown up.</u> Think about the events in the story and discuss if you have experienced any similar experiences. Remember: Practice reading common exception words Practice your phonic sounds you can use www.phonicsplay.co.uk for some fun phonic games.</p>

Learning links:

www.lightbot.com
www.ictgames.com
www.oxfordowl.co.uk
www.bbc.co.uk/bitesize (Click on KS1/Foundation), Research Spring and growing)
www.twinkl.co.uk (Research spring and seasons)
www.Kids.NationalGeographic.com
www.CoolMath.com (a range of games across a range of ages and so do select carefully)
www.phonicsplay.co.uk (for some fun phonics games)

Physical activities:

Dino Stomp:
<https://www.youtube.com/watch?v=lmhi98dHa5w>
Bring Sally up:
<https://www.youtube.com/watch?v=bql6slU2A7k&t=30s>
Jumpstart Johnny:
<https://www.jumpstartjonny.co.uk/free-stuff>
Origami
[\(https://www.easypeasyandfun.com/easy-origami-for-kids/\)](https://www.easypeasyandfun.com/easy-origami-for-kids/)

Try Go Noodle:

https://www.youtube.com/results?sp=mAEB&search_query=go+noodle+s+for+kids



