





March 30 - April 3 Special Education Weekly Choice Learning Board

<p>Social Emotional</p>	<p>Playdough</p> <p>With Playdough, make faces with different emotions (happy, sad, mad and frustrated)</p>	<p>Expressions</p> <p>Make funny faces in the mirror and see if you can imitate your family members. Take turns ~ Stick out your tongue ~ Make a sad, mad, tired and surprised face</p>	<p>Music</p> <p>Listen to music about feelings.</p> 	<p>Family Mindfulness Activity</p> <p>Check out the “Family Mindfulness Schedule” and select an activity to do and practice the same routine throughout the week.</p>
<p>Speech/Language Supports:</p>	<p>These activities support your child’s IEP speech/language goals and objectives by helping them identify and label their feelings.</p>			
<p>Speech/Language Extension:</p>	<p>-When you make a face, have your child imitate or guess which feeling you are representing. -During the music task, model and have your child make faces that match the feelings represented in the songs.</p>			
<p>Math</p>	<p>Following Directions with Rover!</p> 	<p>Identify Numbers!</p> <p>Number Hunt!</p> <p>0 1 2 3 4 5 6 7 8 9 10</p>	<p>Let’s Count!</p> <p>Count your favorite toys!</p>  <p>1 2 3 4 5</p>	<p>Match socks from the laundry!</p> 
<p>Speech/Language Supports:</p>	<p>These activities support your child’s IEP speech/language goals and objectives by following directions; identifying color names and numbers; understanding concepts such as “fast” and “slow”; and sorting by category.</p>			

<p>Speech/Language Extension:</p>	<p>-Have your child sort the socks by color and discuss color names and which pile has “more” or “less.” -If your child does well with one direction, ask them to follow a series of two directions, and so on.</p>			
<p>Language Arts</p>	<p>Telling a Story</p> <p>Have your child draw a family picture. When finished, encourage them to describe what is happening in their artwork. If they tell you something that’s not in their picture, encourage them to add it in.</p>	<p>Identifying Letters</p> <p>Rainbow Writing- Have your child trace the letters in their name with different colors and identify the letters as they write.</p>	<p>Answer Story Questions</p> <p>Read a story- After reading a story ask simple questions: “Where did the character go or what did they do?”</p>	<p>Developing Vocabulary</p> <p>Bedroom Scavenger Hunt</p>
<p>Speech/Language Supports:</p>	<p>These activities support your child’s IEP speech/language goals and objectives by increasing utterance length; identifying and labeling nouns and descriptive words; and answering “Wh” questions.</p>			
<p>Speech/Language Extension:</p>	<p>-When your child answers a question about a story, extend their answer by adding more details to it. For example, Parent: What is this? Child: “Apple” Parent: “Yes, that is a red apple. Yum.” -During the scavenger hunt, practice concepts such as “on,” “under,” “next to,” “up,” and “down.”</p>			