

## Reading Fiction — Grade 5

Each day of the week you should read for at least 60 minutes and journal about your thinking. Remember to think about your reading as you read. Don't just read and forget. The fiction goals a 5th grader should be working on are; Writing a summary, analyzing parts of a narrative, analyzing author's craft technique, analyzing multiple themes and comparing and contrasting themes. Working on these goals will prepare you for 6th grade and beyond.

1. Study the daily reading goal. This is what you are thinking about as you read.
2. Read 1 chapter of your book. Look for your reading goal in the chapter.
3. Stop and journal. Answer the daily journal questions.
4. Keep reading for the remainder of the hour or longer if you want.



## Reading — Analyze Parts of an Narrative Text—Tuesday

**Directions—** Read a chapter of your book. Identify the different parts of the text. (Setting, Character, Main Idea, Problem, Rising action, Climax and Resolution). Then choose one part and explain how it supports the main idea. Identify a craft the author used to help support that idea.

### Identify the Parts of an Narrative Text

**Analyze the parts of the text. Write a short sentence explaining what each part is about.**

Setting \_\_\_\_\_

Main Character and Supporting character \_\_\_\_\_

Main Idea \_\_\_\_\_

Problem \_\_\_\_\_

Rising action \_\_\_\_\_

Climax \_\_\_\_\_

Resolution \_\_\_\_\_

### Analyze Part of the Narrative Text

**Choose one part and explain how it supports the main idea of the chapter.**

---

---

---

---

---

---

---

---

---

---







## Some Common Themes

### Family

I see a pattern of family relationship.  
I learn lessons on how family relates.

### Determination

I see a pattern of people persevering  
I learn lessons on why persevering is important.

### Identity

I see a pattern of people learning who they are.  
I learn lesson on how people  
figure out who they are

### Bravery

I see a pattern of people acting brave.  
I learn lessons on why bravery is important.

### Friendship

I see a pattern of friendships.  
I learn lessons on how friends relate.

### Hard Work

I see a pattern of characters working hard..  
I learn lessons on why hard work is important.

### Death

I see a pattern of death.  
I learn lessons on how death affects us.

### Kindness

I see a pattern of characters acting kind.  
I learn lessons on why kindness is important.

### Taking a Stand

I see a pattern of standing up for what is right.  
I learn lessons on why we need to stand up for  
what is right.

### Growing Up

I see a pattern of characters growing up.  
I learn lessons about growing up.

### Cooperation

I see a pattern of people working together  
to solve problems.  
I learn lessons on working together.

### Suffering

I see a pattern of suffering.  
I learn lessons on how suffering affects us.

### Jealousy

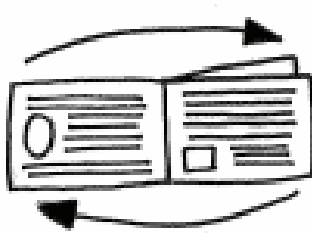









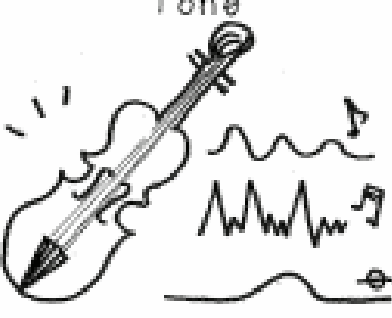
I see a pattern of people acting jealous.  
I learn lessons how jealousy affects us.

### Anger

I see a pattern of characters getting angry.  
I learn lessons on how anger affects us.

Some Author's Craft Techniques

# Narrative Writers Use Techniques Such As...

<p>Flashback &amp; flashforward</p> 	<p>Multiple plot lines</p> 	<p>Inner thinking</p> 
<p>Dialogue</p> 	<p>Revealing actions</p> 	<p>Multiple points of view</p> 
<p>1<sup>st</sup> person narrator</p> 	<p>Reader knows MORE than the character</p> 	<p>Description</p> 
<p>Metaphor</p> 	<p>Tone</p> 	<p>Symbolism</p> 