

Springtime Tree Walk


Hello Kindergarten!

We have been studying the parts of trees in class and how trees change in the different seasons! So far, we have studied a Fall tree and a Winter tree. We have now moved into Spring! For this activity, go outside and take a look at the trees in your neighborhood. Ask your child to observe:

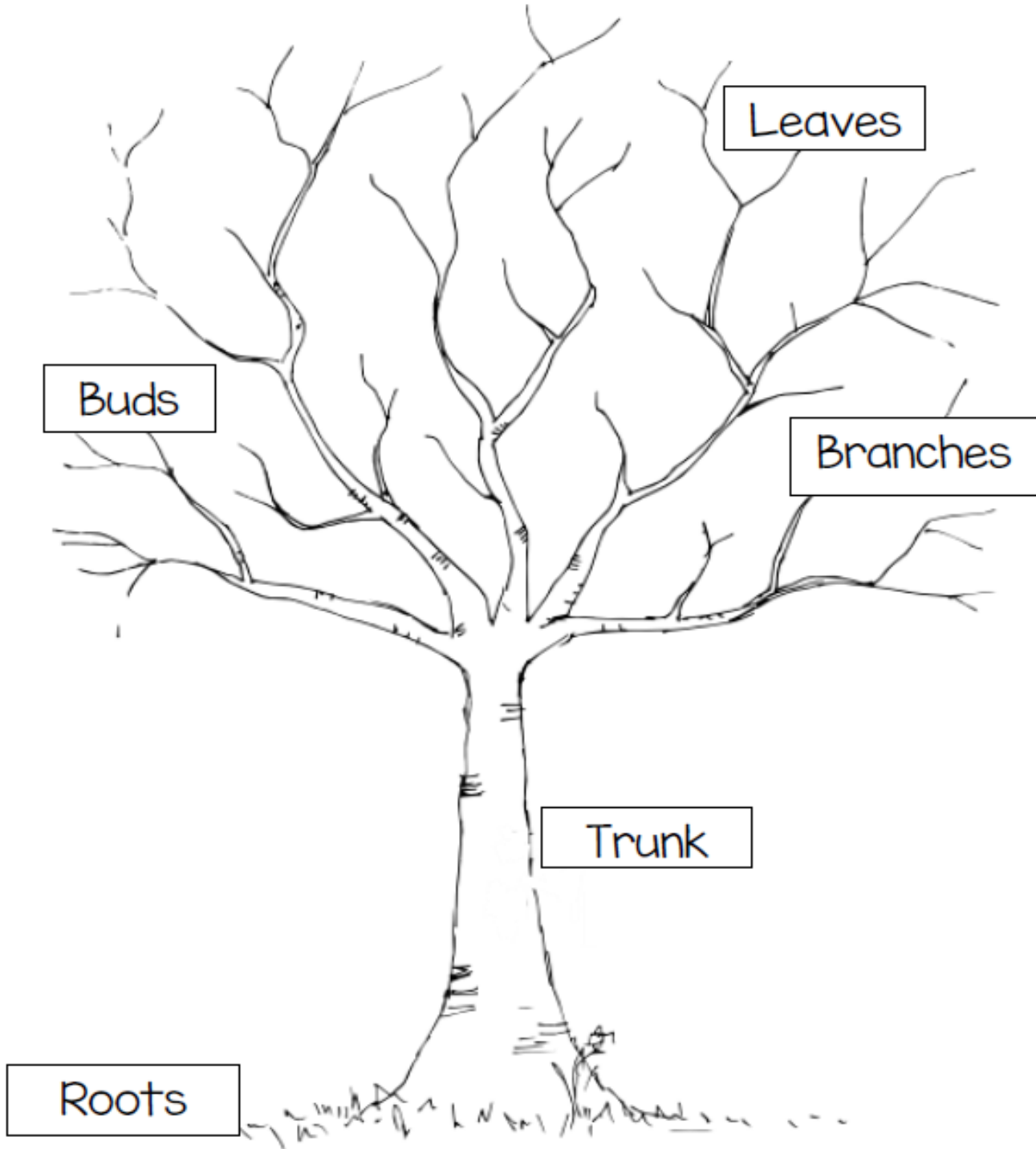
- How does the spring tree look?
- How is that different from a winter tree?
- How is it different from a fall tree?
- Label the parts of the tree while you are out on your walk.
 - Trunk
 - Branch
 - Leaves
 - Roots
- Look at the new things on the tree:
 - Buds
 - Flowers

When you are done with your nature walk, go home and draw your favorite spring tree you saw.

Be sure to do your best work, scientists!




Scientists, label the parts of the tree below.
 Did you see buds on your tree? Make sure to
 draw some on the tree.



Buds	Trunk	Branches
Roots	Leaves	

Scientists, label the parts of the tree below.
Did you see buds on your tree? Make sure to
draw some on the tree.



Buds	Trunk	Branches
Roots	Leaves	