
To: Dr. Marla M. Guerra, Superintendent
South Texas ISD Board of Directors

From: Jeff Hembree, Deputy Superintendent

Date: August 17, 2017

RE: 2017 State Accountability Report

The Texas Education Agency released the 2017 State Accountability Reports, with the Distinctions, on August 15, 2017. The state accountability system is based upon the State of Texas Assessments of Academic Readiness (STAAR) examinations and the complex rating system developed by the state. This is the fifth and last year of this version of the state accountability system. The district and campus reports are on the following pages.

South Texas ISD and every campus received the highest accountability rating available, "Met Standard". The district received the only "Distinction Designation" available at the district level; Post-Secondary Readiness. STISD earned this distinction for the fourth consecutive year, which is every year it has been part of the state accountability system.

All six STISD campuses received the maximum number of distinction designations available.

We are proud of our students, parents, teachers, and all faculty members. The high level of student performance reflected in these reports demonstrates their hard work while focusing on the life goals of each student.

Thank you.

TEXAS EDUCATION AGENCY

2017 Accountability Summary

SOUTH TEXAS ISD (031916)

Accountability Rating

Met Standard

Met Standards on

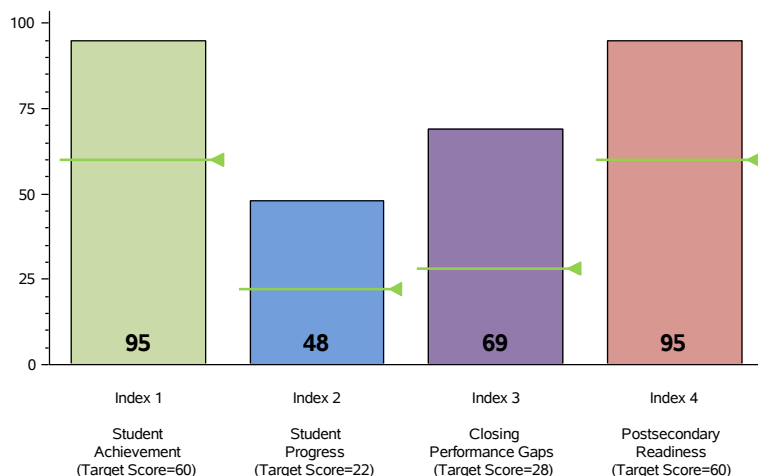
- Student Achievement
- Student Progress
- Closing Performance Gaps
- Postsecondary Readiness

Did Not Meet Standards on

- NONE

In 2017, to receive a Met Standard or Met Alternative Standard rating, districts and campuses must meet targets on three indexes: Index 1 **or** Index 2 **and** Index 3 **and** Index 4.

Performance Index Report



Distinction Designation



Postsecondary Readiness

Percent of Eligible Measures in Top Quartile
34 out of 38 = 89%

DISTINCTION EARNED

Performance Index Summary

Index	Points Earned	Maximum Points	Index Score
1 - Student Achievement	6,422	6,788	95
2 - Student Progress	581	1,200	48
3 - Closing Performance Gaps	2,077	3,000	69
4 - Postsecondary Readiness			
STAAR Score	20.6		
Graduation Rate Score	24.9		
Graduation Plan Score	24.5		
Postsecondary Component Score	25.0		95

System Safeguards

Number and Percentage of Indicators Met	
Performance Rates	32 out of 33 = 97%
Participation Rates	14 out of 14 = 100%
Graduation Rates	5 out of 5 = 100%
Met Federal Limits on Alternative Assessments	1 out of 1 = 100%
Total	52 out of 53 = 98%

For further information about this report, please see the Performance Reporting website at <https://rptsvr1.tea.texas.gov/perfreport/account/2017/index.html>

TEXAS EDUCATION AGENCY

2017 Accountability Summary

SOUTH TEXAS BUSINESS EDUCATION & T (031916001) - SOUTH TEXAS ISD

Accountability Rating

Met Standard

Met Standards on

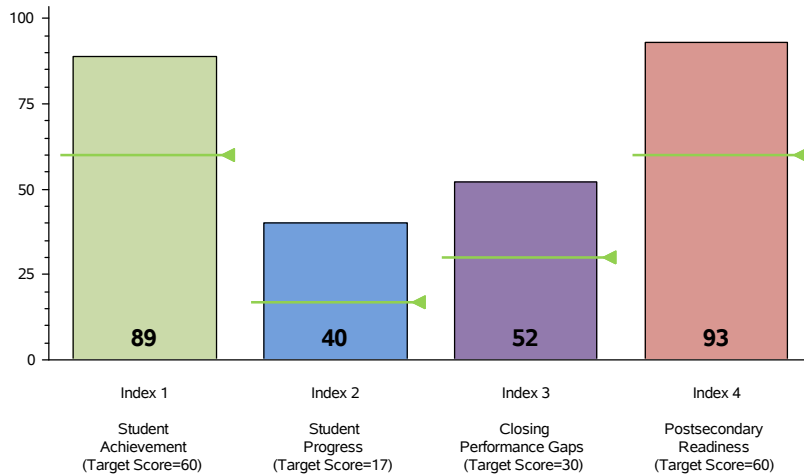
- Student Achievement
- Student Progress
- Closing Performance Gaps
- Postsecondary Readiness

Did Not Meet Standards on

- NONE

In 2017, to receive a Met Standard or Met Alternative Standard rating, districts and campuses must meet targets on three indexes: Index 1 **or** Index 2 **and** Index 3 **and** Index 4.

Performance Index Report



Performance Index Summary

Index	Points Earned	Maximum Points	Index Score
1 - Student Achievement	645	725	89
2 - Student Progress	161	400	40
3 - Closing Performance Gaps	419	800	52
4 - Postsecondary Readiness			
STAAR Score	18.4		
Graduation Rate Score	25.0		
Graduation Plan Score	24.4		
Postsecondary Component Score	25.0		93

Distinction Designation



Academic Achievement in ELA/Reading

DISTINCTION EARNED

Academic Achievement in Mathematics

DISTINCTION EARNED

Academic Achievement in Science

DISTINCTION EARNED

Academic Achievement in Social Studies

DISTINCTION EARNED

Top 25 Percent Student Progress

DISTINCTION EARNED

Top 25 Percent Closing Performance Gaps

DISTINCTION EARNED

Postsecondary Readiness

DISTINCTION EARNED

Campus Demographics

Campus Type	High School
Campus Size	634 Students
Grade Span	09 - 12
Percent Economically Disadvantaged	60.6
Percent English Language Learners	5.8
Mobility Rate	9.8
Percent Served by Special Education	5.0
Percent Enrolled in an Early College High School Program	0.0

System Safeguards

Number and Percentage of Indicators Met

Performance Rates	13 out of 14 = 93%
Participation Rates	7 out of 8 = 88%
Graduation Rates	3 out of 3 = 100%
Total	23 out of 25 = 92%

For further information about this report, please see the Performance Reporting website at <https://rptsvr1.tea.texas.gov/perfreport/account/2017/index.html>

TEXAS EDUCATION AGENCY

2017 Accountability Summary

SOUTH TEXAS ACADEMY FOR MEDICAL PR (031916003) - SOUTH TEXAS ISD

Accountability Rating

Met Standard

Met Standards on

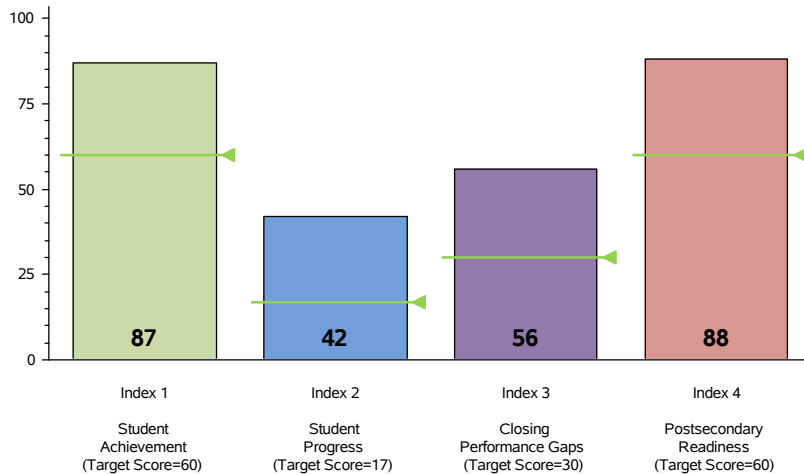
- Student Achievement
- Student Progress
- Closing Performance Gaps
- Postsecondary Readiness

Did Not Meet Standards on

- NONE

In 2017, to receive a Met Standard or Met Alternative Standard rating, districts and campuses must meet targets on three indexes: Index 1 **or** Index 2 **and** Index 3 **and** Index 4.

Performance Index Report



Performance Index Summary

Index	Points Earned	Maximum Points	Index Score
1 - Student Achievement	887	1,023	87
2 - Student Progress	167	400	42
3 - Closing Performance Gaps	450	800	56
4 - Postsecondary Readiness			
STAAR Score	16.6		
Graduation Rate Score	25.0		
Graduation Plan Score	21.7		
Postsecondary Component Score	25.0		88

Distinction Designation



Academic Achievement in ELA/Reading

DISTINCTION EARNED

Academic Achievement in Mathematics

DISTINCTION EARNED

Academic Achievement in Science

DISTINCTION EARNED

Academic Achievement in Social Studies

DISTINCTION EARNED

Top 25 Percent Student Progress

DISTINCTION EARNED

Top 25 Percent Closing Performance Gaps

DISTINCTION EARNED

Postsecondary Readiness

DISTINCTION EARNED

Campus Demographics

Campus Type	High School
Campus Size	754 Students
Grade Span	09 - 12
Percent Economically Disadvantaged	74.4
Percent English Language Learners	2.5
Mobility Rate	15.9
Percent Served by Special Education	1.5
Percent Enrolled in an Early College High School Program	0.0

System Safeguards

Number and Percentage of Indicators Met

Performance Rates	12 out of 12 = 100%
Participation Rates	7 out of 7 = 100%
Graduation Rates	3 out of 3 = 100%
Total	22 out of 22 = 100%

For further information about this report, please see the Performance Reporting website at <https://rptsvr1.tea.texas.gov/perfreport/account/2017/index.html>

TEXAS EDUCATION AGENCY 2017 Accountability Summary

SOUTH TEXAS H S FOR HEALTH PROFESS (031916004) - SOUTH TEXAS ISD

Accountability Rating

Met Standard

Met Standards on

- Student Achievement
- Student Progress
- Closing Performance Gaps
- Postsecondary Readiness

Did Not Meet Standards on

- NONE

In 2017, to receive a Met Standard or Met Alternative Standard rating, districts and campuses must meet targets on three indexes: Index 1 **or** Index 2 **and** Index 3 **and** Index 4.

Distinction Designation



Academic Achievement in ELA/Reading

DISTINCTION EARNED

Academic Achievement in Mathematics

DISTINCTION EARNED

Academic Achievement in Science

DISTINCTION EARNED

Academic Achievement in Social Studies

DISTINCTION EARNED

Top 25 Percent Student Progress

DISTINCTION EARNED

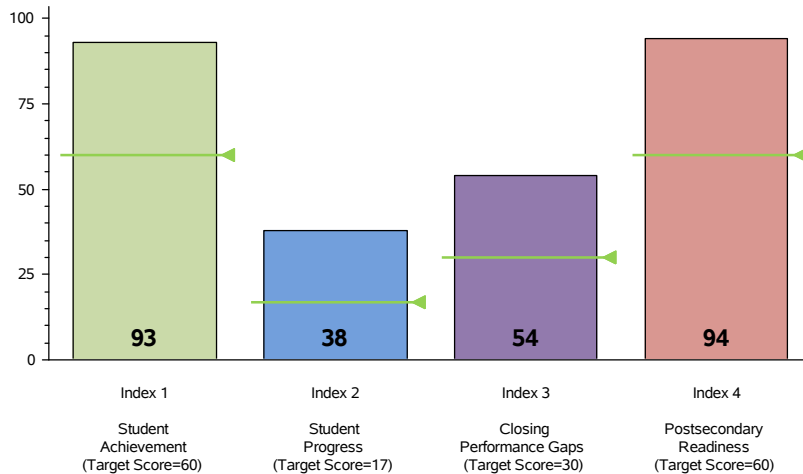
Top 25 Percent Closing Performance Gaps

DISTINCTION EARNED

Postsecondary Readiness

DISTINCTION EARNED

Performance Index Report



Performance Index Summary

Index	Points Earned	Maximum Points	Index Score
1 - Student Achievement	670	718	93
2 - Student Progress	229	600	38
3 - Closing Performance Gaps	430	800	54
4 - Postsecondary Readiness			
STAAR Score	19.0		
Graduation Rate Score	25.0		
Graduation Plan Score	24.9		
Postsecondary Component Score	25.0		94

Campus Demographics

Campus Type	High School
Campus Size	710 Students
Grade Span	09 - 12
Percent Economically Disadvantaged	56.9
Percent English Language Learners	1.5
Mobility Rate	5.7
Percent Served by Special Education	1.8
Percent Enrolled in an Early College High School Program	0.0

System Safeguards

Number and Percentage of Indicators Met

Performance Rates	14 out of 14 = 100%
Participation Rates	7 out of 7 = 100%
Graduation Rates	4 out of 4 = 100%
Total	25 out of 25 = 100%

For further information about this report, please see the Performance Reporting website at <https://rptsvr1.tea.texas.gov/perfreport/account/2017/index.html>

TEXAS EDUCATION AGENCY 2017 Accountability Summary

THE SCIENCE ACADEMY OF SOUTH TEXAS (031916005) - SOUTH TEXAS ISD

Accountability Rating

Met Standard

Met Standards on

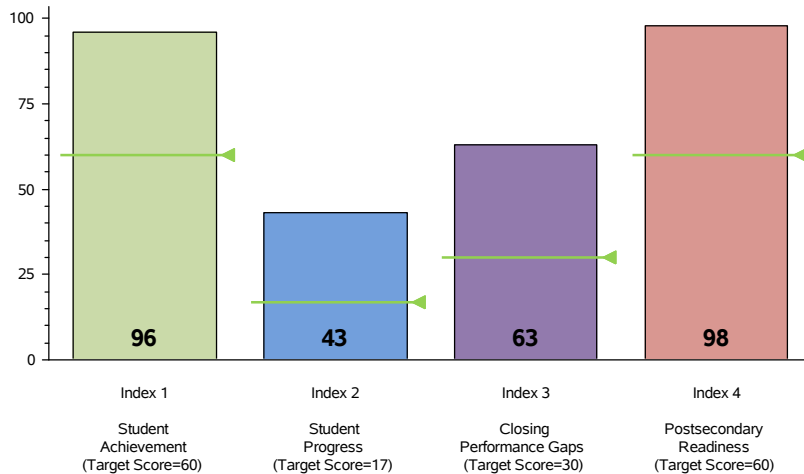
- Student Achievement
- Student Progress
- Closing Performance Gaps
- Postsecondary Readiness

Did Not Meet Standards on

- NONE

In 2017, to receive a Met Standard or Met Alternative Standard rating, districts and campuses must meet targets on three indexes: Index 1 **or** Index 2 **and** Index 3 **and** Index 4.

Performance Index Report



Performance Index Summary

Index	Points Earned	Maximum Points	Index Score
1 - Student Achievement	624	651	96
2 - Student Progress	255	600	43
3 - Closing Performance Gaps	504	800	63
4 - Postsecondary Readiness			
STAAR Score	23.2		
Graduation Rate Score	25.0		
Graduation Plan Score	24.8		
Postsecondary Component Score	24.9		98

Distinction Designation



Academic Achievement in ELA/Reading

DISTINCTION EARNED

Academic Achievement in Mathematics

DISTINCTION EARNED

Academic Achievement in Science

DISTINCTION EARNED

Academic Achievement in Social Studies

DISTINCTION EARNED

Top 25 Percent Student Progress

DISTINCTION EARNED

Top 25 Percent Closing Performance Gaps

DISTINCTION EARNED

Postsecondary Readiness

DISTINCTION EARNED

Campus Demographics

Campus Type	High School
Campus Size	735 Students
Grade Span	09 - 12
Percent Economically Disadvantaged	37.1
Percent English Language Learners	0.4
Mobility Rate	5.2
Percent Served by Special Education	1.0
Percent Enrolled in an Early College High School Program	0.0

System Safeguards

Number and Percentage of Indicators Met

Performance Rates	14 out of 14 = 100%
Participation Rates	7 out of 7 = 100%
Graduation Rates	3 out of 3 = 100%
Total	24 out of 24 = 100%

For further information about this report, please see the Performance Reporting website at <https://rptsvr1.tea.texas.gov/perfreport/account/2017/index.html>

TEXAS EDUCATION AGENCY

2017 Accountability Summary

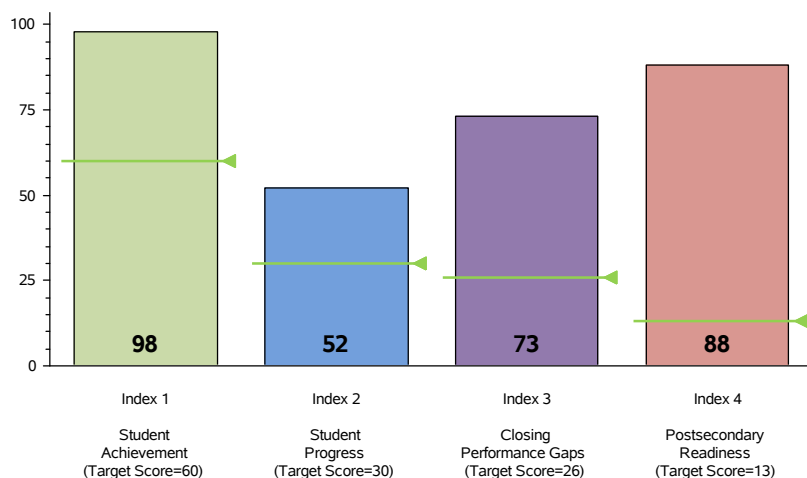
SOUTH TEXAS PREPARATORY ACADEMY (031916041) - SOUTH TEXAS ISD

Accountability Rating

Met Standard

Met Standards on	Did Not Meet Standards on
<ul style="list-style-type: none"> - Student Achievement - Student Progress - Closing Performance Gaps - Postsecondary Readiness 	<ul style="list-style-type: none"> - NONE
<small>In 2017, to receive a Met Standard or Met Alternative Standard rating, districts and campuses must meet targets on three indexes: Index 1 or Index 2 and Index 3 and Index 4.</small>	

Performance Index Report



Performance Index Summary

Index	Points Earned	Maximum Points	Index Score
1 - Student Achievement	2,060	2,106	98
2 - Student Progress	624	1,200	52
3 - Closing Performance Gaps	2,196	3,000	73
4 - Postsecondary Readiness			
STAAR Score	87.8		
Graduation Rate Score	N/A		
Graduation Plan Score	N/A		
Postsecondary Component Score	N/A		88

Distinction Designation



Academic Achievement in ELA/Reading
DISTINCTION EARNED
Academic Achievement in Mathematics
DISTINCTION EARNED
Academic Achievement in Science
DISTINCTION EARNED
Academic Achievement in Social Studies
DISTINCTION EARNED
Top 25 Percent Student Progress
DISTINCTION EARNED
Top 25 Percent Closing Performance Gaps
DISTINCTION EARNED
Postsecondary Readiness
DISTINCTION EARNED

Campus Demographics

Campus Type	Middle School
Campus Size	567 Students
Grade Span	07 - 08
Percent Economically Disadvantaged	40.0
Percent English Language Learners	3.7
Mobility Rate	2.1
Percent Served by Special Education	2.5
Percent Enrolled in an Early College High School Program	0.0

System Safeguards

Number and Percentage of Indicators Met	
Performance Rates	23 out of 23 = 100%
Participation Rates	10 out of 10 = 100%
Graduation Rates	N/A
Total	33 out of 33 = 100%

For further information about this report, please see the Performance Reporting website at <https://rptsvr1.tea.texas.gov/perfreport/account/2017/index.html>

TEXAS EDUCATION AGENCY 2017 Accountability Summary

RIISING SCHOLARS ACADEMY OF SOUTH T (031916042) - SOUTH TEXAS ISD

Accountability Rating

Met Standard

Met Standards on

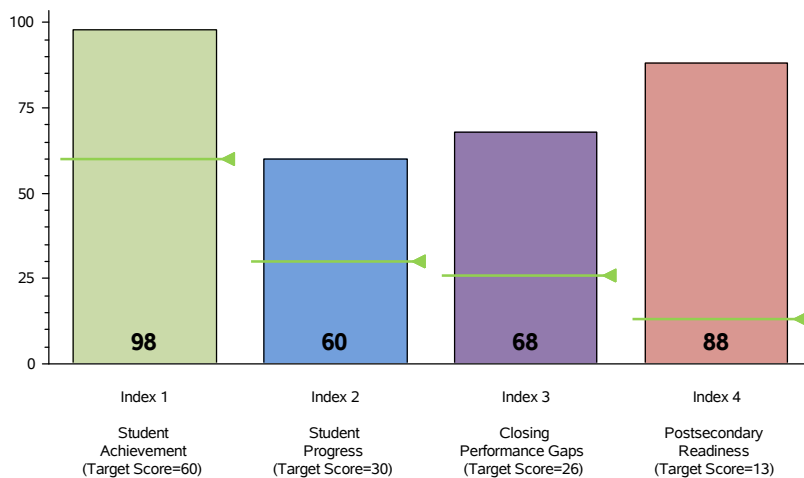
- Student Achievement
- Student Progress
- Closing Performance Gaps
- Postsecondary Readiness

Did Not Meet Standards on

- NONE

In 2017, to receive a Met Standard or Met Alternative Standard rating, districts and campuses must meet targets on three indexes: Index 1 **or** Index 2 **and** Index 3 **and** Index 4.

Performance Index Report



Performance Index Summary

Index	Points Earned	Maximum Points	Index Score
1 - Student Achievement	1,511	1,538	98
2 - Student Progress	483	800	60
3 - Closing Performance Gaps	679	1,000	68
4 - Postsecondary Readiness			
STAAR Score	87.5		
Graduation Rate Score	N/A		
Graduation Plan Score	N/A		
Postsecondary Component Score	N/A		88

Distinction Designation



Academic Achievement in ELA/Reading

DISTINCTION EARNED

Academic Achievement in Mathematics

DISTINCTION EARNED

Academic Achievement in Science

NOT ELIGIBLE

Academic Achievement in Social Studies

DISTINCTION EARNED

Top 25 Percent Student Progress

DISTINCTION EARNED

Top 25 Percent Closing Performance Gaps

DISTINCTION EARNED

Postsecondary Readiness

DISTINCTION EARNED

Campus Demographics

Campus Type	Middle School
Campus Size	448 Students
Grade Span	07 - 08
Percent Economically Disadvantaged	43.8
Percent English Language Learners	2.0
Mobility Rate	8.6
Percent Served by Special Education	2.5
Percent Enrolled in an Early College High School Program	0.0

System Safeguards

Number and Percentage of Indicators Met

Performance Rates	19 out of 19 = 100%
Participation Rates	10 out of 10 = 100%
Graduation Rates	N/A
Total	29 out of 29 = 100%

For further information about this report, please see the Performance Reporting website at <https://rptsrv1.tea.texas.gov/perfreport/account/2017/index.html>

State Accountability Year to Year Comparison

South Texas ISD

	2015	2016	2017
District	92	93	95
BETA	87	86	89
Med Academy	86	88	87
Med High	93	91	93
Science Academy	95	94	96
STPA	94	97	98
Rising Scholars	n/a	98	98

Index 1: Student Performance
State Target Score=60

	2015	2016	2017
District	37	40	48
BETA	27	26	40
Med Academy	27	32	42
Med High	19	33	38
Science Academy	26	23	43
STPA	50	52	52
Rising Scholars	n/a	45	60

Index 2: Student Progress
State Target Score=22

	2015	2016	2017
District	58	65	69
BETA	49	50	52
Med Academy	51	53	56
Med High	49	51	54
Science Academy	54	54	63
STPA	62	69	73
Rising Scholars	n/a	67	68

Index 3: Closing Performance Gaps
State Target Score=28

	2015	2016	2017
District	94	93	95
BETA	89	90	93
Med Academy	89	88	88
Med High	91	93	94
Science Academy	95	94	98
STPA	80	87	88
Rising Scholars	n/a	75	88

Index 4: Postsecondary Readiness
State Target Score=60 at high schools
and 13 at middle schools

TEXAS EDUCATION AGENCY
2017 System Safeguards - Status Report
 SOUTH TEXAS ISD (031916)

	All Students	African American	Hispanic	White	American Indian	Asian	Pacific Islander	Two or More Races	Econ Disadv	Special Ed	ELL (Current & Monitored)	ELL +	Total Met	Total Eligible	Percent of Eligible Measures Met
Performance Status - State															
State Target	60%	60%	60%	60%	60%	60%	60%	60%	60%	60%	60%				
Reading	Y		Y	Y		Y			Y	N	Y	n/a	6	7	86
Mathematics	Y		Y	Y		Y			Y	Y	Y	n/a	7	7	100
Writing	Y		Y	Y		Y			Y			n/a	5	5	100
Science	Y		Y	Y		Y			Y	Y	Y	n/a	7	7	100
Social Studies	Y		Y	Y		Y			Y	Y	Y	n/a	7	7	100
Total													32	33	97
Performance Status - Federal															
Federal Target	91%	91%	91%	91%					91%	91%	91%				
Reading	Y		N		n/a	n/a	n/a	n/a	N			n/a			
Mathematics	Y		Y		n/a	n/a	n/a	n/a	Y			n/a			
Participation Status															
Target	95%	95%	95%	95%	95%	95%	95%	95%	95%	95%		95%			
Reading	Y		Y	Y		Y			Y	Y	n/a	Y	7	7	100
Mathematics	Y		Y	Y		Y			Y	Y	n/a	Y	7	7	100
Total													14	14	100
Federal Graduation Status (Target: See Reason Codes)															
Graduation Target Met	Y		Y	Y		Y			Y		n/a		5	5	100
Reason Code ***	a		a	a		a			a						
Total													5	5	100
District: Met Federal Limits on Alternative Assessments															
Reading															
Alternate 1%	Y														
Number Proficient	*														
Total Federal Cap Limit	*														
Mathematics															
Alternate 1%	Y														
Number Proficient	*														
Total Federal Cap Limit	*														
Total													1	1	100
Overall Total													52	53	98

+ Participation uses ELL (Current), Graduation uses ELL (Ever HS)

* Indicates results are masked due to small numbers to protect student confidentiality.

*** Federal Graduation Rate Reason Codes:

a = Graduation Rate Goal of 90%

c = Safe Harbor Target of a 10% decrease in difference from the prior year rate and the Goal

b = Four-year Graduation Rate Target of 88.5%

d = Five-year Graduation Rate Target of 91%

Blank cells above represent student group indicators that do not meet the minimum size criteria.

n/a Indicates the student group is not applicable to System Safeguards.

TEXAS EDUCATION AGENCY
2017 System Safeguards - Performance and Participation Data Table
SOUTH TEXAS ISD (031916)

	All Students	African American	Hispanic	White	American Indian	Asian	Pacific Islander	Two or More Races	Econ Disadv	Special Ed	ELL (Current & Monitored)	ELL (Current)
Performance Rates												
Reading												
# at Approaches Grade Level Standard	2,386	16	2,010	147	-	202	-	11	1,211	42	113	n/a
Total Tests	2,624	17	2,237	150	-	208	-	12	1,404	85	151	99
% at Approaches Grade Level Standard	91%	94%	90%	98%	-	97%	-	92%	86%	49%	75%	n/a
Mathematics												
# at Approaches Grade Level Standard	1,227	12	1,013	83	-	111	-	8	571	30	67	n/a
Total Tests	1,273	12	1,058	84	-	111	-	8	602	41	76	43
% at Approaches Grade Level Standard	96%	100%	96%	99%	-	100%	-	100%	95%	73%	88%	n/a
Writing												
# at Approaches Grade Level Standard	477	**	375	41	-	49	-	*	206	9	25	n/a
Total Tests	492	**	387	43	-	50	-	*	216	12	27	18
% at Approaches Grade Level Standard	97%	100%	97%	95%	-	98%	-	*	95%	75%	93%	n/a
Science												
# at Approaches Grade Level Standard	1,207	9	1,019	73	-	99	-	7	599	28	66	n/a
Total Tests	1,236	9	1,047	73	-	100	-	7	621	34	79	44
% at Approaches Grade Level Standard	98%	100%	97%	100%	-	99%	-	100%	96%	82%	84%	n/a
Social Studies												
# at Approaches Grade Level Standard	1,125	18	888	70	-	138	-	11	560	15	50	n/a
Total Tests	1,163	18	925	70	-	139	-	11	586	25	58	26
% at Approaches Grade Level Standard	97%	100%	96%	100%	-	99%	-	100%	96%	60%	86%	n/a
Participation Rates												
Reading: 2016-2017 Assessments												
Number Participating	2,704	18	2,306	157	-	211	-	12	1,458	87	n/a	124
Total Students	2,712	18	2,314	157	-	211	-	12	1,464	89	n/a	124
Participation Rate	100%	100%	100%	100%	-	100%	-	100%	100%	98%	n/a	100%
Mathematics: 2016-2016 Assessments												
Number Participating	1,312	12	1,091	87	-	114	-	8	629	42	n/a	53
Total Students	1,313	12	1,092	87	-	114	-	8	630	42	n/a	53
Participation Rate	100%	100%	100%	100%	-	100%	-	100%	100%	100%	n/a	100%

* Indicates results are masked due to small numbers to protect student confidentiality.

** When only one racial/ethnic group is masked, then the second smallest racial/ethnic group is masked (regardless of size).

- Indicates there are no students in the group.

n/a Indicates the student group is not applicable to System Safeguards.

TEXAS EDUCATION AGENCY
2017 System Safeguards - Graduation and Federal Limits Data Table
SOUTH TEXAS ISD (031916)

	All Students	African American	Hispanic	White	American Indian	Asian	Pacific Islander	Two or More Races	Econ Disadv	Special Ed	ELL (Ever HS)	ELL (Current)
Federal Graduation Rates												
4-year Longitudinal Cohort Graduation Rate (Gr 9-12): Class of 2016												
Number Graduated	583	6	469	41	-	62	-	5	358	6	18	n/a
Total in Class	587	6	473	41	-	62	-	5	360	6	18	6
Graduation Rate	99.3%	100.0%	99.2%	100.0%	-	100.0%	-	100.0%	99.4%	100.0%	100.0%	n/a
4-year Longitudinal Cohort Graduation Rate (Gr 9-12): Class of 2015												
Number Graduated	620	8	516	25	*	63	-	**	399	6	19	n/a
Total in Class	634	8	530	25	*	63	-	**	412	8	19	6
Graduation Rate	97.8%	100.0%	97.4%	100.0%	*	100.0%	-	100.0%	96.8%	75.0%	100.0%	n/a
5-year Extended Graduation Rate (Gr 9-12): Class of 2015												
Number Graduated	630	8	526	25	*	63	-	**	408	7	19	n/a
Total in Class	633	8	529	25	*	63	-	**	411	8	19	6
Graduation Rate	99.5%	100.0%	99.4%	100.0%	*	100.0%	-	100.0%	99.3%	87.5%	100.0%	n/a

District: Met Federal Limits on Alternative Assessments

Reading

Number Proficient	*
Total Federal Cap Limit	*

Mathematics

Number Proficient	*
Total Federal Cap Limit	*

* Indicates results are masked due to small numbers to protect student confidentiality.

** When only one racial/ethnic group is masked, then the second smallest racial/ethnic group is masked (regardless of size).

- Indicates there are no students in the group.

n/a Indicates the student group is not applicable to System Safeguards.

Subject: Press Releases Update: 58 school districts, charters earn postsecondary distinction
Date: Tuesday, August 15, 2017 at 10:11:44 AM Central Daylight Time
From: Texas Education Agency
To: Hembree, Jeff



Texas Education Agency Updates



August 15, 2017

58 school districts, charters earn postsecondary distinction

AUSTIN – The Texas Education Agency today announced that 58 school districts and charters that achieved a *Met Standard* rating in the 2017 state accountability ratings have also received a distinction designation for postsecondary readiness.

The postsecondary readiness distinction – the only distinction at the district level under the state accountability system – takes into account factors such as graduation rates, ACT/SAT participation and performance, Career and Technical Education (CTE) graduates, and dual-credit course completion rates. The school districts and charters earning a postsecondary readiness distinction in 2017 are as follows:

- AveryISD
- Blanco ISD
- Brookeland ISD
- Carroll ISD
- Central Heights ISD
- Chapel Hill ISD (Mount Pleasant)
- Chester ISD
- Chireno ISD
- Cisco ISD
- Collinsville ISD
- Dublin ISD
- Eanes ISD
- Edinburg CISD

- Farmersville ISD
- Fort Worth Academy of Fine Arts
- Goldthwaite ISD
- Gruver ISD
- Hamilton ISD
- Harmony School of Science (Houston)
- Harmony Science Academy (El Paso)
- Harmony Science Academy (Houston)
- Highland Park ISD (Dallas)
- Hudson ISD
- Hurst-Euless-Bedford ISD
- Joshua ISD
- Kerrville ISD
- Lone Oak ISD
- Los Fresnos CISD
- Madisonville ISD
- Marion ISD
- Mason ISD
- McAllen ISD
- McGregor ISD
- Medina Valley ISD
- Miles ISD
- Morton ISD
- Mount Vernon ISD
- Perrin-Whitt CISD
- Pilot Point ISD
- Pottsboro ISD
- Quanah ISD
- Roma ISD
- Salado ISD
- San Saba ISD
- Santa Anna ISD
- School of Science and Technology Discovery (Leon Valley)
- Seymour ISD
- Shallowater ISD
- Sharyland ISD
- South Texas ISD
- Sudan ISD
- Sundown ISD
- Uplift Education (Dallas)
- Valley View ISD
- Wall ISD
- Water Valley ISD
- Wellington ISD
- Whiteface CISD

Carroll ISD, Kerrville ISD, Los Fresnos CISD, Sharyland ISD, and South Texas ISD earned the

postsecondary distinction for the fourth consecutive year. These districts have earned the distinction every year it has been part of the current state accountability system.

TEA today released the 2017 state accountability ratings for more than 1,200 school districts and charters, as well as more than 8,700 campuses statewide. The ratings revealed that approximately 95 percent of school districts and charters across Texas have achieved the rating of *Met Standard*.

To view the 2017 state accountability ratings and distinction designations for districts, charters and campuses, visit the TEA website at <http://tea.texas.gov/accountability/>.

###

STAY CONNECTED:



SUBSCRIBER SERVICES: [Preferences](#) | [Help](#) | [Unsubscribe](#) | [Contact Us](#)

This email was sent to jeff.hembree@stisd.net using GovDelivery Communications Cloud on behalf of: Texas Education Agency · 1701 N. Congress Avenue · Austin, Texas, 78701



Subject: Press Releases Update: More than 400 campuses earn all possible distinctions in 2017 accountability ratings

Date: Tuesday, August 15, 2017 at 10:12:05 AM Central Daylight Time

From: Texas Education Agency

To: Hembree, Jeff



Texas Education Agency Updates



August 15, 2017

More than 400 campuses earn all possible distinctions in 2017 accountability ratings

AUSTIN – The Texas Education Agency today announced that more than 400 campuses that achieved a *Met Standard* rating in the 2017 state accountability ratings also earned all distinction designations applicable to their individual school.

Distinction designations are awarded to campuses based on achievement in performance indicators relative to a group of 40 campuses of similar type, size, and student demographics. Depending on campus grade levels and type, the number of potential distinction designations can vary.

Up to seven distinction designations can be earned for Academic Achievement in English Language Arts/Reading; Academic Achievement in Mathematics; Academic Achievement in Science; Academic Achievement in Social Studies; Top 25 Percent: Student Progress; Top 25 Percent: Closing Performance Gaps; and Postsecondary Readiness.

“Amazing work takes place in classrooms across our state every school day, but especially on these campuses where every possible distinction has been earned,” said Commissioner of Education Mike Morath.

Campuses (listed alphabetically by school district or charter) that earned all possible distinctions applicable to that school in 2017 are as follows:

- **Abilene ISD (2)** – Academy of Technology, Engineering, Math & Science; Thomas Elementary School
- **Alice ISD** – Noonan Elementary School
- **Alief ISD (5)** – Kerr High School; Albright Middle School; O'Donnell Middle

- School; Youngblood Intermediate School; Miller Intermediate School
- **Allen ISD (2)** – W.E Pete Ford Middle School; Kerr Elementary School
 - **Alvin ISD** – Don Jeter Elementary School
 - **Amarillo ISD (3)** – Sunrise Elementary School; Whittier Elementary School; Woodlands Elementary School
 - **Amigos Por Vida** – Amigos Por Vida-Friends for Life Public Charter School (Houston)
 - **Arlington ISD (4)** – Bailey Junior High School; Gunn Junior High School; Fitzgerald Elementary School; Percy Elementary School
 - **Austin ISD (5)** – LASA High School; Blackshear Elementary School; Gullett Elementary School; Cowan Elementary School; Blazier Elementary School
 - **Azle ISD** – Cross Timbers Elementary School
 - **Birdville ISD (2)** – Grace E. Hardeman Elementary School; Green Valley Elementary School
 - **Bland ISD (2)** – Bland High School; Bland Elementary School
 - **Boyd ISD** – Boyd Elementary School
 - **Brady ISD** – Brady Middle School
 - **Brazosport ISD** – Bess Brannen Elementary School
 - **Brownsville ISD (9)** – Martin Elementary School; Garden Park Elementary School; Gonzalez Elementary School; Yturria Elementary School; Benavides Elementary School; Paredes Elementary School; Ortiz Elementary School; Pullam Elementary School; Keller Elementary School
 - **Calallen ISD (3)** – Calallen Charter High School; Calallen East Elementary School; Calallen Wood River Elementary School
 - **Caldwell ISD** – Caldwell High School
 - **Calhoun County ISD** – Harrison/Jefferson/Madison Complex
 - **Carroll ISD (4)** – Carroll Senior High School; George Dawson Middle School; Don T. Durham Intermediate School; Eubanks Intermediate School
 - **Carrollton-Farmers Branch ISD (6)** – Creekview High School; Country Place Elementary School; Davis Elementary School; McCoy Elementary School; Rosemeade Elementary School; Kent Elementary School
 - **Cedar Hill ISD (2)** – Cedar Hill Collegiate High School; Cedar Hill Collegiate Academy
 - **Celina ISD** – Celina Junior High School
 - **Chaparral Star Academy** – Chaparral Star Academy (Austin)
 - **Cisco ISD** – Cisco High School
 - **Clear Creek ISD** – Clear Horizons Early College High School
 - **Cleveland ISD** – Cleveland Middle School
 - **College Station ISD** – Pebble Creek Elementary School
 - **Conroe ISD (5)** – Washington Junior High School; Collins Intermediate School; Anderson Elementary School; Galatas Elementary School; Buckalew Elementary School
 - **Coppell ISD** – Coppell Middle School East
 - **Copperas Cove ISD** – Martin Walker Elementary School
 - **Corpus Christi ISD (3)** – Los Encinos SES Elementary School; Windsor Park Elementary G/T; Woodlawn Elementary School
 - **Corsicana ISD** – Sam Houston Elementary School
 - **Cypress-Fairbanks ISD (8)** – Langham Creek High School; Cypress Park High

School; Arnold Middle School; Holbrook Elementary School; Hancock Elementary School; Sampson Elementary School; Lee Elementary School; Pope Elementary School

- **Dallas ISD (30)** – W.T White High School; School of Science and Engineering at Yvonne A. Ewell Townview Center; Booker T. Washington School for the Performing and Visual Arts; Irma Lerma Rangel Young Women’s Leadership School; Judge Barefoot Sanders Law Magnet at Yvonne A. Ewell Townview Center; **School for the Talented and Gifted; W.E. Greiner Exploratory Arts Academy; William B. Travis Academy/Vanguard for the Academic Talented and Gifted; Alex W. Spence Talented/Gifted Academy; Harry Stone Montessori Academy; Dallas Environmental Science Academy; Henry W. Longfellow Career Exploration Academy; George Bannerman Dealey International Academy; Trinidad Garza Early College High School; Dr. Wright L. Lassiter Jr. Early College High School at El Centro College; Annie Webb Blanton Elementary School; Lenore Kirk Hall Elementary School; Sam Houston Elementary School; Thomas Marsalis Elementary School; John J. Pershing Elementary School; Dan D. Rogers Elementary School; Leslie A. Stemmons Elementary School; William B. Travis Academy/Vanguard for the Academically Talented and Gifted; Walnut Hill Elementary School; Arturo Salazar Elementary School; J.P. Starks Elementary School; Eladio R. Martinez Learning Center; Thomas Tolbert Elementary School; George Herbert Walker Bush Elementary School; Irma Lerma Rangel Young Women’s Leadership School (Middle School)**
- **Denison ISD** – Denison High School
- **Denton ISD** – Hodge Elementary School
- **Devers ISD** – Devers Elementary School
- **Divide ISD** – Divide Elementary School
- **Dublin ISD** – Dublin Elementary School
- **Eanes ISD** – Westlake High School
- **Early ISD** – Early High School
- **East Bernard ISD** – East Bernard Elementary School
- **Ector County ISD** – Elementary Magnet at Reagan Elementary School
- **Edinburg CISD (12)** – Austin Elementary School; Betts Elementary School; Jefferson Elementary School; Trevino Elementary School; Canterbury Elementary School; Escandon Elementary School; De La Vina Elementary School; San Carlos Elementary School; Truman Elementary School; Anne L. Magee Elementary School; Alfonso Ramirez Elementary School; R.C. Flores-Mark A. Zapata Elementary School
- **El Paso ISD (6)** – Silva Health Magnet High School; Chapin High School; Hawkins Elementary School; Hughey Elementary School; Collins Elementary School; Polk Elementary School
- **Ennis ISD (2)** – Austin Elementary School; Travis Elementary School
- **Everman ISD** – E. Ray Elementary School
- **Farmersville ISD (2)** – Farmersville High School; Farmersville Junior High School
- **Fort Bend ISD (7)** – Clements High School; Kempner High School; Stephen F. Austin High School; Macario Garcia Middle School; Fort Settlement Middle School; Commonwealth Elementary School; Cornerstone Elementary School
- **Fort Worth ISD** – Young Women’s Leadership Academy
- **Franklin ISD** – Franklin Middle School
- **Fredericksburg ISD** – Stonewall Elementary School

- **Frisco ISD (7)** – Liberty High School; Independence High School; Lebanon Trail High School; Fowler Middle School; Pearson Middle School; Borchardt Elementary School; McSpedden Elementary School
- **Galveston ISD** – Oppe Elementary School
- **Garland ISD (5)** – Austin Academy for Excellence; Kimberlin Academy for Excellence; Watson Technology Center; Walnut Glen Academy for Excellence; Hillside Academy for Excellence
- **George West ISD (2)** – George West Junior High School; George West Primary School
- **Goose Creek ISD (2)** – Alamo Elementary School; Crockett Elementary School
- **Grand Prairie ISD (4)** – Grand Prairie Fine Arts Academy; John A. Dubiski Career High School; Colin Powell Elementary School; School for the Highly Gifted
- **Gruver ISD** – Gruver High School
- **Hardin-Jefferson ISD** – Hardin-Jefferson High School
- **Harlingen CISD (6)** – Harlingen School of Health Professions; Memorial Middle School; Bowie Elementary School; Dishman Elementary School; Ben Milam Elementary School; Lee H. Means Elementary School
- **Harmony ISD** – Harmony Elementary School
- **Harmony School of Excellence – Houston** – Harmony School of Advancement (Houston)
- **Harmony School of Science – Houston (3)** – Harmony School of Science (Sugar Land); Harmony School of Innovation (Sugar Land); Harmony School of Innovation (Katy)
- **Harmony Science Academy – El Paso** – Harmony School of Innovation (El Paso)
- **Harmony Science Academy – Waco (2)** – Harmony Science Academy (Euless); Harmony Science Academy (Carrollton)
- **Harmony Science Academy – (Houston)** – Harmony Science Academy (Houston)
- **Hartley ISD** – Hartley School
- **Henderson ISD** – Northside Elementary School
- **Hidalgo ISD** – Kelly Elementary School
- **Highland Park ISD (Dallas)** – Highland Park High School
- **Holland ISD** – Holland Elementary School
- **Hooks ISD** – Hooks Elementary School
- **Houston Gateway Academy Inc.** – Houston Gateway Academy
- **Houston ISD (33)** – DeBaKey High School for Health Professions; Westside High School; T.H. Rogers School; Burbank Middle School; Lanier Middle School; Project Chrysalis Middle School; Stevenson Middle School; Burbank Elementary School; Lyons Elementary School; De Zavala Elementary School; Field Elementary School; Herod Elementary School; Horn Elementary School; Park Place Elementary School; Parker Elementary School; Pilgrim Academy; River Oaks Elementary School; Sutton Elementary School; West University Elementary School; White Elementary School; Bush Elementary School; Sanchez Elementary School; Eastwood Academy; Energized for STEM Academy Central High School; Carnegie Vanguard High School; Challenge Early College High School; Briarmeadow Charter; Rodriguez Elementary School; Deanda Elementary School; Energized for STEM Academy West Middle; Energized for STEM Academy West High School; Mandarin Chinese Language Immersion Magnet; Baylor College of Medicine Academy
- **Hurst-Euless-Bedford ISD (6)** – Central Junior High School; Euless Junior High

School; Hurst Junior High School; Harwood Junior High School; Hurst Hills Elementary School; River Trails Elementary School

- **IDEA Public Schools (11)** – IDEA Quest College Preparatory (Edinburg); IDEA Edinburg College Preparatory (Edinburg); IDEA McAllen College Preparatory (McAllen); IDEA Weslaco Pike College Preparatory (Weslaco); IDEA South Flores College Preparatory (San Antonio); IDEA Monterrey Park College Preparatory (San Antonio); IDEA Eastside College Preparatory (San Antonio); IDEA Mays College Preparatory (San Antonio); IDEA Edinburg Academy (Edinburg); IDEA Academy (Weslaco); IDEA McAllen Academy (McAllen)
- **Jubilee Academic Center** – Living Way Leadership Academy (Brownsville)
- **Judson ISD (2)** – Judson Early College Academy; Crestview Elementary School
- **Katy ISD (8)** – Taylor High School; Mayde Creek High School; Seven Lakes High School; Mayde Creek Junior High School; Garland McMeans Junior High School; Beckendorff Junior High School; Tays Junior High School; McRoberts Elementary School
- **Kerrville ISD** – Tivy High School
- **Killeen ISD** – Clarke Elementary School
- **Kingsville ISD** – Perez Elementary School
- **KIPP Inc. Charter (8)** – KIPP Northeast College Preparatory (Houston); KIPP 3D Academy (Houston); KIPP Gulfton Middle School (Houston); KIPP Academy Middle West (Houston); KIPP Shine Prep (Houston); KIPP Sharp College Prep (Houston); KIPP Explore Academy (Houston); KIPP Connect Primary (Houston)
- **KIPP San Antonio** – KIPP Poder Academy (San Antonio)
- **Klein ISD (3)** – Theiss Elementary School; Krahn Elementary School; Metzler Elementary School
- **Klondike ISD** – Klondike ISD
- **La Feria ISD (2)** – La Feria High School; Noemi Dominguez Elementary School
- **La Joya ISD (3)** – John F. Kennedy Elementary School; Lloyd M. Bentsen Elementary School; Enrique Kiki Camarena Elementary School
- **LaPorte ISD** – Lomax Elementary School
- **Lamar CISD (2)** – Taylor Ray Elementary School; Joe Hubenak Elementary School
- **Lancaster ISD (3)** – West Main Elementary School; Rolling Hills Elementary School; Lancaster Elementary School
- **Laredo ISD (3)** – Memorial Middle School; Ryan Elementary School; J. Kawas Elementary School
- **Lewisville ISD (4)** – Lewisville High School; Marcus 9th Grade Campus; Flower Mound 9th Grade Campus; Castle Hills Elementary School
- **Lindale ISD** – Lindale Junior High School
- **Longview ISD (4)** – Longview High School; Foster Middle School; Hudson Elementary School; Ned E. Williams Elementary School
- **Los Fresnos CISD (8)** – Los Fresnos United; Los Cuates Middle School; Liberty Memorial Middle School; Villareal Elementary School; Lopez-Riggins Elementary School; Laureles Elementary School; Olmito Elementary School; Rancho Verde Elementary School
- **Lubbock ISD (5)** – Talkington School for Young Women Leaders; Hutchinson Middle School; Hardwick Elementary School; Smith Elementary School; Wolffarth Elementary School
- **Mabank ISD** – Lakeview Elementary School

- **Mansfield ISD (4)** – Mansfield Frontier High School; Charlotte Anderson Elementary School; Louise Cabaniss Elementary School; Nancy Neal Elementary School
- **Marshall ISD** – South Marshall Elementary School
- **Mason ISD** – Mason High School
- **McAllen ISD (5)** – Cathey Middle School; Michael E. Fossum Middle School; Bonham Elementary School; Milam Elementary School; Gonzalez Elementary School
- **Medina Valley ISD (3)** – Medina Valley High School; Castroville Elementary School; Lacoste Elementary School
- **Midland ISD** – Carver Center
- **Midway ISD (Waco) (2)** – Woodway Elementary School; River Valley Intermediate School
- **Mission CISD (4)** – Alton Elementary School; Leal Elementary School; Salinas Elementary School; Raquel Cavazos Elementary School
- **Moulton ISD** – Moulton High School
- **Mumford ISD** – Mumford Elementary School
- **Nederland ISD (2)** – Highland Park Elementary School; Langham Elementary School
- **Newcastle ISD** – Newcastle School
- **North East ISD (2)** – Roan Forest Elementary School; Wilderness Oak Elementary School
- **Northside ISD (San Antonio) (4)** – Health Careers High School; Linton Elementary School; Burke Elementary School; Mireles Elementary School
- **NYOS Charter School** – NYOS – Magnolia McCullough Campus Charter School (Austin)
- **Olney ISD** – Olney Elementary School
- **Pasadena ISD (3)** – Bailey Elementary School; Golden Acres Elementary School; Meador Elementary School
- **Pawnee ISD** – Pawnee Elementary/Junior High School
- **Pearland ISD (3)** – Pearland Junior High West; Leon H. Sablatura Middle School; Magnolia Elementary School
- **Pflugerville ISD** – Pflugerville High School
- **Pharr-San Juan-Alamo ISD (7)** – Geraldine Palmer Elementary School; Alfred Sorensen Elementary School; Aida C. Escobar Elementary School; Dr. William Long Elementary School; Graciella Garcia Elementary School; Carmen Anaya Elementary School; Marcia R. Garza Elementary School
- **Pittsburg ISD (2)** – Pittsburg Junior High School; Pittsburg Intermediate School
- **Plano ISD** – Beverly Elementary School
- **Pleasant Grove ISD** – Pleasant Grove Intermediate School
- **Port Neches-Groves ISD** – Van Buren Elementary School
- **Poth ISD** – Poth Junior High School
- **Prairie Valley ISD** – Prairie Valley High School
- **Princeton ISD** – Lacy Elementary School
- **Raul Yzaguirre School For Success** – Raul Yzaguirre School For Success (Brownsville)
- **Raymondville ISD** – Pittman Elementary School
- **Rice CISD** – Sheridan Elementary School
- **Richardson ISD (4)** – Richardson High School; Arapaho Classical Magnet; Brentfield Elementary School; Math/Science/Tech Magnet

- **Richland Collegiate High School** – Richland Collegiate High School of Math, Science and Engineering (Dallas)
- **Robstown ISD (2)** – San Pedro Elementary School; Robert Driscoll Jr. Elementary School
- **Roby CISD** – Roby High School
- **Roma ISD (2)** – Florence J. Scott Elementary School; Roel A. and Celia R. Saenz Elementary School
- **Roosevelt ISD** – Roosevelt High School
- **Round Rock ISD (2)** – Spicewood Elementary School; Canyon Creek Elementary School
- **Sabine Pass ISD** – Sabine Pass School
- **Saltillo ISD** – Saltillo School
- **San Angelo ISD (2)** – Fort Concho Elementary School; Glenmore Elementary School
- **San Antonio ISD** – Young Women’s Leadership Academy
- **San Benito CISD** – Cash Elementary School
- **San Saba ISD** – San Saba Middle School
- **Sands CISD** – Sands CISD
- **School of Science and Technology (2)** – School of Science and Technology (San Antonio); School of Science and Technology (San Antonio)
- **Ser-Ninos Charter School** – Ser-Ninos Charter Middle School (Houston)
- **Seymour ISD** – Seymour Elementary School
- **Sharyland ISD (8)** – Sharyland High School; Sharyland Pioneer High School; B.L. Gray Junior High School; Sharyland North Junior High School; Olivera Garza Sr. Elementary School; Ruben Hinojosa Elementary School; Lloyd and Dolly Bentsen Elementary School; Harry Shimotsu Elementary School
- **Shiner ISD** – Shiner High School
- **Socorro ISD (3)** – Spc. Rafael Hernando III Middle School; Loma Verde Elementary School; John Drugan School
- **South San Antonio ISD** – Miguel Carrillo Jr. Elementary School
- **South Texas ISD (6)** –South Texas Business Education & Technology Academy; South Texas Academy for Medical Professions; South Texas High School for Health Professions; The Science Academy of South Texas; South Texas Preparatory Academy; Rising Scholars Academy of South Texas
- **Southwest ISD (3)** – Sun Valley Elementary School; Big Country Elementary School; Medio Creek Elementary School
- **Spearman ISD** – Spearman High School
- **Spring Branch ISD** – Spring Branch Academic Institute
- **Spring ISD (2)** – Milton Cooper Elementary School; Northgate Elementary School
- **Sundown ISD** – Sundown High School
- **Tekoa Academy of Accelerated Studies** – Tekoa Academy of Accelerated Studies (Orange)
- **Texarkana ISD** – Martha and Josh Morriss Mathematics & Engineering Elementary School
- **Texas Serenity Academy** – Texas Serenity Academy - GANO (Houston)
- **Tomball ISD (2)** – Northpointe Intermediate School; Creekside Forest Elementary School
- **United ISD (9)** – United High School; John B. Alexander High School; George Washington Middle School; Los Obispos Middle School; Trautmann Middle School;

Lamar Bruni Vergara Middle School; Trautmann Elementary School; Matias de Llano Elementary School; Kazen Elementary School

- **Universal Academy** – Universal Academy (Coppell)
- **University of Texas University Charter School** – Olympia Hills (Buda)
- **Uplift Education (2)** – Uplift Education-North Hills Preparatory High School (Irving); Uplift Education-North Hills Preparatory Middle School (Irving)
- **Valentine ISD** – Valentine School
- **Valley View ISD (Pharr) (4)** – Valley View Elementary School; Valley View North Elementary School; Wilbur E. Lucas Elementary School; Valley View South Elementary School
- **Vanguard Academy** – Vanguard Rembrandt (Pharr)
- **Victoria ISD** – Vickers Elementary School
- **Vista Del Futuro Charter School** – Vista Del Futuro Charter School (El Paso)
- **Waco ISD** – Tennyson Middle School
- **Wellington ISD** – Wellington High School
- **Weslaco ISD (2)** – Central Middle School; Sam Houston Elementary School
- **Whitehouse ISD (2)** – Gus Winston Cain Elementary School; Stanton-Smith Elementary School
- **Wylie ISD (Collin County) (2)** – Frank McMillan Junior High School; Raymond B. Cooper Junior High School
- **Ysleta ISD (6)** – Ysleta High School; Camino Real Middle School; Eastwood Knolls; Ysleta Elementary School; Vista Hills Elementary School; Lancaster Elementary School
- **Zephyr ISD** – Zephyr School

TEA has released the 2017 state accountability ratings for more than 1,200 school districts and charters, as well as more than 8,700 campuses statewide. The ratings revealed that approximately 95 percent of school districts and charters across Texas have achieved the rating of *Met Standard*.

To view the 2017 state accountability ratings and distinction designations for all districts, charters and campuses, visit the TEA website at <http://tea.texas.gov/accountability/>.

#

STAY CONNECTED:



SUBSCRIBER SERVICES: [Preferences](#) | [Help](#) | [Unsubscribe](#) | [Contact Us](#)

This email was sent to jeff.hembree@stisd.net using GovDelivery Communications Cloud on behalf of: Texas Education Agency · 1701 N. Congress Avenue · Austin, Texas, 78701

