Kindergarten Instructional Packet

Essential Question

How can we get along with new friends?

The Friends

Fantasy



the
moose

the
mouse

Copyright © McGraw-Hill Education



the monkey

the friends

Copyright © McGraw-Hill Education

Respond to the Text

Name _____

How does Moose feel at the beginning of the story?

How does Monkey make new friends?

He shares _____ .

Respond to the Text Have partners retell the story. Ask: *How do Moose and Mouse feel at the beginning? The end? What clues helped you answer this?* Guide partners to answer the questions and share their work. Offer sentence frames such as: *At first, Moose feels* _____.

ELD.PI.K.6.Em, ELD.PI.K.10.Em See the California Standards section.

Copyright © McGraw-Hill Education

Name _____ Date _____

Use Vocabulary Words

☆ **Say each word.**
Write each word.

tacos tacos

egg egg

☾ **Choose one word.**
Draw a picture about the word.

Copyright © The McGraw-Hill Companies, Inc.

Name _____

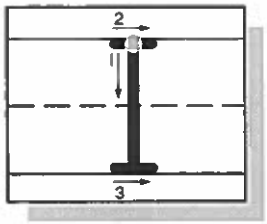



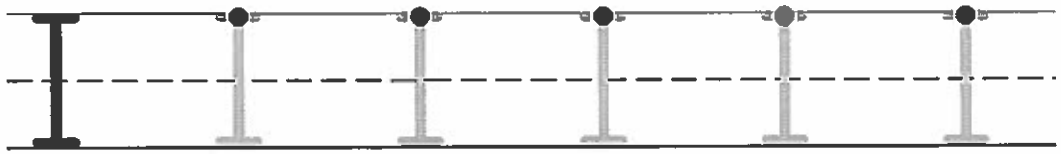

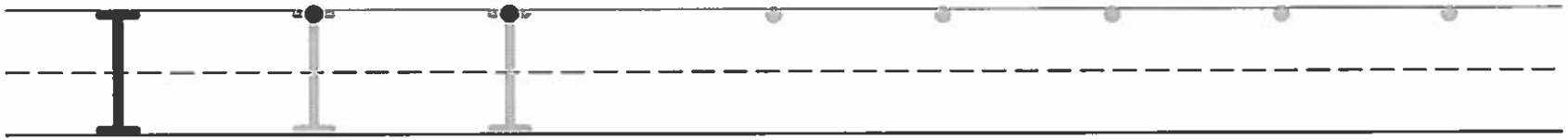

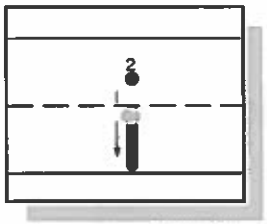

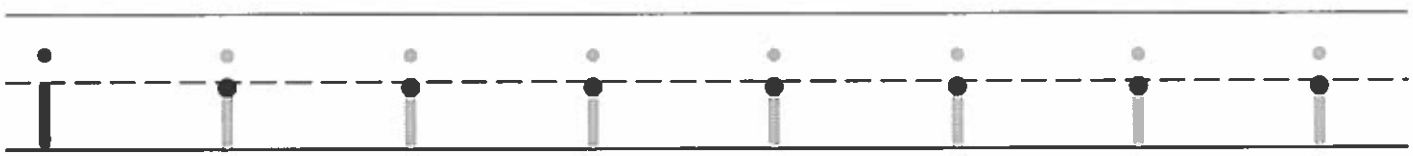



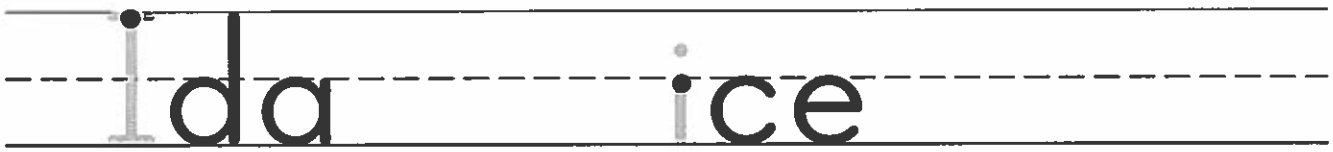



© Macmillan/McGraw-Hill

Directions: *Ice cream cone* starts with the letter **I**. Point to the capital **I** and trace it. Trace and write all the capital **I**'s. Point to the small **i** and trace it. Then trace and write all the small **i**'s.

Name_____

Write Numbers 6 to 10

Skill 14

Learn the Math

Count how many. Say the number. Trace the number.

1



2



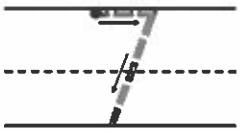

3



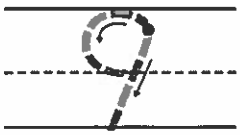

4



© Houghton Mifflin Harcourt

Trace the numbers.

6 7 8 9 10

Count how many. Write the number.

1



_____

_____

_____

2



_____

_____

_____

3



_____

_____

_____

© Houghton Mifflin Harcourt

Essential Question

How do baby animals move?

We Move!

Fantasy

We .
play



We .
eat

Copyright © McGraw-Hill Education

ELD.PI.K.I.Em, ELD.PI.K.6.Em, ELD.PIII.K See the California Standards section.

We .
dig



We .
run

Copyright © McGraw-Hill Education

ELD.PI.K.1.Em, ELD.PI.K.6.Em, ELD.PIII.K See the California Standards section.

Respond to the Text

Name _____

What do the puppies do? Draw one thing.

How can puppies move?

Puppies can _____

_____

_____

_____

Respond to the Text Talk about ways the puppies in the story can move, and things they can do. Ask: *How is this like puppies in real life? How is it different?* Guide partners to read and complete the questions, and share answers with a partner.

ELD.PI.K.6.Em, ELD.PI.K.10.Em See the California Standards section.

Copyright © McGraw-Hill Education

Name _____ Date _____

Use Vocabulary Words

Say each word.
Write each word.

day

night

Choose one word.
Draw a picture about the word.

Copyright © The McGraw-Hill Companies, Inc.

Name _____

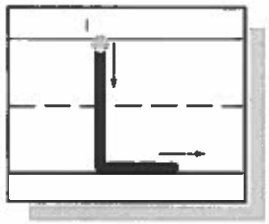



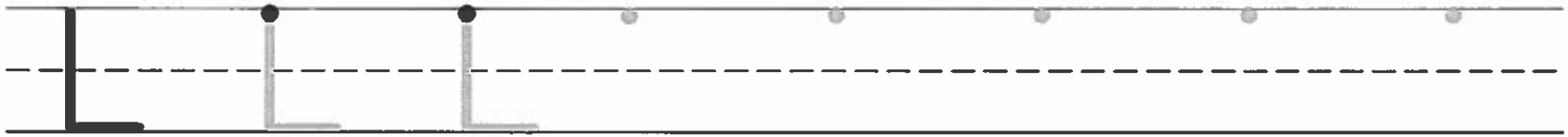

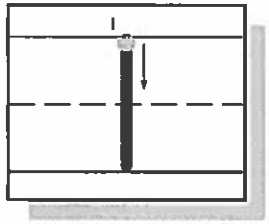

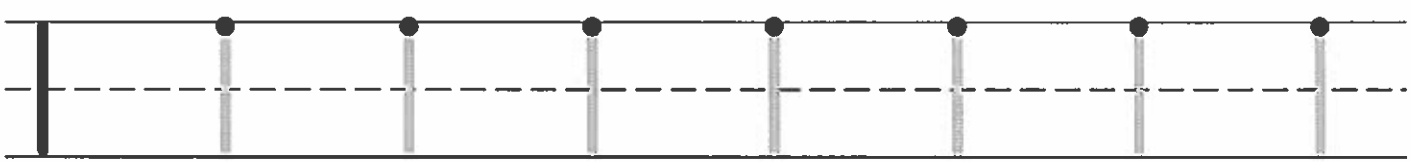



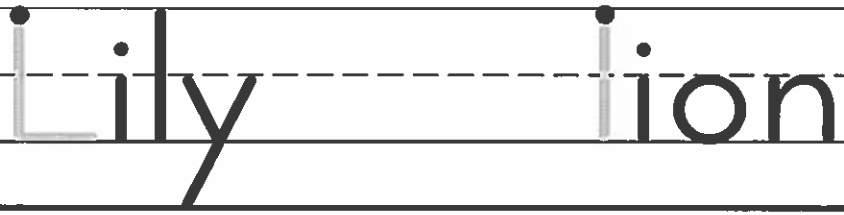



Directions: *Lion* starts with the letter **L**. Point to the capital **L** and trace it. Trace and write all the capital **L**'s. Point to the small **l** and trace it. Then trace and write all the small **l**'s.

© Macmillan/McGraw-Hill

Caterpillar Counters

1

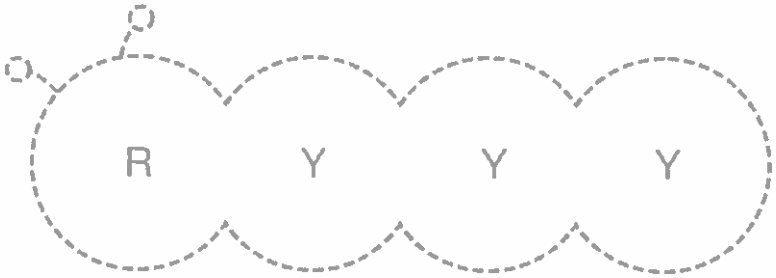

_____ _____

_____ _____

_____ **and** _____

2

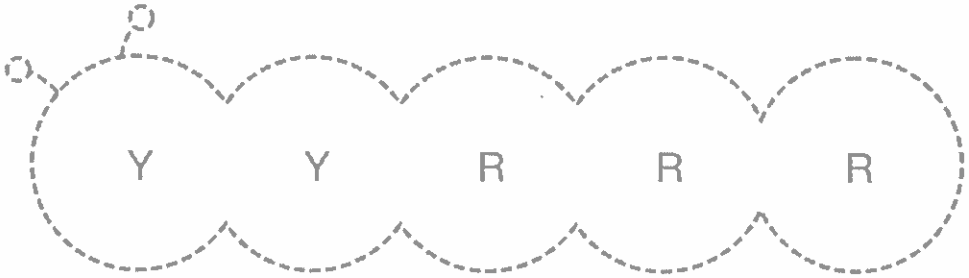

_____ _____

_____ _____

_____ **and** _____

3

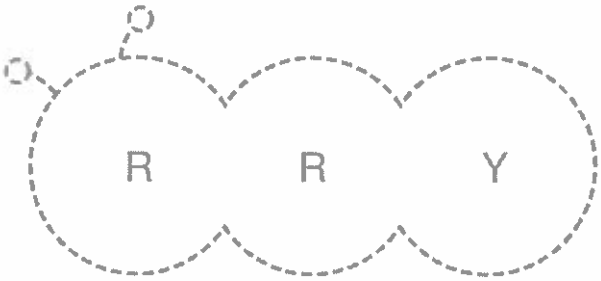

_____ _____

_____ _____

_____ **and** _____

DIRECTIONS 1–3. Place two-color counters as shown. R is for red, and Y is for yellow. How many of each color counter did you use? Write the numbers. Tell a friend how many counters are on the caterpillar now. Color the caterpillar to show the counters.

Name _____

Addition or Subtraction

1

_____ ○ _____ ○ _____

2



_____ ○ _____ ○ _____

DIRECTIONS: **1.** Tell a word problem about the butterflies. Write the number sentence. **2.** Tell a word problem about the ladybugs. Write the number sentence.

Essential Question

How can your senses help you learn?

The Salad

Informational Text

We see .
seeds

We see .
tomatoes

Copyright © McGraw-Hill Education

We see .
lettuce

We see !
salad

Copyright © McGraw-Hill Education

Respond to the Text

Name _____

What did the children plant?

What did the children taste?

They tasted the _____

_____

_____

_____

Respond to the Text Have partners take turns retelling the text. Ask: *How did the children use their senses in the story? What did the children learn?* Guide children to read and answer the questions above, and share their answers.

ELD.PI.K.6.Em, ELD.PI.K.10.Em See the California Standards section.

Copyright © McGraw-Hill Education

Name _____ Date _____

Use Vocabulary Words

Say each word.
Write each word.

happy happy

sad sad

Choose one word.
Draw a picture about the word.

Copyright © The McGraw-Hill Companies, Inc.

Name _____

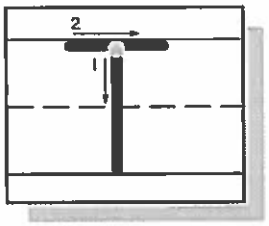



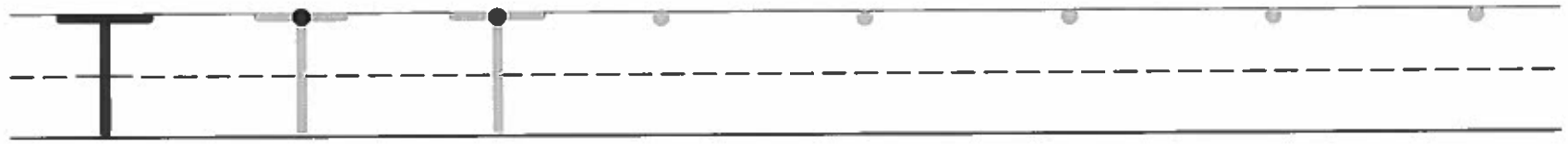

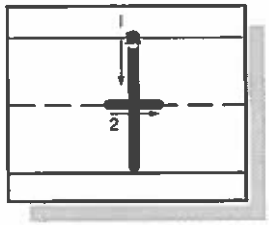





© Macmillan/McGraw-Hill

Directions: *Tiger* starts with the letter **T**. Point to the capital **T** and trace it. Trace and write all the capital **T**'s. Point to the small **t** and trace it. Then trace and write all the small **t**'s.

Addition at the Beach

1

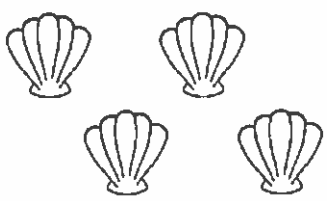

_____ + _____

_____ _____

2

_____ + _____

_____ _____

3

_____ + _____

_____ _____

DIRECTIONS 1–3. Count and tell how many are in each set. Write the numbers and trace the symbol. Tell a friend how many there are in all.

Fish Addition

1

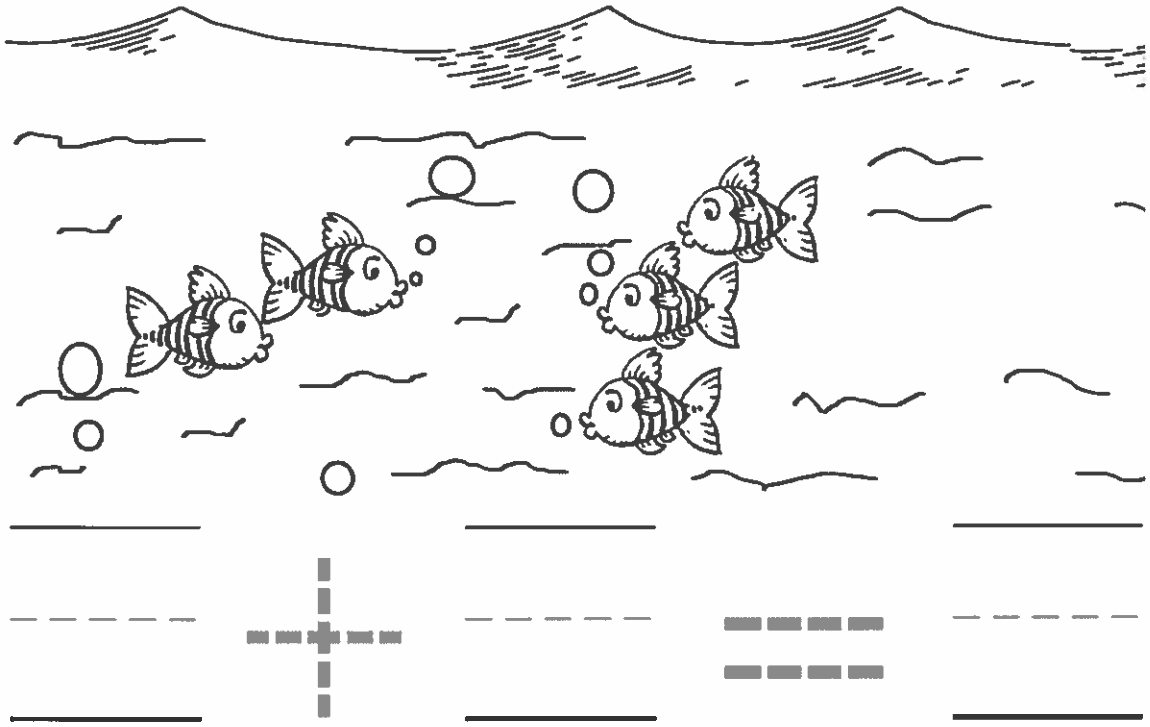

2

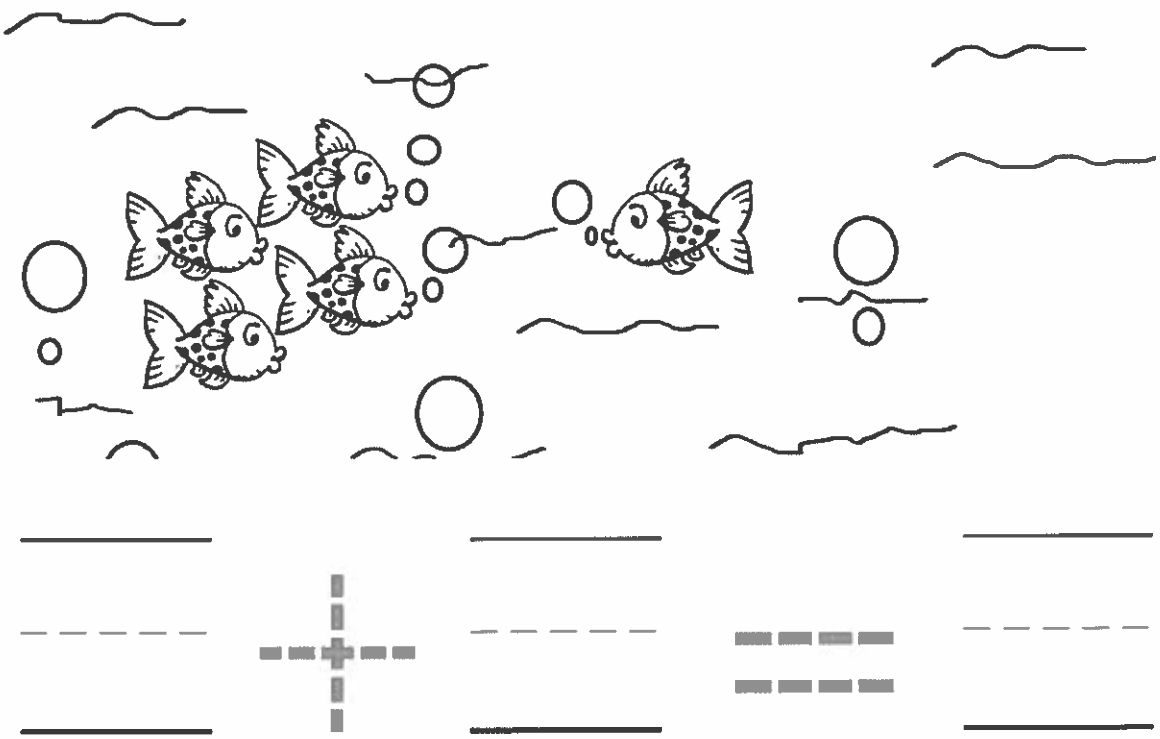

DIRECTIONS 1–2. Count and write how many fish are in each set. Tell and write how many in all.

Essential Question

How do tools help us to explore?

A Bug!

Informational Text

a
tree

a
leaf

Copyright © McGraw-Hill Education

ELD.PI.K.I.Em, ELD.PI.K.6.Em, ELD.PIII.K See the California Standards section.

a
tool



a
bug

Copyright © McGraw-Hill Education

ELD.PI.K.I.Em, ELD.PI.K.6.Em, ELD.PIII.K See the California Standards section.

Respond to the Text

Name _____

What does the girl see first?

What does the tool help the girl see?

It helps her see a

_____

_____

_____

Respond to the Text Guide partners to retell the story. Ask: *What tool does the girl use? What does that tool do?* Guide partners to answer the questions above and share their work. Then ask: *What would you like to look at through a magnifying glass?*

ELD.PI.K.6.Em, ELD.PI.K.10.Em See the California Standards section.

Copyright © McGraw-Hill Education

Name _____ Date _____

Use Vocabulary Words

Say each word.
Write each word.

cold

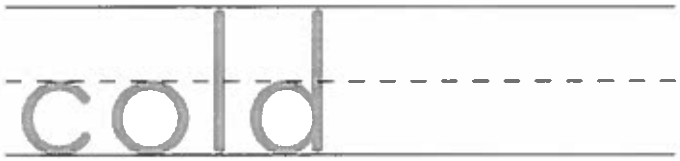

hot



Choose one word.
Draw a picture about the word.

Copyright © The McGraw-Hill Companies, Inc.

Name _____

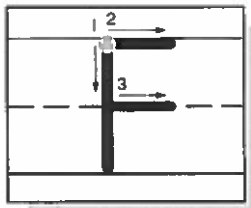

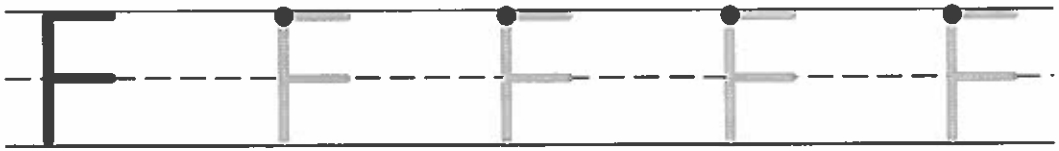

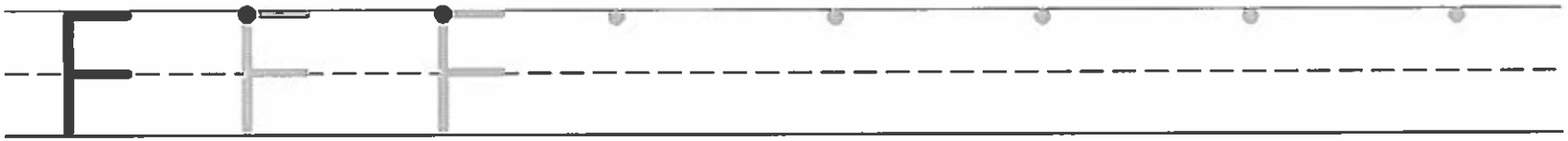

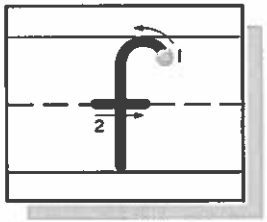

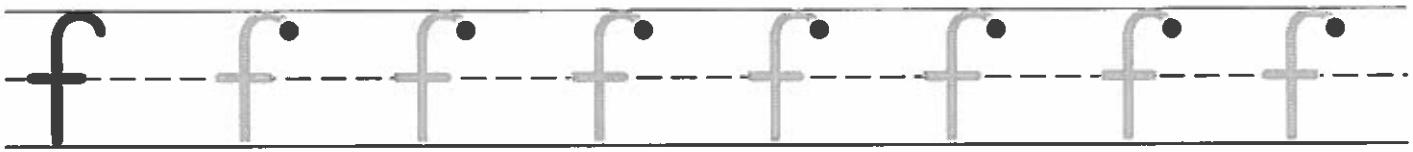

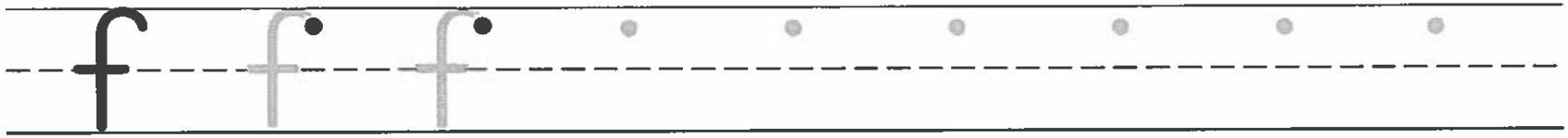

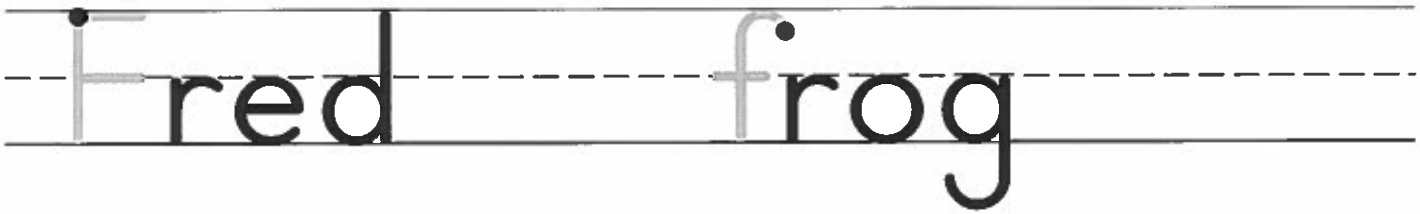

© Macmillan/McGraw-Hill

Directions: *Frog* starts with the letter **F**. Point to the capital **F** and trace it. Trace and write all the capital **F**'s. Point to the small **f** and trace it. Then trace and write all the small **f**'s.

Adding Up Flowers

1



_____ + _____ = _____

2

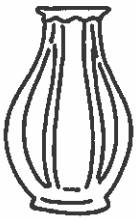

_____ + _____ = _____

DIRECTIONS **1.** Color some of the flower red. Color the rest of the flowers blue. Write how many of each color. Complete the addition sentence to show how many in all. **2.** Draw 4 flowers in the vase. Color some of the flowers yellow. Color the rest of the flowers orange. Write how many of each color. Complete the addition sentence to show how many in all.

Draw and Count

1

8 + ___ = 10

2

7 + ___ = 10

3

6 + ___ = 10

DIRECTIONS 1–3. Draw ten balloons. Look at the first number. Color that many balloons red. Color the rest of the balloons blue. How many balloons did you color blue? Write the number. Trace the symbols to complete the addition sentence.

Essential Question

What shapes do you see around you?

I Like Shapes

Informational Text



I like ○○.
circles



I like □□.
squares

Copyright © McGraw-Hill Education

ELD.PI.K.1.Em, ELD.PI.K.6.Em, ELD.PIII.K See the California Standards section.

I like ▭▭.
rectangles

I like △△!
triangles

Copyright © McGraw-Hill Education

ELD.PI.K.1.Em, ELD.PI.K.6.Em, ELD.PIII.K See the California Standards section.

Respond to the Text

Name _____

What food in the story has a triangle shape?

What is the last shape in the story?

_____

It is a _____

_____

_____

_____

Respond to the Text Ask partners to retell the story. Have them name both the shapes and the objects on each page. Guide children to read and answer the questions, and share their work. Offer a sentence frame for sharing drawings: _____ *has a triangle shape.*

ELD.PI.K.6.Em, ELD.PI.K.10.Em See the California Standards section.

Copyright © McGraw-Hill Education

Name _____ Date _____

Use Vocabulary Words

Say each word.
Write each word.

fly

hop

Choose one word.
Draw a picture about the word.

Copyright © The McGraw-Hill Companies, Inc.

Name _____

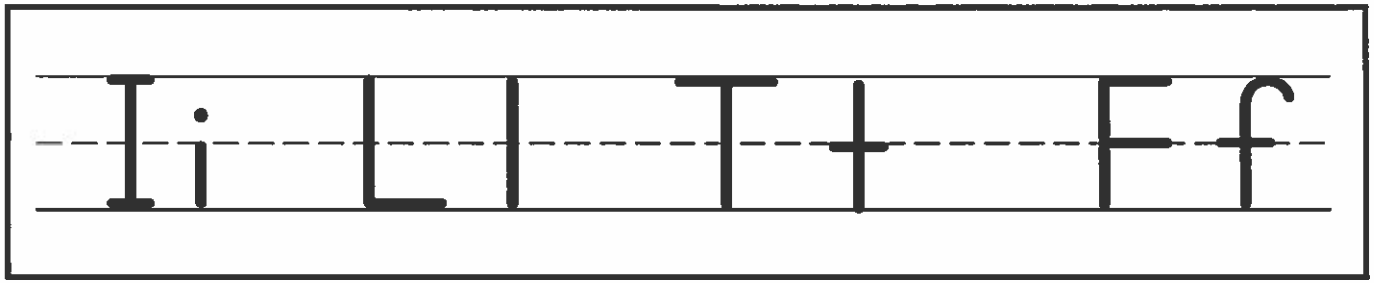



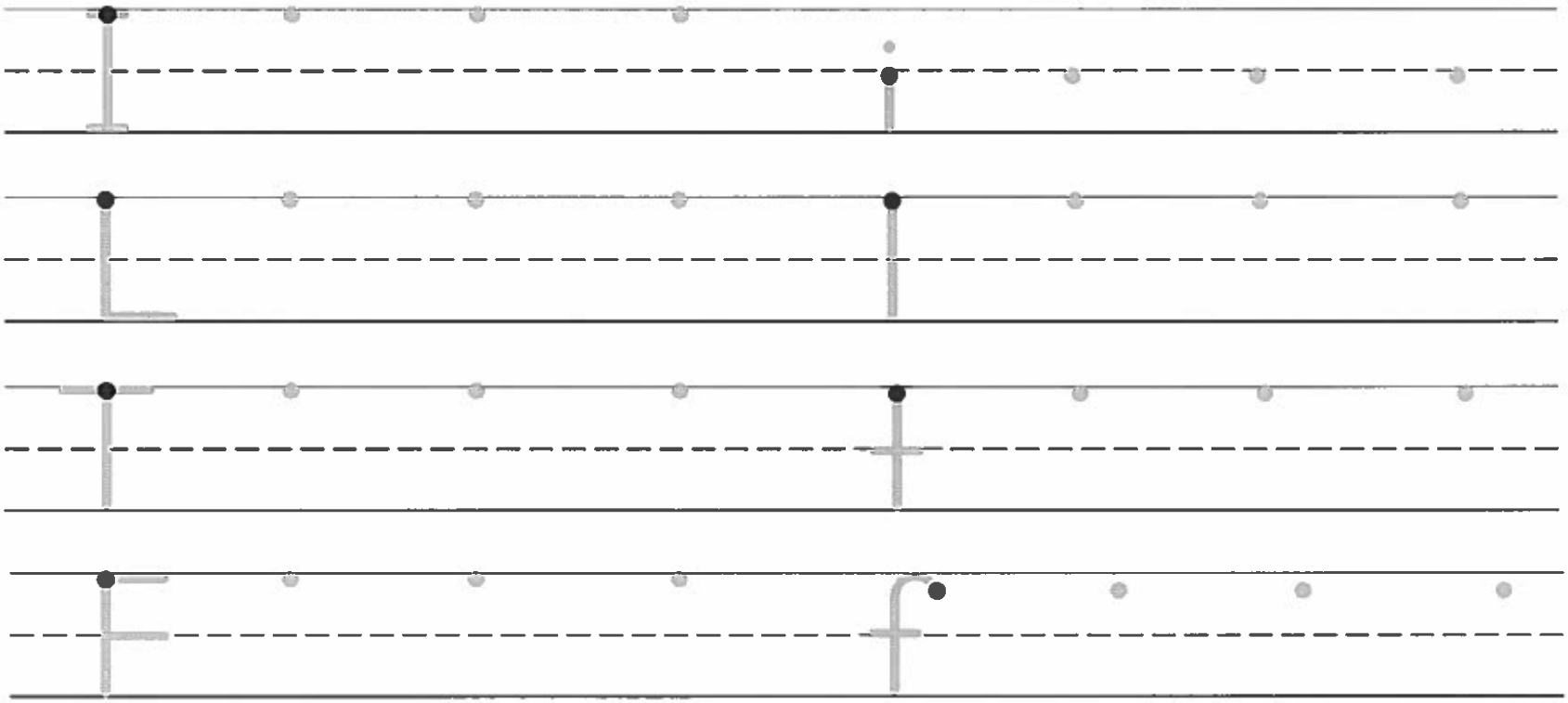

© Macmillan/McGraw-Hill

Directions: Look at the letters in the top box. Name the letters. In each row, trace and write the letters. Circle your best capital letter and your best small letter.

How Many in All?

1

_____ + _____ = _____

7

8

9

2

_____ + _____ = _____

4

5

6

3

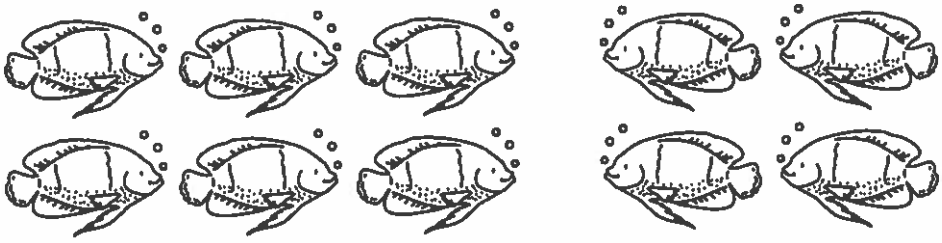

_____ + _____ = _____

8

9

10

DIRECTIONS 1–3. Write how many are in each set. Trace the symbol. Circle the number that shows how many in all.

Pet Store Addition

1



_____ + _____ = _____

2

_____ + _____ = _____

3



_____ + _____ = _____

DIRECTIONS 1–3. Look at the two sets of animals. Complete the addition sentence to show that one set is being added to the other.

Essential Question

What kind of bugs do you know about?

The Caterpillars

Fiction

We like .
flowers

We like .
caterpillars

Copyright © McGraw-Hill Education

We like .
chrysalises



We like !
butterflies

Copyright © McGraw-Hill Education

ELD.PI.K.1.Em, ELD.PI.K.6.Em, ELD.PIII.K See the California Standards section.

Respond to the Text

Name _____

What do the children see on the flowers?

What does the caterpillar turn into?

The caterpillar turns _____ into a _____ .

COLLABORATE **Respond to the Text** Ask partners to take turns retelling the story. Have them use the words *first, next,* and *last* to describe how the caterpillar changes. Guide children to read and complete the questions, and share their answers with a partner.

ELD.PI.K.6.Em, ELD.PI.K.10.Em See the California Standards section.

Copyright © McGraw-Hill Education

Name _____ Date _____

Use Vocabulary Words

☆ **Say each word.**
Write each word.

walk walk

jump jump

☾ **Choose one word.**
Draw a picture about the word.

Copyright © The McGraw-Hill Companies, Inc.

Name _____

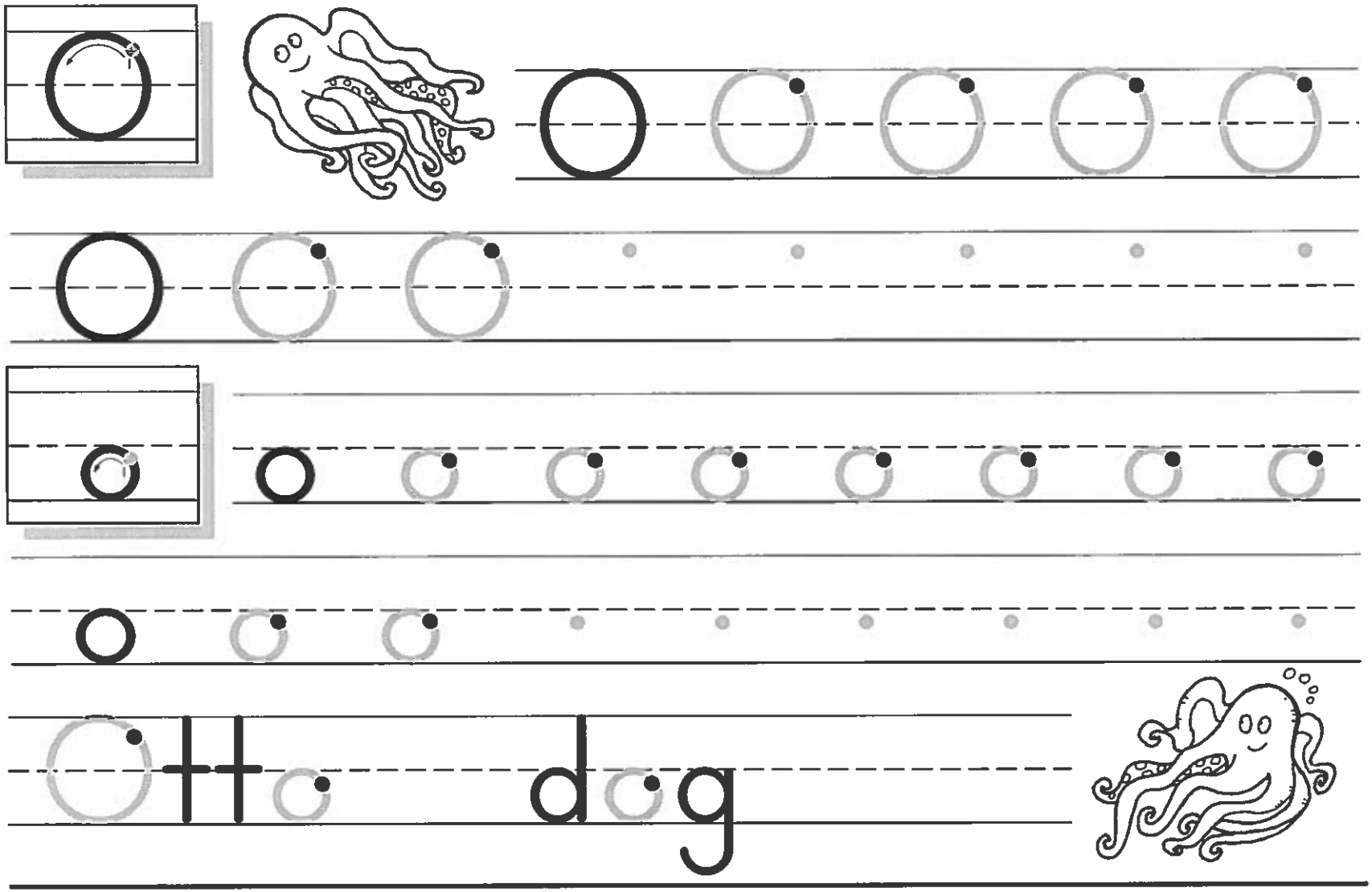

© Macmillan/McGraw-Hill

Directions: *Octopus* starts with the letter **O**. Point to the capital **O** and trace it. Trace and write all the capital **O**'s. Point to the small **o** and trace it. Then trace and write all the small **o**'s.

5 in the Hive

1



5 = ___ + ___

2



5 = ___ + ___

3



5 = ___ + ___

DIRECTIONS 1–3. How many bees are on the hive? How many bees are outside the hive? Write an addition sentence to show a pair of numbers that makes 5.

Addition Party

1



6 = 4 + ___

2

7 = ___ + ___

3

___ = ___ + ___

DIRECTIONS 1. Joey and Maria brought 6 party hats. Joey brought 4 party hats. Draw Maria's party hats. Complete the addition sentence. 2. Jenny and Will brought 7 balloons. Jenny brought 5 balloons. Draw Will's balloons. Complete the addition sentence. 3. Tracey and Maribel brought 7 apples. Tracey brought 3 apples. Draw Maribel's apples. Write the addition sentence.

Essential Question

What rules do we follow in different places?

We Like !

Soccer

Fantasy



We like to .

run



We like to .

kick

Copyright © McGraw-Hill Education

ELD.PI.K.I.Em, ELD.PI.K.6.Em, ELD.PIII.K See the California Standards section.

We like to .

jump



We like to !

win

Copyright © McGraw-Hill Education

ELD.PI.K.1.Em, ELD.PI.K.6.Em, ELD.PIII.K See the California Standards section.

Respond to the Text

Name _____

What do the players like to do? Draw one thing.

What is one rule for playing outdoors?

One rule is _____

_____

_____

_____

Respond to the Text Have partners take turns retelling the story. Talk about how the geckos are playing together. Ask: *What rules are they following? What rules do you follow when you play outdoors?* Guide partners to answer the questions above and share their work.

ELD.PI.K.6.Em, ELD.PI.K.10.Em See the California Standards section.

Copyright © McGraw-Hill Education

Name _____ Date _____

Use Vocabulary Words

☆ **Say each word.**
Write each word.

first first

next next

☾ **Choose one word.**
Draw a picture about the word.

Copyright © The McGraw-Hill Companies, Inc.

Name _____



© Macmillan/McGraw-Hill

Directions: *Camel* starts with the letter **C**. Point to the capital **C** and trace it. Trace and write all the capital **C**'s. Point to the small **c** and trace it. Then trace and write all the small **c**'s.

Picnic for 8



1

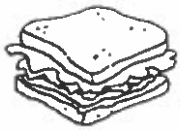

8 = 5 + ___

2

8 = 4 + ___

3

8 = ___ + ___

DIRECTIONS Eight friends are having a picnic. They do not have enough of everything they need. **1–3.** Count the objects in each set. How many more do the friends need? Draw enough to make 8. Complete the addition sentences to show the number pair that makes 8.

Daisy Chains

1



9 = 3 + ___

2



9 = 5 + ___

3



9 = 2 + ___

DIRECTIONS 1–3. Trace the number. Color that many daisies yellow. Then color the rest of the daisies orange. How many daisies are orange? Write the number to show a number pair for 9.

Essential Question

What are the different sounds we hear?

Zoo Sounds

Fiction



I see a

zoo.

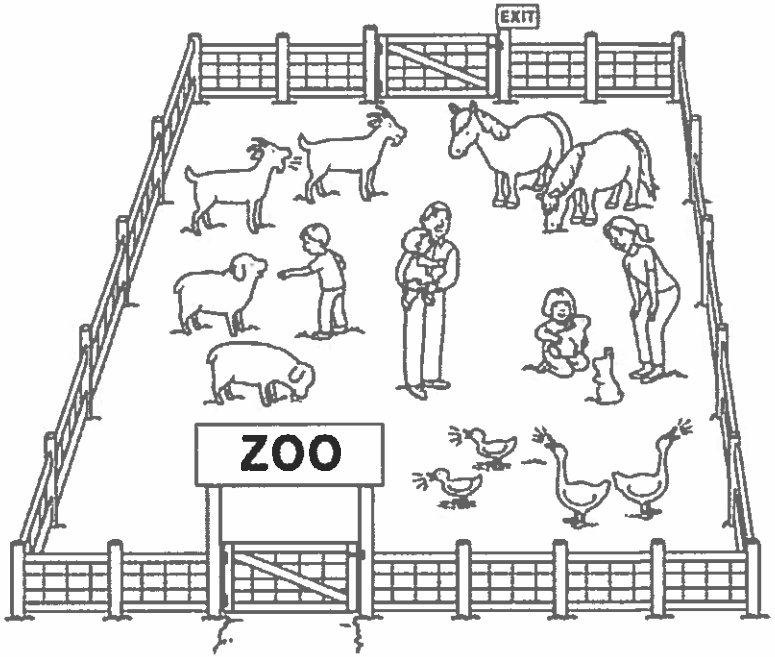

I hear
ducks.

Copyright © McGraw-Hill Education



I hear and .

sheep goats

I hear last!

ponies

Copyright © McGraw-Hill Education

ELD.PI.K.I.Em, ELD.PI.K.6.Em, ELD.PIII.K See the California Standards section.

Respond to the Text

Name _____

What animals are with the sheep?

What animals do the people hear in the story?

They hear _____

_____

_____

_____

Respond to the Text Have partners take turns retelling the story. Ask: *What do you think the people hear in each scene?* Guide children to read and answer the questions, and share their work. Offer sentence frames to describe drawings: *People see* _____. *People hear* _____.

ELD.PI.K.6.Em, ELD.PI.K.10.Em See the California Standards section.

Copyright © McGraw-Hill Education

Name _____ Date _____

Use Vocabulary Words

Say each word.
Write each word.

big big

short short

Choose one word.
Draw a picture about the word.

Copyright © The McGraw-Hill Companies, Inc.

Name _____

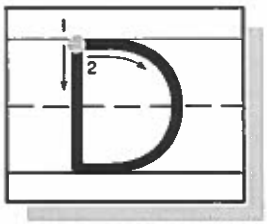



D D D D D

D D D

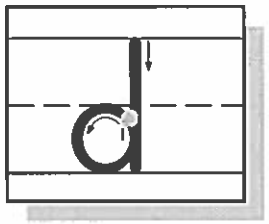

d d d d d d d d

d d d

Dad duck



© Macmillan/McGraw-Hill

Directions: *Duck* starts with the letter **D**. Point to the capital **D** and trace it. Trace and write all the capital **D**'s. Point to the small **d** and trace it. Then trace and write all the small **d**'s.

Add Beads

1

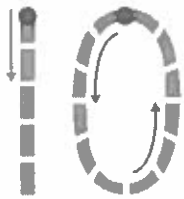

= _____ + _____

2

= _____ + _____

3

= _____ + _____

DIRECTIONS 1–3. Trace the number. Trace or draw that many beads. Color some beads blue. Then color the rest of the beads green. Count and write how many of each color bead to show a number pair.

Name _____

Take Away Balloons

1

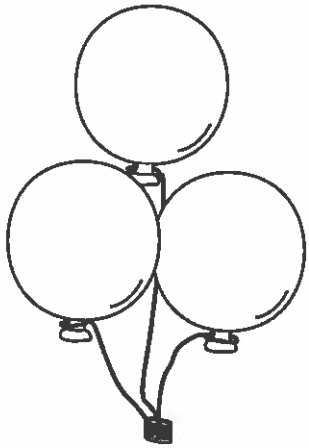

_____ _____ _____

_____ take away _____ is _____.

2

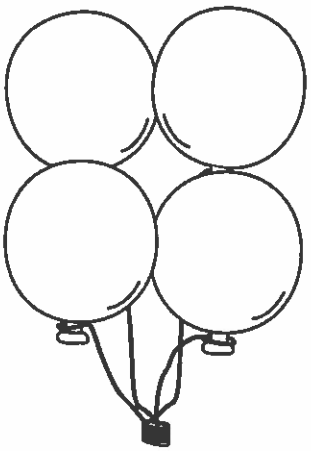

_____ _____ _____

_____ take away _____ is _____.

DIRECTIONS 1–2. Tell a subtraction word problem. Draw to show some balloons flying away. Write the numbers to show the subtraction.

Essential Question

What places do you go to during the week?

We Go and Go!

Fantasy

We go to the .
market



We go to the .
salon

Copyright © McGraw-Hill Education

We go to the .
library



We go !
home

Copyright © McGraw-Hill Education

ELD.PI.K.1.Em, ELD.PI.K.6.Em, ELD.PIII.K See the California Standards section.

Respond to the Text

Name _____

What is your favorite place in the story?

What does Mom do at the market?

Mom

Respond to the Text Ask partners to retell the story and talk about the different places in the book. Guide children to read and complete the questions. Have partners share their answers. Ask: *Which of the places have you visited? Tell about one of them.*

ELD.PI.K.6.Em, ELD.PI.K.10.Em See the California Standards section.

Copyright © McGraw-Hill Education

Name _____ Date _____

Use Vocabulary Words

Say each word.
Write each word.

car _____

truck _____

Choose one word.
Draw a picture about the word.

Copyright © The McGraw-Hill Companies, Inc.

Name _____

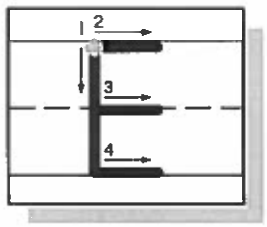



E E E E E

E E E

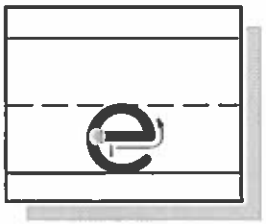

e e e e e e e e e

e e e

Etta egg



Directions: *Elephant* starts with the letter **E**. Point to the capital **E** and trace it. Trace and write all the capital **E**'s. Point to the small **e** and trace it. Then trace and write all the small **e**'s.

© Macmillan/McGraw-Hill

Name _____

Shark Subtraction

1



_____ _____ 2 ____ _____

_____ _____

2



_____ _____ 3 ____ _____

_____ _____

DIRECTIONS **1–2.** Tell a subtraction word problem about the fish. Circle the fish that are swimming away. Write the numbers and trace the symbols to complete the subtraction sentence.

Name _____

Subtraction Stories

1

2

DIRECTIONS 1–2. Tell a subtraction word problem about cubes. Draw the cube train. Model to show the cube train being taken apart. Draw the cube train parts. Write the subtraction sentence for your word problem.

Essential Question

What do people use to do their jobs?

The Chef

Informational Text

You can see a .
chef

You can see a .
pot

Copyright © McGraw-Hill Education

ELD.PI.K.1.Em; ELD.PI.K.6.Em; ELD.PIII.K See the California Standards section.



You can see a .
bowl

You can see a !
spoon

Copyright © McGraw-Hill Education

Respond to the Text

Name _____

What does the chef put in the bowl first?

What does the chef cook in?

He cooks in a _____

_____

_____

_____

Respond to the Text Guide partners to use the words *first, next,* and *last* as they take turns retelling the story. Ask: *What tools does the chef use? What tools does the girl use?* Then ask partners to read and complete the questions above, and share their answers.

ELD.PI.K.6.Em, ELD.PI.K.10.Em See the California Standards section.

Copyright © McGraw-Hill Education

Name _____ Date _____

Use Vocabulary Words

Say each word.
Write each word.

windy windy

sunny sunny

Choose one word.
Draw a picture about the word.

Copyright © The McGraw-Hill Companies, Inc.

Name _____

Oo Cc Dd Ee



O o

C c

D d

E e

© Macmillan/McGraw-Hill

Directions: Look at the letters in the top box. Name the letters. In each row, trace and write the letters. Circle your best capital letter and your best small letter.

Name _____

Duck Subtraction

1



_____ _____ _____

_____ _____ _____

2



_____ _____ _____

_____ _____ _____

3



_____ _____ _____

_____ _____ _____

DIRECTIONS **1.** Tell a subtraction word problem. Circle and mark an X to show how many are being taken from the set. Write the subtraction sentence. **2–3.** Tell a different subtraction word problem. Circle and mark an X to show how many are being taken from the set. Write the subtraction sentence.

Name _____

Bead Subtraction

1

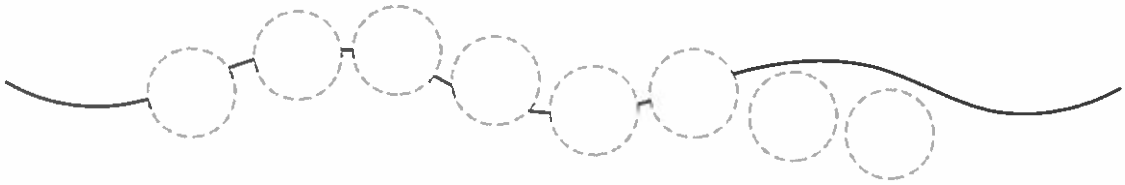

2

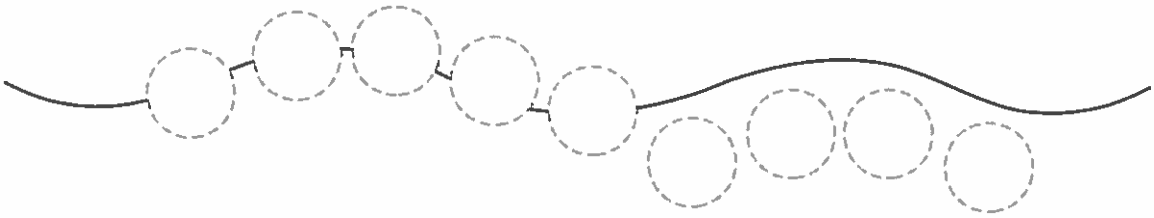

3

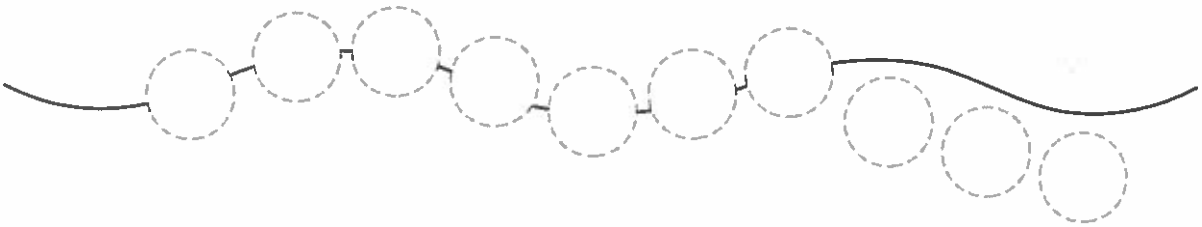

DIRECTIONS 1–3. Tell a subtraction word problem. Color the beads on the string one color. Color the beads that have fallen off another color. Complete the subtraction sentence to show the problem.