


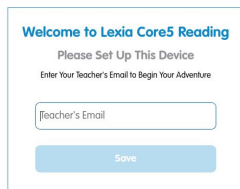


How To for Students: Lexia

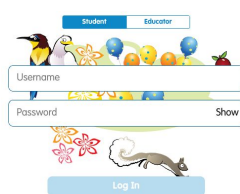
Follow these steps



STEP 1: Download the free Lexia Core5 Reading app on your device or go to www.lexiacore5.com to get started.



STEP 2: The first time your child uses Lexia, you need to enter the teacher email shown below. Your child can then log in with their username and password listed below.




Teacher Email (for setup): lmule@suffield.org

Username: student's first initial last name (i.e. lmule)

Password: 2031

Note: It is important that your child **works without any help** while using Lexia. All of the work your child does at home is recorded and reported to school. This way, teachers can see when help is needed and provide additional instruction.



STEP 3: Once logged in, your child will be taking an initial placement assessment. This assessment is adaptive. It will inform the program where instruction should begin. This assessment should only take approximately 15 minutes.



STEP 4: After login, students complete a one-minute warm up.



STEP 5: Students then select an activity and begin working.