






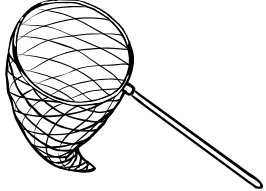






Print these **Lexia Skill Builders®** to use as pencil and paper practice activities that will reinforce and extend skills acquired online.

Level	Activity	# of pages
Core5 L5	Medial Vowels	5
Total		5

Name: _____



Look at the picture and say the word. Then, circle the letter that makes the vowel sound you hear in the middle of the word.

<p>1</p>  <p>a o u</p>	<p>2</p>  <p>o a i</p>	<p>3</p>  <p>o e a</p>
<p>4</p>  <p>i o a</p>	<p>5</p>  <p>e u i</p>	<p>6</p>  <p>a i e</p>
<p>7</p>  <p>o e i</p>	<p>8</p>  <p>u a i</p>	<p>9</p>  <p>a o e</p>
<p>10</p>  <p>i o u</p>	<p>11</p>  <p>i o a</p>	<p>12</p>  <p>i a e</p>




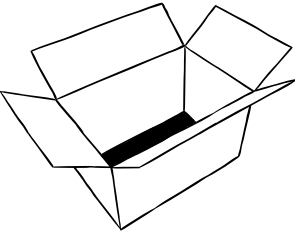


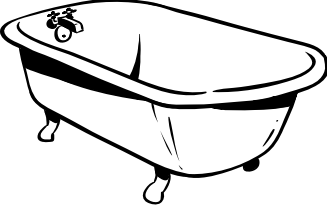


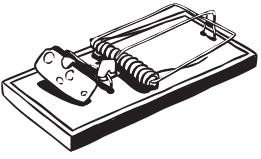


1. bag, 2. lip, 3. pot, 4. pig, 5. web, 6. net, 7. pen, 8. cat, 9. mop, 10. fin, 11. log, 12. map

★ Say each word, one sound at a time. For example, the sounds in bag are /b/ /a/ /g/.

Name: _____



Look at the picture and say the word. Then, circle the letter that makes the vowel sound you hear in the middle of the word.

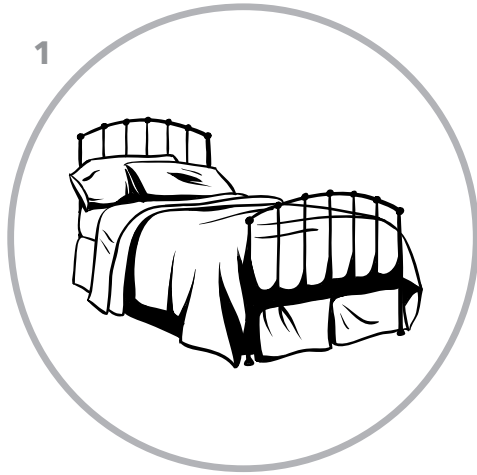
1  a e o	2  i o u	3  a e u
4  a e o	5  e o u	6  a o u
7  e i u	8  a i o	9  a e u
10  a e u	11  e i o	12  a o u

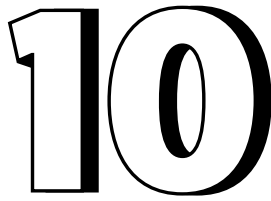
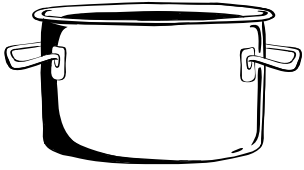
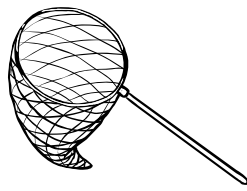



1. top, 2. bus, 3. sun, 4. box, 5. duck, 6. hat, 7. tub, 8. pin, 9. bed, 10. trap, 11. nest, 12. flag

★ Say each word, one sound at a time. For example, the sounds in top are /t/ /o/ /p/.

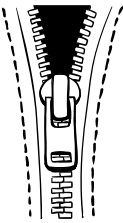





Name: _____

Look at the picture in the circle and say the word. Listen for the vowel sound in the middle of the word. Then, circle the three pictures that have the same middle vowel sound.



a		b	
c		d	
e		f	



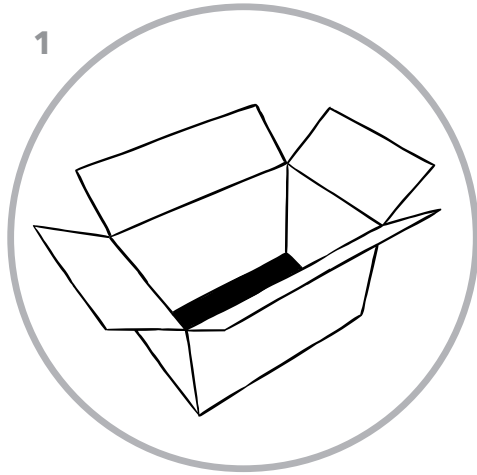
a		b	
c		d	
e		f	


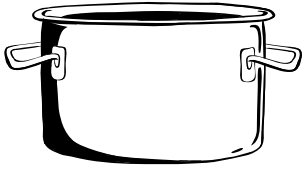




1. BED: a. ten, b. pot, c. net, d. fan, e. log, e. web; 2. BUG: a. zip, b. nut, c. sun, d. hen, e. dot, f. bus

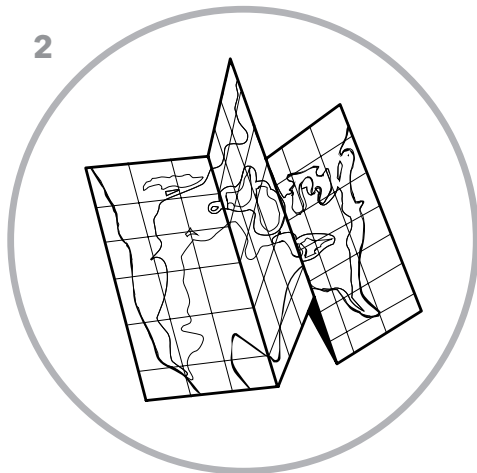
★ Look at the pictures you did *not* circle. Say each word, one sound at a time.







Name: _____

Look at the picture in the circle and say the word. Listen for the vowel sound in the middle of the word. Then, circle the three pictures that have the same middle vowel sound.



a		b	
c		d	
e		f	



a		b	
c		d	
e		f	

1. BOX: a. fin, b. pot, c. top, d. cup, e. mop, f. bed; 2. MAP: a. leg, b. hat, c. nut, d. tag, e. top, f. flag

★ Look at the pictures you did *not* circle. Say each word, one sound at a time.


Name: _____

Cut out the pictures at the bottom of the page. Then, find all the pictures with the same middle vowel sound as the circled letters and glue them into the correct box.

O



i



1. zip, 2. top, 3. pig, 4. fin, 5. pot, 6. log

★ Think of another word with the same middle vowel sound as the circled letters.

