

Print these **Lexia Skill Builders®** to use as pencil and paper practice activities that will reinforce and extend skills acquired online.

Level	Activity	# of pages
Core5 L6	Picture-Phrase Match	6
Total		6

Name: _____




Read each phrase. Then, draw a line to connect the phrase to the correct picture.


1 a cup in a hat




2 a hat on a rug




3 a mop on a van



4 a van in a pot



5 a pot on a cup



★ Read each phrase to a partner.

Name: _____



Read each phrase. Then, draw a line to connect the phrase to the correct picture.


1 a dog in a web




2 a wig on a dog



3 a cup on a bed



4 a bug in a cup



5 a bed on a log




★ Read each phrase to a partner.

Name: _____



Circle the phrase that matches each picture. Then, write the words on the line.

1




a bug
a cat
a net

2



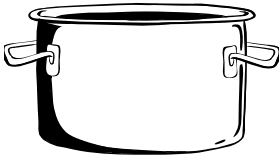
the wig
the sub
the cat

3



a nut
a pig
a hen

4



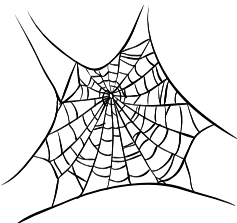
the web
the pot
the mug

5



a dog
a cup
a bat

6



the lap
the nut
the web

★ Read the phrases that you circled to a partner. Then, use each phrase in a sentence.

Name: _____




Circle the phrase that matches each picture. Then, write the words on the line.

1




a top
a bed
a sun

2




the map
the net
the leg

3



a hen
a mop
a bug

4




the bug
the lot
the net

5



a bus
a pig
a bat

6



the pan
the bus
the sun

★ Read the phrases that you circled to a partner. Then, use each phrase in a sentence.

Name: _____



Read each phrase. Then, draw a picture to match.

1

a red hat

2

a blue mug

3

a green bug

4

a wet mop

★ Tell a story that uses each phrase.

Name: _____



Read each phrase. Then, draw a picture to match.

1

a big dog

2

a yellow bus

3

a black cat

4

a brown nut

★ Tell a story that uses each phrase.