

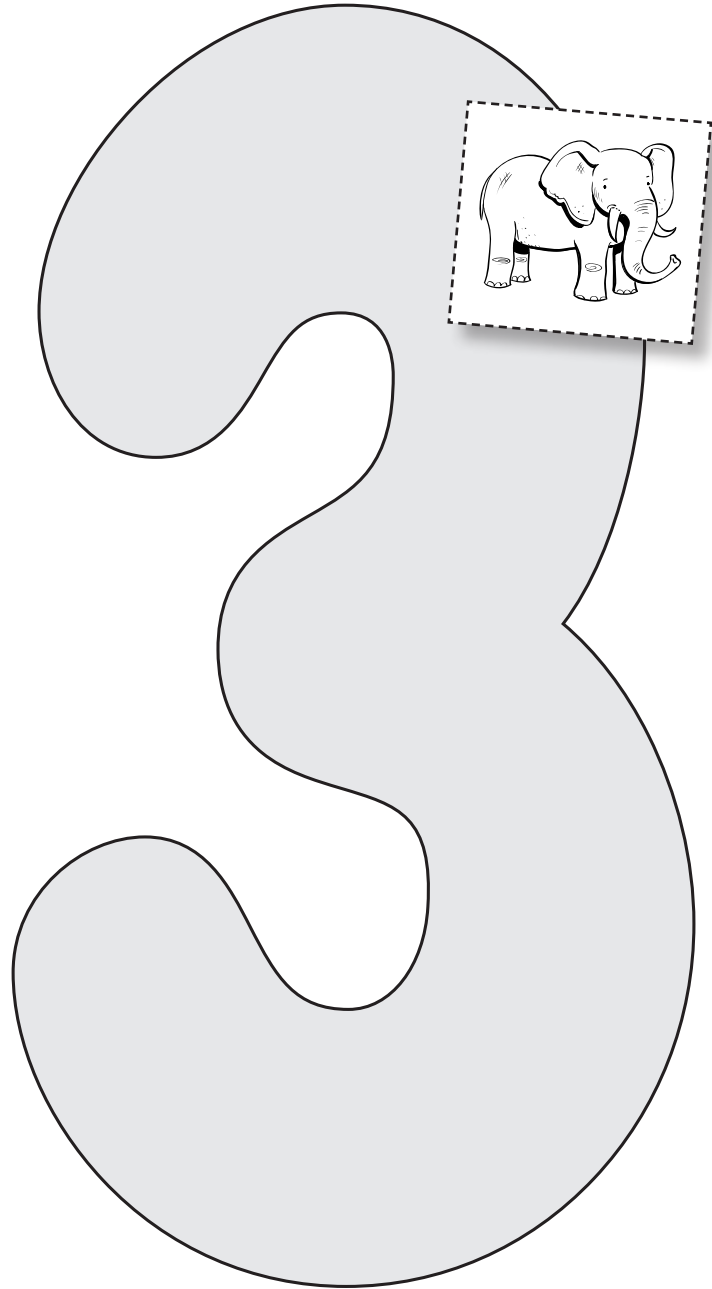
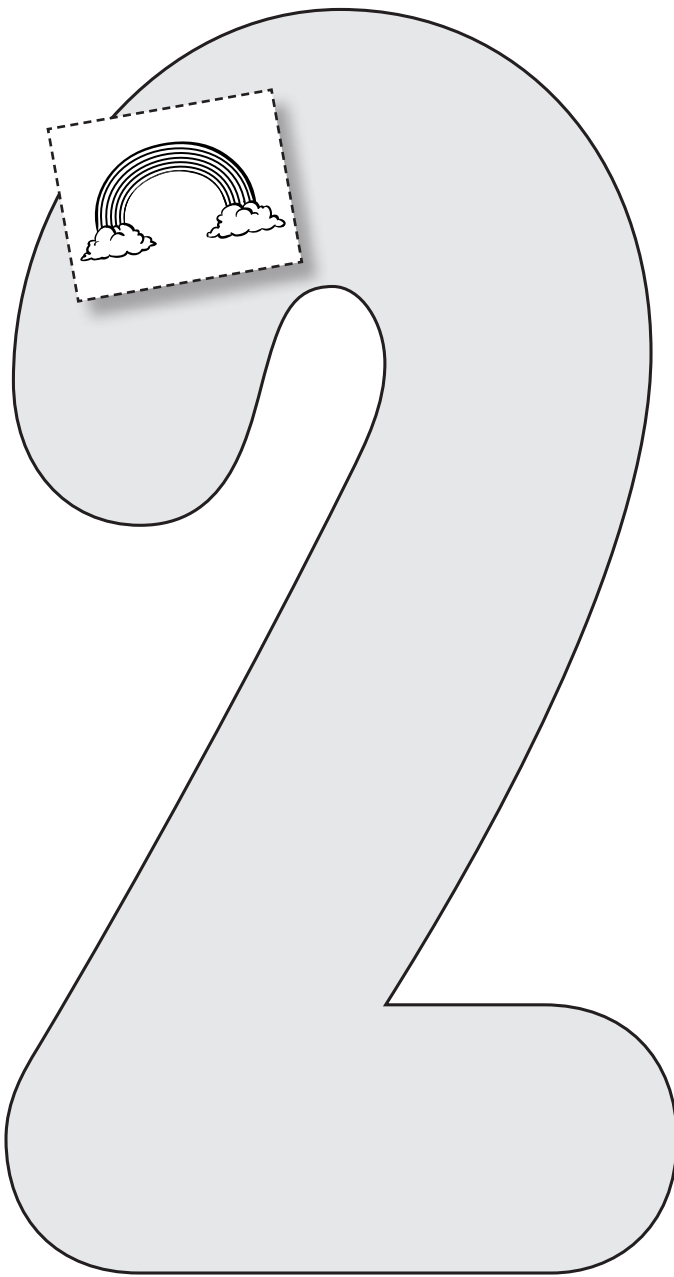
Print these **Lexia Skill Builders®** to use as pencil and paper practice activities that will reinforce and extend skills acquired online.

Level	Activity	# of pages
Core5 L2	Blending & Segmenting 1	6
<b>Total</b>		<b>6</b>

Name: \_\_\_\_\_



Cut out the pictures at the bottom of the page and count the *syllables* in each word. Then, glue each picture onto the correct number.



RAINBOW, ELEPHANT; 1. umbrella, 2. hamburger, 3. apple, 4. gumball, 5. banana, 6. candle


★ Count the syllables in your name. Write the number at the top of the page.




1



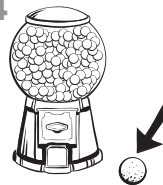
2



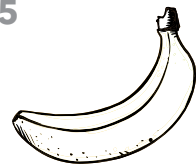
3



4



5



6









Name: \_\_\_\_\_


Look at each row and say the words in the first box. Blend the two words together to make a new word. Circle or  the picture of the new word.


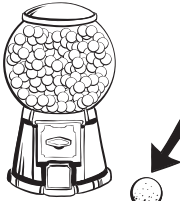

1




		
---	--	---




2



		
---	--	---

3



		
---	--	---

4



		
---	--	---

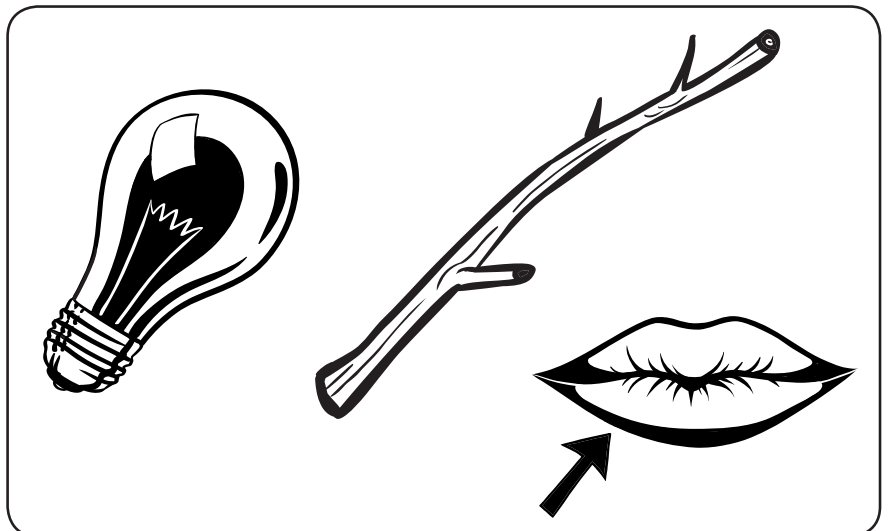
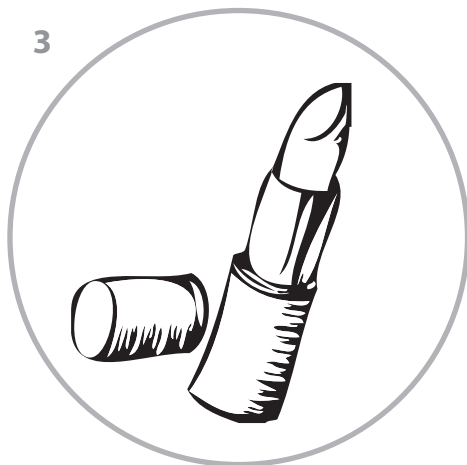


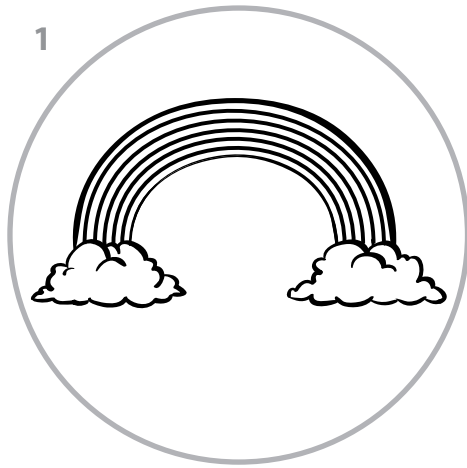
1. light + house, houseboat, lighthouse, airplane; 2. gum + ball, seagull, gumball, soccer ball; 3. hot + dog, hotdog, hamburger, doughnut; 4. pan + cake, teacup, cupcake, pancake

★ Name the pictures you did not 

Name: \_\_\_\_\_



Look at the picture in each circle. Say the word in parts. Circle the pictures of the small words that you hear.




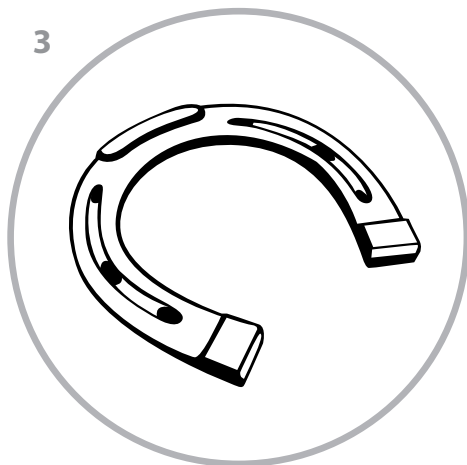



1. RAINBOW: rain, sun, bow; 2. FIREMAN: fire, fan, man; 3. LIPSTICK: light, stick, lip

★ Count the number of syllables in each circled word. Write the number in the circle.

Name: \_\_\_\_\_



Look at the picture in each circle. Say the word in parts. Circle the pictures of the small words that you hear.









1. SEAHORSE: man, horse, sea; 2. STARFISH: fish, star, boat; 3. HORSESHOE: house, shoe, horse

★ Count the number of syllables in each circled word. Write the number in the circle.

Name: \_\_\_\_\_



Look at each picture and say the word one syllable at a time. Circle the number of syllables you hear.

<p>1</p>  <p>1 2 3</p>	<p>2</p>  <p>1 2 3</p>
<p>3</p>  <p>1 2 3</p>	<p>4</p>  <p>1 2 3</p>
<p>5</p>  <p>1 2 3</p>	<p>6</p>  <p>1 2 3</p>







1. pumpkin, 2. octopus, 3. elephant, 4. scissors, 5. candle, 6. horse

★ For each picture, take turns with a partner saying one syllable at a time.

Name: \_\_\_\_\_



Look at each picture and say the word one syllable at a time. Circle the number of syllables you hear.

<p>1</p>  <p>1 2 3</p>	<p>2</p>  <p>1 2 3</p>
<p>3</p>  <p>1 2 3</p>	<p>4</p>  <p>1 2 3</p>
<p>5</p>  <p>1 2 3</p>	<p>6</p>  <p>1 2 3</p>

1. hammer, 2. umbrella, 3. train, 4. robot, 5. spider, 6. banana

★ For each picture, take turns with a partner saying one syllable at a time.