

Print these **Lexia Skill Builders®** to use as pencil and paper practice activities that will reinforce and extend skills acquired online.







Level	Activity	# of pages
Core5 L6	Consonant Digraphs	5
Total		5

Name: _____

Say the sound made by the letters in each circle. Circle or  the three pictures that *begin* with that sound.


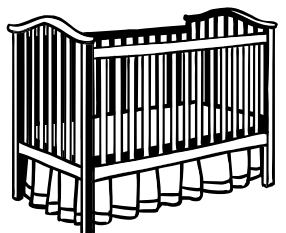

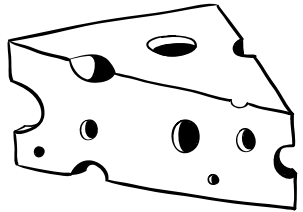

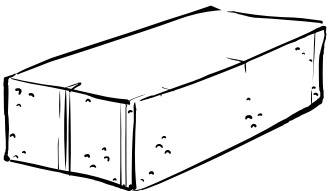
1

sh

a 	b 
c 	d 
e 	f 

2

ch

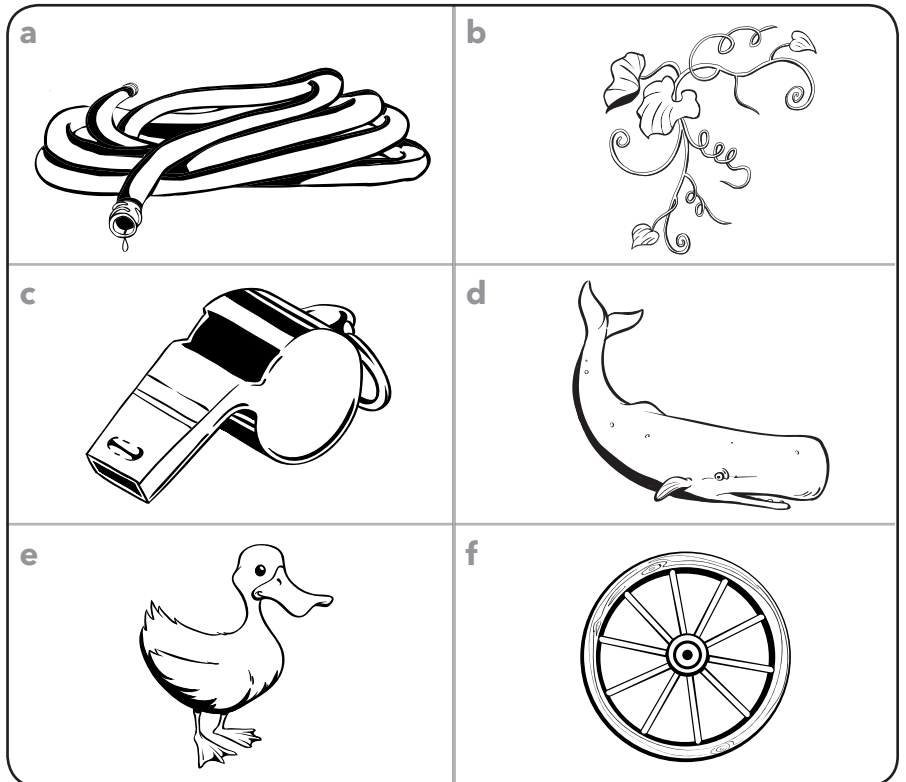
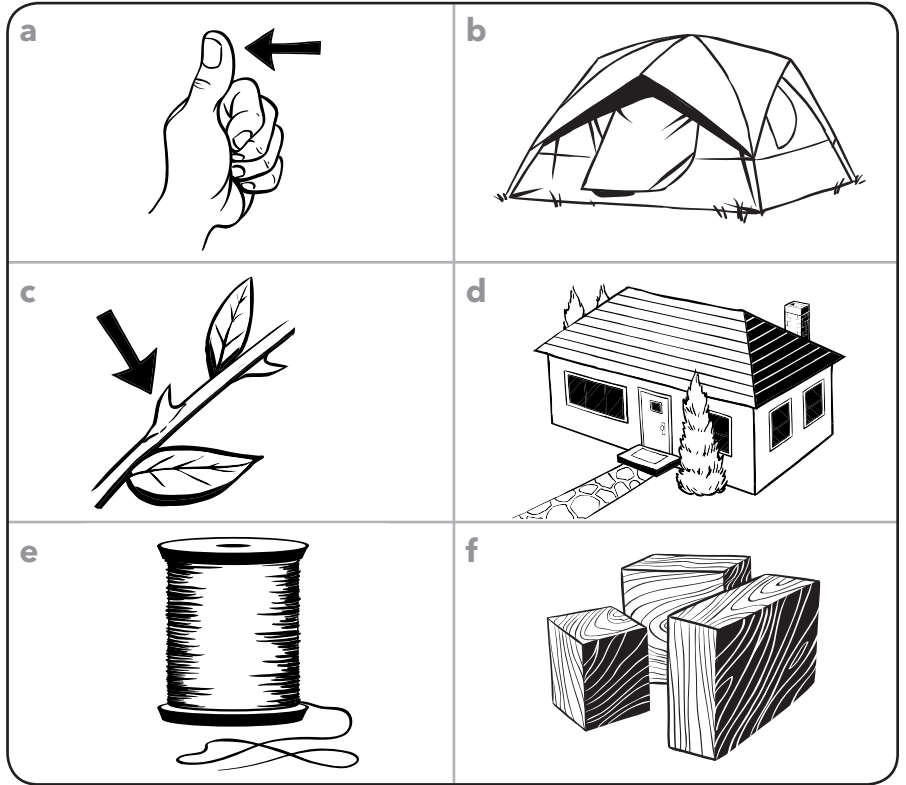
a 	b 
c 	d 
e 	f 

★ For each digraph, think of another word that *begins* with the same sound.

Name: _____



Say the sound made by the letters in each circle. Circle  the three pictures that *begin* with that sound.









★ For each digraph, think of another word that *begins* with the same sound.

Name: _____









Say the sound made by the letters in each circle. Circle  the three pictures that end with that sound.

1
-ck

a 	b 
c 	d 
e 	f 

2
-ng









a 	b 
c 	d 
e 	f 

★ For each digraph, think of another word that ends with the same sound.

Name: _____



Circle the letter or letters that make the *beginning* sound of the word. Then, write the letter or letters in the blank.







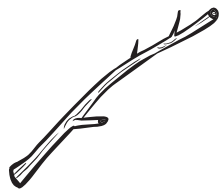

<p>1</p>  <p>sh sk</p> <p>sh ip</p>	<p>2</p>  <p>cl ch</p> <p>op</p>
<p>3</p>  <p>sh wh</p> <p>ell</p>	<p>4</p>  <p>ch wh</p> <p>in</p>
<p>5</p>  <p>sh th</p> <p>in</p>	<p>6</p>  <p>sp sh</p> <p>op</p>
<p>7</p>  <p>ch cr</p> <p>ip</p>	<p>8</p>  <p>sl sh</p> <p>ed</p>

★ Read these words to a partner. Then, use each word in a sentence.

Name: _____



Circle the letter or letters that make the ending sound of the word. Then, write the letter or letters in the blank.

<p>1  sp th</p> <p>ba <u>th</u></p>	<p>2  sh sp</p> <p>fi _____</p>
<p>3  nk ck</p> <p>du _____</p>	<p>4  ck ng</p> <p>ri _____</p>
<p>5  th nk</p> <p>pa _____</p>	<p>6  sh st</p> <p>bru _____</p>
<p>7  st ck</p> <p>sti _____</p>	<p>8  ng ch</p> <p>ki _____</p>

★ Read these words to a partner. Then, use each word in a sentence.