

Fine Motor/Sensory Activities

1. Widgitonline offers a free 21 day trial where you can make visual schedules to support home learning and TONS of other symbol supported activities. It is very easy to use, you just type and the appropriate symbols will appear! (Widgit also has a dual language component to support students who speak English as an additional language) <https://widgitonline.com/> (Below is a free sample schedule)



A visual schedule chart titled "Home Learning Schedule" with a grid of 14 activities. Each activity is represented by a clock icon showing the time and a small icon of the activity. The activities are: 8:00 breakfast, 9:00 exercise, 10:00 shower / hygiene, 11:00 learning time, 12:00 lunch, 1:00 free time, 2:00 learning time, 3:00 life skills, 4:00 tech time, 5:00 dinner, 6:00 quiet activity, and 7:00 bedtime. The chart is credited to "Breezy Special Ed" at the bottom.

Time	Activity	Time	Activity
8:00	breakfast	2:00	learning time
9:00	exercise	3:00	life skills
10:00	shower / hygiene	4:00	tech time
11:00	learning time	5:00	dinner
12:00	lunch	6:00	quiet activity
1:00	free time	7:00	bedtime

2. Busy Toddler has a great article for making sensory/fine motor activities. Most activities are created using common household items and are tons of fun!! <https://busytoddler.com/sensory-activities/>

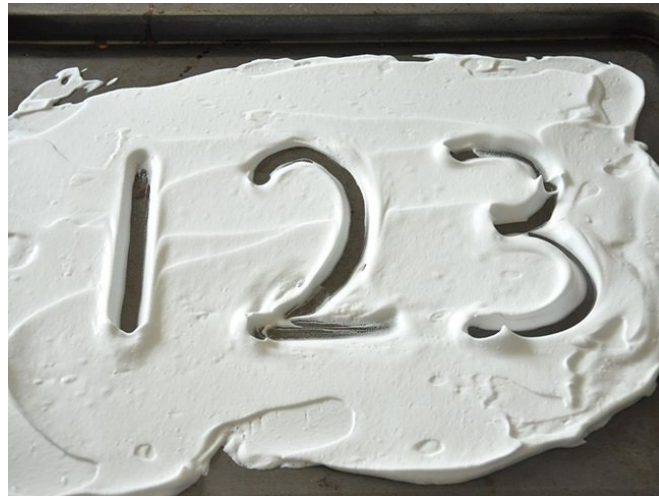


3. Play dough and Pasta fine motor activity is a fun way to work on those fine motor skills and strengthen the muscles in your child's fingers and hands! <https://happyhooligans.ca/fine-motor-development-playdough-pasta/>



4. Shaving Cream Sensory Play is a fun and engaging activity that could be used to work on so many different skills! Have your child write their name or write letters/numbers/shapes in shaving cream. You can have your child practice spelling words in the shaving cream. This is a great activity that can be adapted for any age/grade level. You can also add food coloring, letters, numbers and other fun stuff in the shaving cream and have your child search for them! (You can substitute shaving cream for whipped cream if needed!)

<https://www.learning4kids.net/2014/06/08/shaving-cream-activity-tray/>



5. Sorting activities can also easily be made with common house hold items. You can sort colored straws, Popsicle sticks (or really any colored items) into different cups, cut out small shapes and sort shapes, etc.



























Activity: Matching Game- Spring

Work with your child to label or find the vocabulary words. Talk about each word and the pictures. Have your child say the name of each picture or point to the pictures. You can have the child point to the matching picture in order to reuse OR draw a line OR cut and glue the items to the matches.

Questions to ask:

Where is the _____? Can you find the _____? What do you do with a _____? What color is the _____?



<p>spring</p> 	<p>bird</p> 	<p>bird nest</p> 	<p>spring</p> 	<p>bird</p> 	<p>bird nest</p> 
<p>flower</p> 	<p>grass</p> 	<p>grow</p> 	<p>flower</p> 	<p>grass</p> 	<p>grow</p> 
<p>raining</p> 	<p>rainbow</p> 	<p>sunny</p> 	<p>raining</p> 	<p>rainbow</p> 	<p>sunny</p> 
<p>umbrella</p> 	<p>rain boots</p> 	<p>raincoat</p> 	<p>umbrella</p> 	<p>rain boots</p> 	<p>raincoat</p> 

Activity: Matching Game- Actions

Work with your child to label or find the vocabulary words. Talk about each word and the pictures. Have your child say the name of each picture or point to the pictures. You can have the child point to the matching picture in order to reuse OR draw a line OR cut and glue the items to the matches.

Questions to ask:

Where is the _____? Can you find the _____? What do you do with a _____? What color is the _____?





Activity: Matching Game- Shapes

Work with your child to label or find the vocabulary words. Talk about each word and the pictures. Have your child say the name of each picture or point to the pictures. You can have the child point to the matching picture in order to reuse OR draw a line OR cut and glue the items to the matches.

Questions to ask:

Where is the _____? Can you find the _____? What do you do with a _____? What color is the _____?

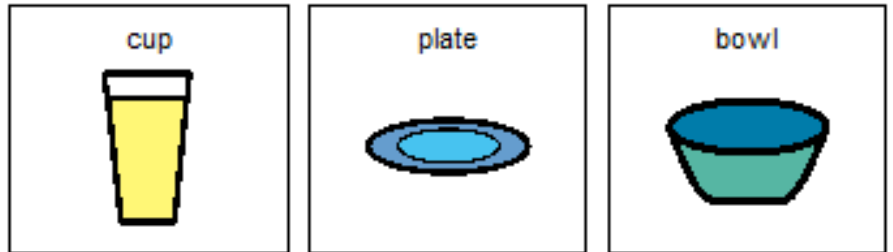
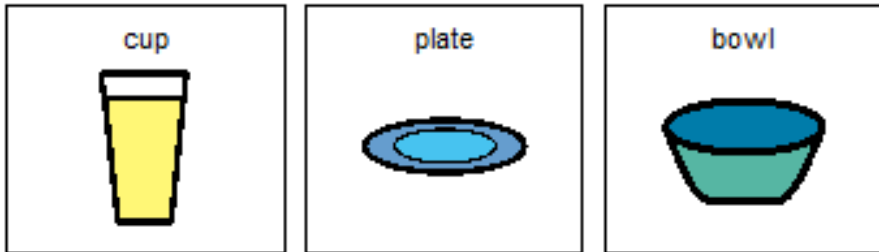
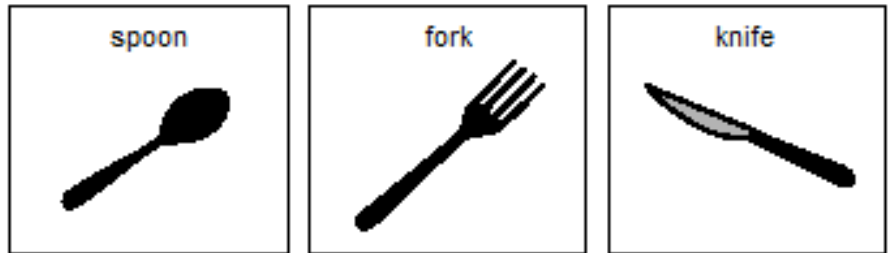
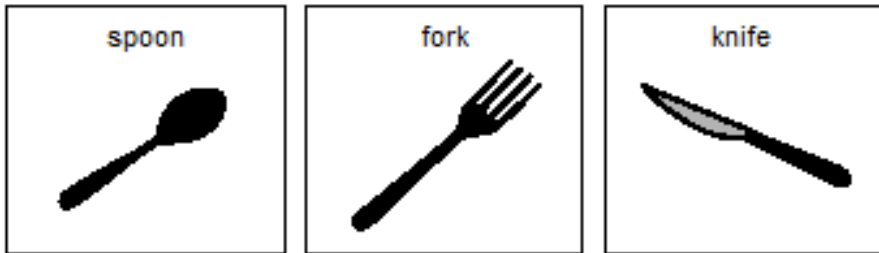
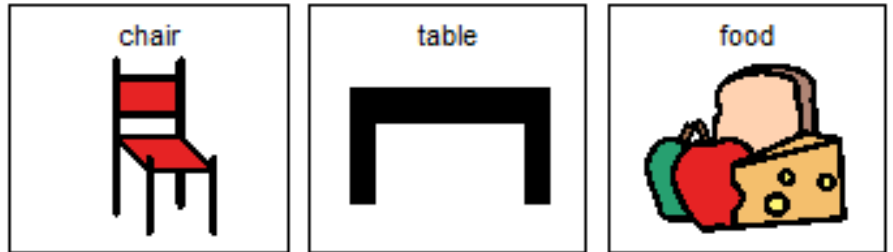
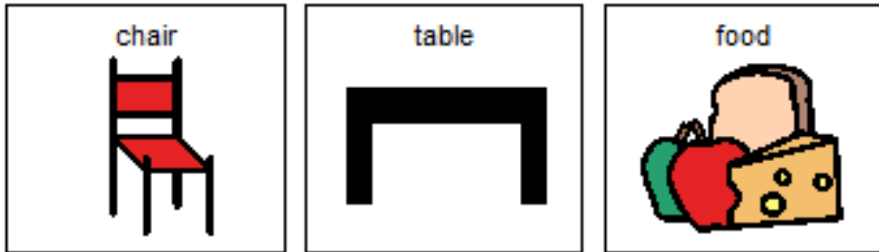


Activity: Matching Game- Kitchen

Work with your child to label or find the vocabulary words. Talk about each word and the pictures. Have your child say the name of each picture or point to the pictures. You can have the child point to the matching picture in order to reuse OR draw a line OR cut and glue the items to the matches.

Questions to ask:

Where is the _____? Can you find the _____? What do you do with a _____? What color is the _____?



Work with your child to write or trace their name and draw a person.

Work with your child to answer Personal Safety questions.


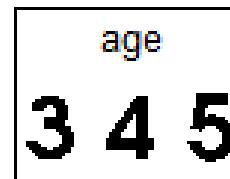
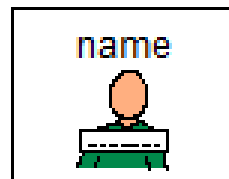
Home Address

Full name (first, last)

Age

Phone Number

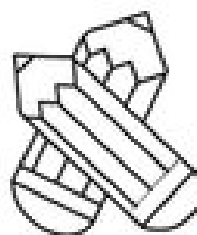

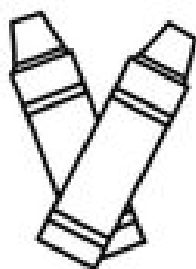
Name of School



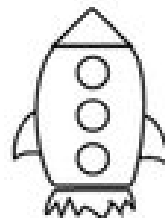
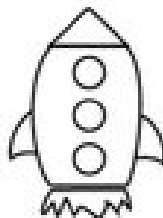
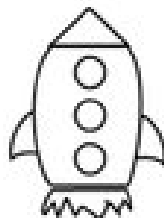
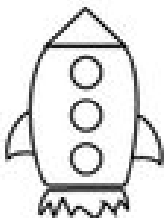
1. Days of the Week by The Learning Station - <https://www.youtube.com/watch?v=LIQsyHoLudQ>
2. Month of the Year Story Bots - https://www.youtube.com/watch?v=wkRkzn74Q9U&list=PLqv4y60m_3_BsDssdzvrCueiho5Tc-1j8&index=12
3. Check out the Weather - <https://www.youtube.com/watch?v=RmSKsyJ15yg> or <https://www.youtube.com/watch?v=KUSbazn3STo>
4. Seasons Song - <https://www.youtube.com/watch?v=8Zjpl6fgYSY> or <https://www.youtube.com/watch?v=ksGiLalx39c&list=RD8Zjpl6fgYSY&index=6>
5. 5 Little Shapes - https://www.youtube.com/watch?v=XbuPyN_XFNk
6. Colors - <https://www.youtube.com/watch?v=tQASh8bbkUY> or <https://www.youtube.com/watch?v=W5jdJ2CsFuM>
7. Alphabet ASL Song - https://www.youtube.com/watch?v=1btvnlD6Z_A
8. Number Rock - <https://www.youtube.com/watch?v=v4sWyckBaOM>
9. Bounce Patrol Counting - <https://www.youtube.com/watch?v=XYPsRs7HVz8>

Bounce Patrol on Youtube has TONS of educational songs (letters, numbers, colors, shapes, etc) and the kids LOVE them! The kids also love all of the Gigglebellies songs.

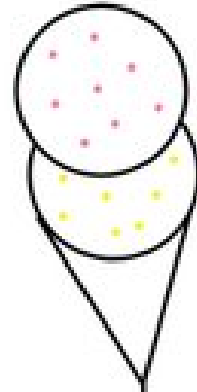

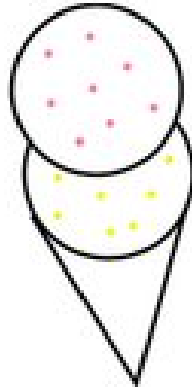

Vertical Line Tracing






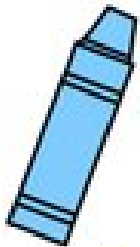

Straight Line Tracing



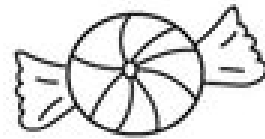

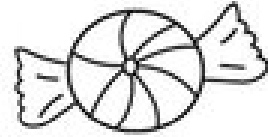
Vertical Line Practice





Trace the Lines




Horizontal Line Practice



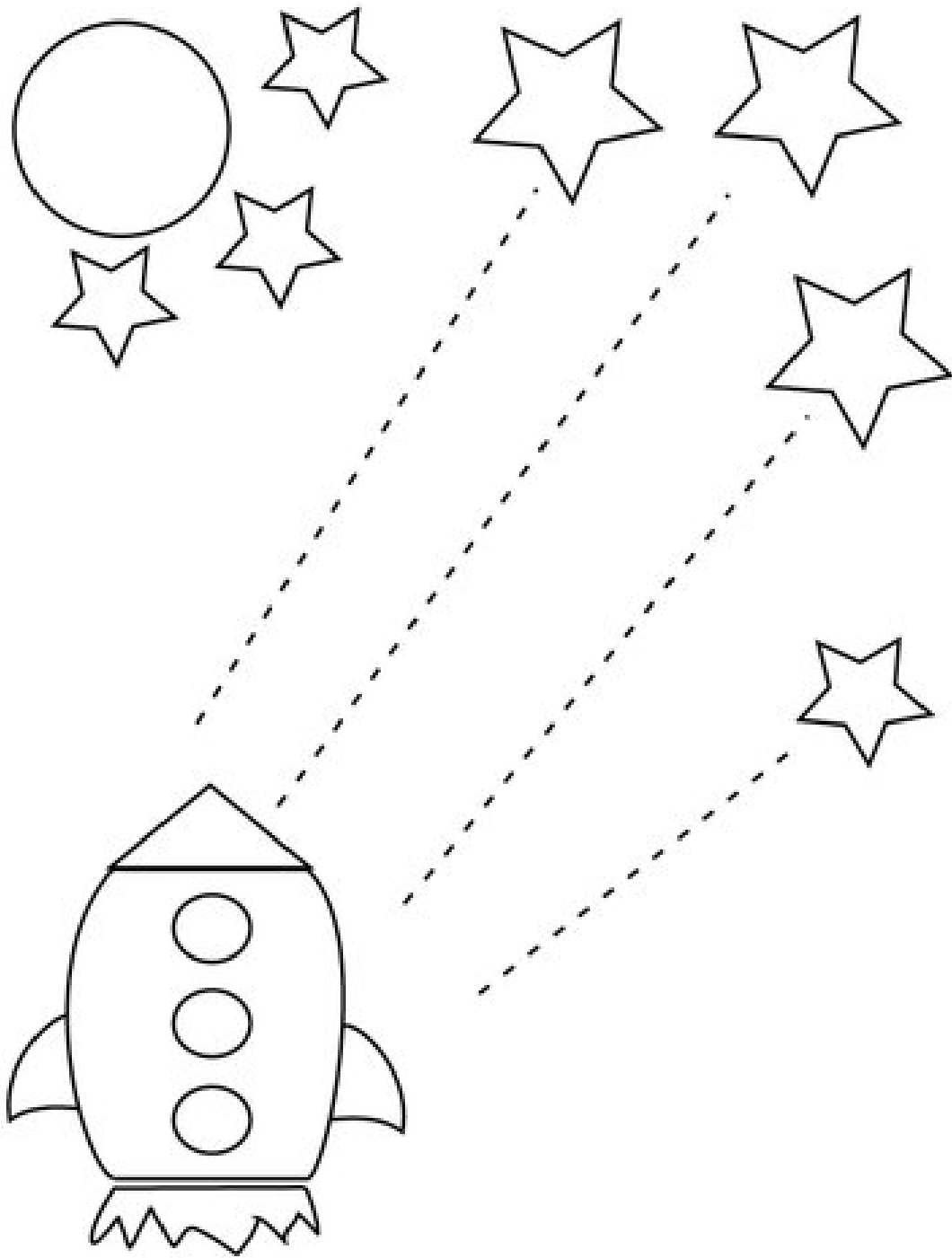
My Horizontal Lines




Diagonal Line Tracing







My Diagonal Lines



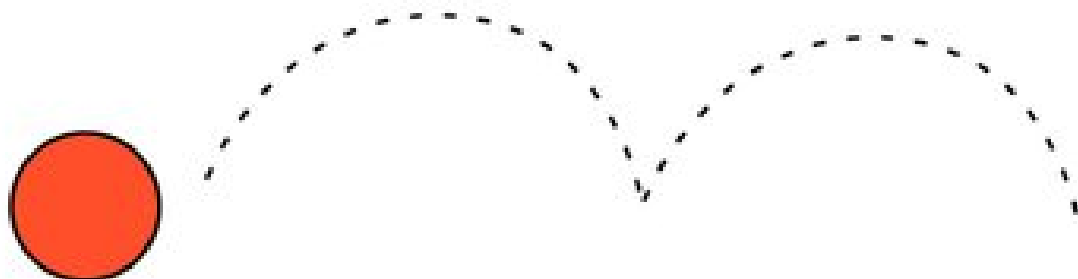

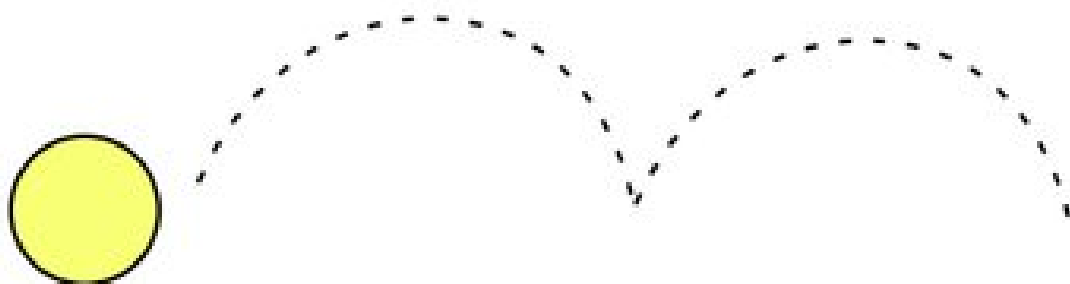
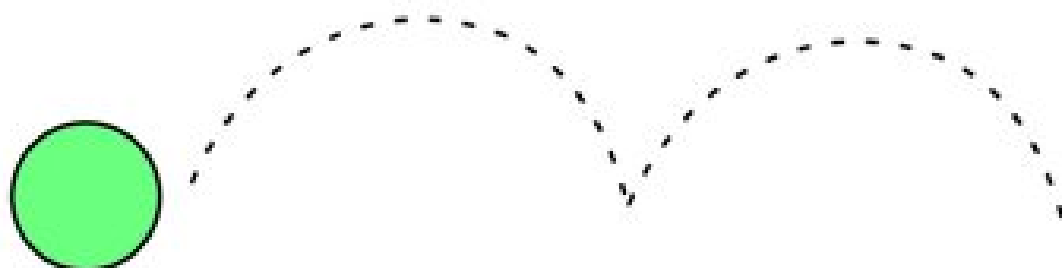
Diagonal Line Practice



My Curved Lines!



Curved Line Tracing



Trace the dotted line from the monkey to the banana.

