

Grammar and Writing Test

Unit Test

Directions: Choose the answer that completes the sentence correctly.

1 I live at 825 Bay _____ with my dad.

- Ⓐ rd
- Ⓑ Rd.
- Ⓒ road

2 My father is _____.

- Ⓐ dr. Castro
- Ⓑ Dr. Castro
- Ⓒ doctor Castro

3 Some _____ workdays can be very long.

- Ⓐ doctors'
- Ⓑ doctors
- Ⓒ doctor's

4 This evening he had to go to _____ house.

- Ⓐ Mrs. Gettys
- Ⓑ Mrs. Getty's
- Ⓒ Mrs. Getties

5 She lives all the way on the other _____ of town.

- Ⓐ side
- Ⓑ sides
- Ⓒ sidies

6 Mrs. Getty has a small _____ of sheep.

- Ⓐ class
- Ⓑ crew
- Ⓒ flock

Grammar and Writing Test

Unit Test

- 7** She has two sons and one daughter in her _____.
Ⓐ herd
Ⓑ crowd
Ⓒ family
- 8** She has many pictures of her kids on her _____.
Ⓐ shelves
Ⓑ shelves
Ⓒ shelvs
- 9** Her daughter often calls in the evening on _____.
Ⓐ fridays
Ⓑ Fridays
Ⓒ Friday's
- 10** My father looks in his notebook. His next appointment is _____ 20.
Ⓐ Jan.
Ⓑ jan.
Ⓒ january
- 11** My father likes to take care of _____ health.
Ⓐ peoples
Ⓑ peoples'
Ⓒ people's
- 12** My father is _____ only doctor.
Ⓐ Greenvilles
Ⓑ Greenville's
Ⓒ Greenvilles'

Grammar and Writing Test

Unit Test

13

You are writing an essay about a special place in your community. First, draw a picture of the place and write a caption for your picture. Then write a paragraph to describe why that place is special.

Score
_____/12 multiple-choice
_____/4 weekly writing skill
_____/24 writing traits

DONE!

Reading Comprehension Test

Unit Test

Directions: Read the story. Then answer the questions about the story.

Lost Cat

Fluffy was Annie's soft, gray cat. Every night, she slept on Annie's bed. One night, Fluffy did not come home.

The next morning, Fluffy was still gone. Annie and her dad went to see their friend Mr. Diaz. Using his computer, Mr. Diaz made posters. The posters had a picture of Fluffy on them. They had the words "Lost Cat." They also had Annie's phone number. Annie and her dad thanked Mr. Diaz. They drove home and hung the posters.

The next day, a neighbor called Annie's home. Her name was Lisa, and she had found Fluffy! Lisa brought Fluffy home. Annie was so happy. She thanked Lisa many times. Then she gave Fluffy a big hug.

1 What does Mr. Diaz do?

- Ⓐ He makes posters.
- Ⓑ He has a good idea.
- Ⓒ He looks for the cat.
- Ⓓ He calls the neighbors.

2 What does Lisa do?

- Ⓐ She hangs posters.
- Ⓑ She finds the lost cat.
- Ⓒ She works on a computer.
- Ⓓ She takes pictures of animals.

GO ON 

Reading Comprehension Test

Unit Test

Directions: Read the page from the Internet. Then answer the questions about it.



Places to Eat



Banks



Shopping



Schools



Bike Paths



Parks



Coming in February

Saturday, Feb. 4
Birdwatching at Bay Flats 1 p.m.

Sunday, Feb. 5
Live music at Big Yellow House 3–7 p.m.

Monday, Feb. 6
Art show all week at Bayport Bank

Tuesday, Feb. 7
Meet the Author at Sam’s Books 4:30 p.m

Wednesday, Feb. 8
Puppet Show at Wave Street Library 7 p.m.





Thursday, Feb. 9
Dance class at Bayport Center 4 p.m.

Friday, Feb 10
Visiting drum show at Bayport Center 4 p.m.



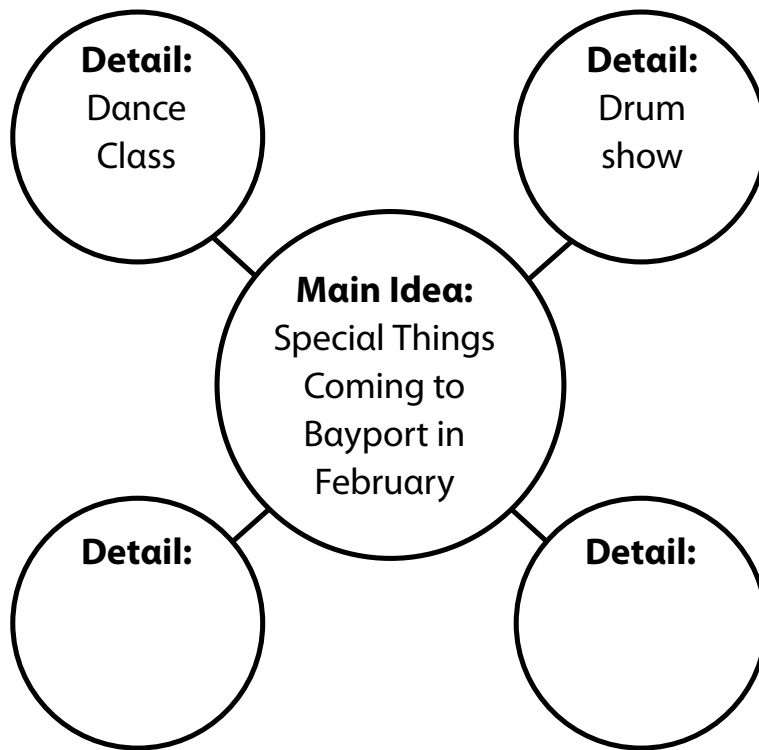
Reading Comprehension Test

Unit Test

- 3** The left side of the page helps readers to —
- Ⓐ plan a trip to Bayport.
 - Ⓑ know what is in Bayport.
 - Ⓒ find directions to Bayport.
 - Ⓓ get to know the people in Bayport.
- 4** What can you learn about the city of Bayport that is only in the big photo at the top?
- Ⓐ Bayport is a new community.
 - Ⓑ Bayport is a beach community.
 - Ⓒ Bayport is a friendly community.
 - Ⓓ Bayport is a growing community.
- 5** What is this page mostly about?
- Ⓐ people who live in Bayport
 - Ⓑ how Bayport got started
 - Ⓒ things to do in Bayport
 - Ⓓ a community center in Bayport
- 6** Which icon would help you find places to have a picnic?
- Ⓐ 
 - Ⓑ 
 - Ⓒ 
 - Ⓓ 
- 7** What can you tell from the photo next to “Coming in February”?
- Ⓐ The events are free.
 - Ⓑ The events are in town.
 - Ⓒ The events are on the weekend.
 - Ⓓ The events are for people of all ages.
- 8** When is there live music in Bayport?
- Ⓐ Saturday
 - Ⓑ Sunday
 - Ⓒ Monday
 - Ⓓ Tuesday

Reading Comprehension Test

Unit Test



- 9** Look at the details cluster. What is another detail that tells about the main idea?
- Ⓐ puppet show
 - Ⓑ bike paths
 - Ⓒ schools
 - Ⓓ parks

- 10** Which of these details fits in the cluster?
- Ⓐ finding a bank
 - Ⓑ going shopping
 - Ⓒ meeting an author
 - Ⓓ going to the library

- 11** A family is visiting Bayport on Sunday and Monday, February 5 and 6. What events are going on, and where? Use details from the text to support your answer.

Score
_____/12

DONE!

Print these **Lexia Skill Builders®** to use as pencil and paper practice activities that will reinforce and extend skills acquired online.

Level	Activity	# of pages
Core5 L10	Advanced Word Chains	5
Total		5

Name: _____



Move the letters in each word to make a new word. You must use all of the letters in your new word. There may be more than one answer.

1 t i p ↓ p i t	2 p a t ↓ _ _ _	3 t o p ↓ _ _ _
4 s n i p ↓ _ _ _ _	5 s t o p ↓ _ _ _ _	6 s k i d ↓ _ _ _ _
7 s t e p ↓ _ _ _ _	8 s l i p ↓ _ _ _ _	9 p a n s ↓ _ _ _ _
10 t i c k s ↓ _ _ _ _	11 s l i m e ↓ _ _ _ _	12 p i n e s ↓ _ _ _ _

★ Use some letters from your first name and see if you can make any new words.

Name: _____



Move the letters in each word to make a new word. You must use all of the letters in your new word. There may be more than one answer.

1 n a p ↓ p a n	2 p a l ↓ _ _ _	3 s a g ↓ _ _ _
4 t e n ↓ _ _ _	5 a n t ↓ _ _ _	6 g u m ↓ _ _ _
7 m i l e ↓ _ _ _ _	8 t a l e ↓ _ _ _ _	9 t o n e ↓ _ _ _ _
10 v a s e ↓ _ _ _ _	11 l i d s ↓ _ _ _ _	12 t a m e ↓ _ _ _ _

★ Use some letters from your last name and see if you can make any new words.

Name: _____



Read the word in each box. Then, *add* one letter to this word to make a new word that matches the picture. Circle the letter you added.

1  lake




2  wing



3  net



4  cat



5  ten



6  sing



★ Tell a partner what you did to make each new word.

Name: _____

Read the word in each box. Then, *change* one letter in this word to make a new word that matches the picture. Circle the letter in the new word that you changed.

1



s a c k



2



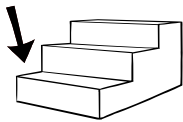
g r a b



3



s t o p



4



b e l t



5




s t i n g



6









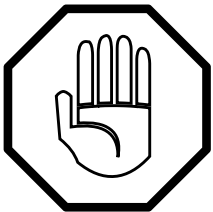











c h e c k



★ Tell a partner what you did to make each new word.







Name: _____

Look at each picture and say the word, one sound at a time. Take off the first sound in each word to make a new word. Then, find the picture to match the new word and glue it in the box.

<p>1</p>   	<p>2</p>   
<p>3</p>   	<p>4</p>   
<p>5</p>   	<p>6</p>   

★ Tell a partner what you did to make each new word.



<p>a</p> 	<p>b</p> 	<p>c</p> 	<p>d</p> 	<p>e</p> 	<p>f</p> 
--	--	--	---	--	--

Grade 2 Day 5 Answer Sheet

Grammar and Writing

1. B
2. B
3. A
4. B
5. A
6. C
7. C
8. B
9. B
10. A
11. C
12. B

Reading Comprehension

1. A
2. B
3. B
4. C
5. C
6. D
7. D
8. B
9. A
10. b