

MATH


LITERACY

pre-kindergarten
SPRING BREAK



'S

pre-kindergarten **SPRING BREAK**



Spring Break

Dear Parents,


This Spring Break Packet was created for you and your child to work on throughout the spring break. Parents please work on one worksheet a day with your child. Don't forget to go to the library and read 20 mins every day!

A Helpful Note:

There are also a variety of learning websites listed below that your child can play to help keep them busy over the spring break. Thank you for working with your child and have a safe and fun vacation!

www.starfall.com


www.abcya.com



Spring reading log

Complete the chart over spring break and return back to school!

Date	Title	Author



Name: _____

Day 1: Color the picture of activities that you do in the Spring. Then put an **X** on the other pictures.



Name: _____

Day 2: Write **SPRING** into the 10 frame:



How many syllables? _____

How many letters in the word? _____

Color the letters in the word **SPRING**:

a	b	c	d	e	f	g	h	i
j	k	l	m	n	o	p	q	r
s	t	u	v	w	x	y	z	

Name: _____


Day 3: Trace and fill in the missing number:


1		3		5
---	--	---	--	---

	7		9	
--	---	--	---	--

11		13		15
----	--	----	--	----

16	
----	--






Name: _____

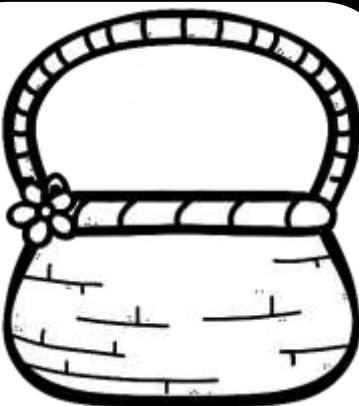
Day 4: Trace and fill in the missing letters:

	B		D		F
G			J		L
	N		P		R
S			V		X
Y					



Name: _____

Day 5: Count
and circle the
correct amount.



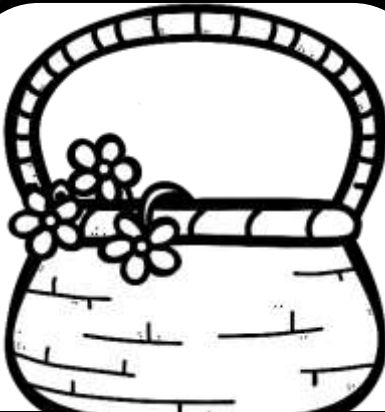
1 2 3



4 5 6



8 9 10



1 2 3



4 5 6



8 9 10



1 2 3



4 5 6

Name: _____


Day 6: Color
then circle the
correct
beginning letter.



R B F



W S C




R B F



W S C



R B F



L B F



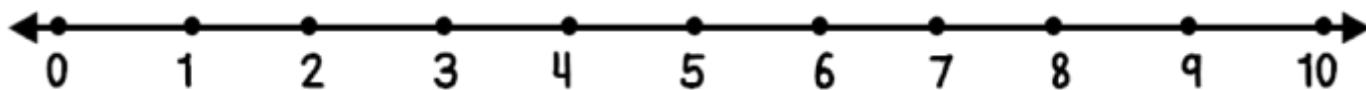
W K C







L B F

Name: _____

Day 7: 1 MORE & 1 LESS: Count the bunnies in the middle, then write the amount that is 1 more and 1 less



1 less	Bunnies	1 more
1		3
		
		
		

Name: _____

Day 8:Sight





Words:

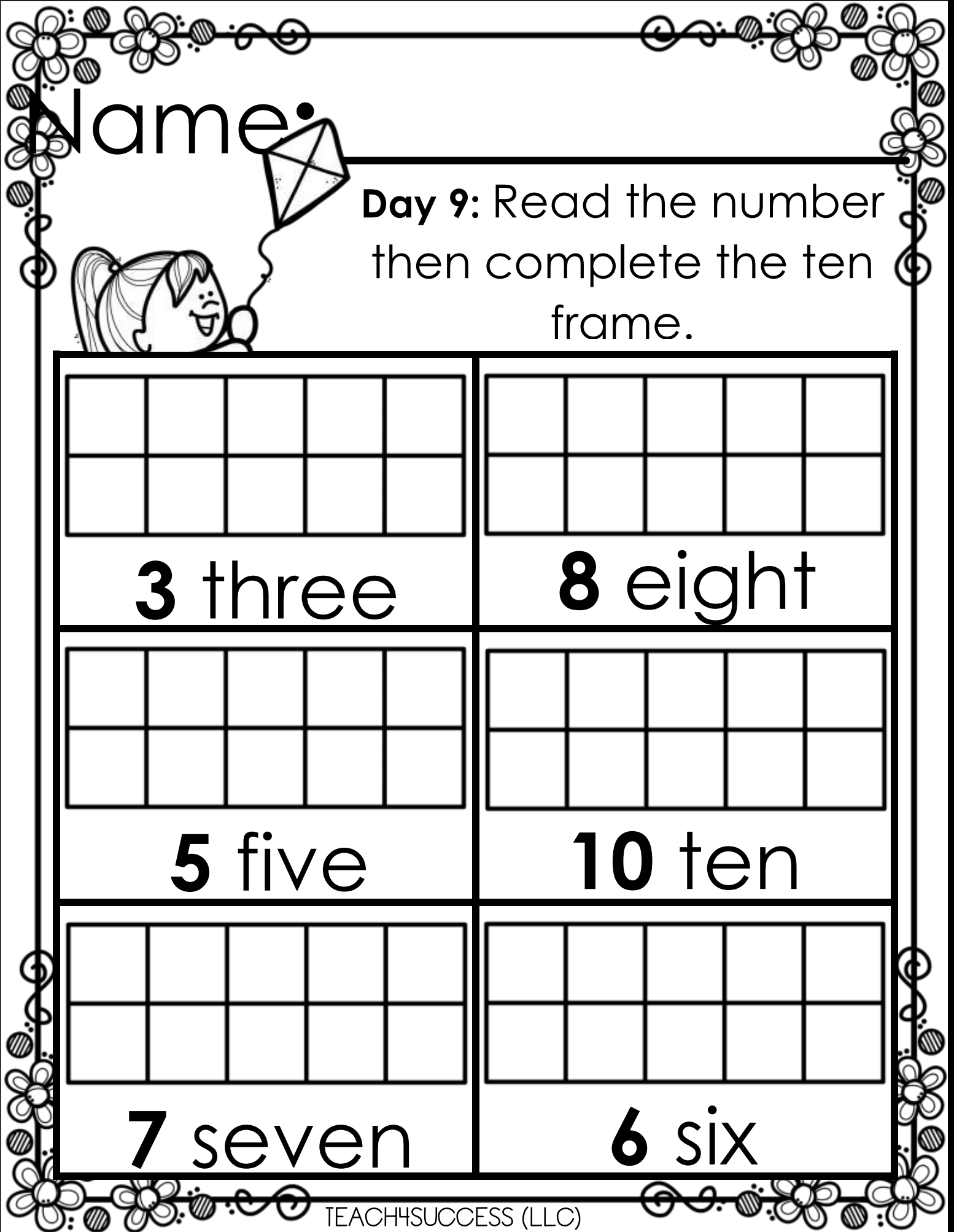
me-purple

you-yellow

we-orange

the-red





Name: _____



Day 9: Read the number
then complete the ten
frame.

3 three

8 eight

5 five

10 ten

7 seven

6 six

Thank you for purchasing my product please make sure to check out my other products, don't forget to follow and comment! Have a wonderful day! Please make sure you use this product for educational purpose not for personal sales.

I hope that you enjoy this product and find it helpful! If you have any questions regarding this product, please contact me. * If you're interested in sharing this resource with other teachers, Please purchase the appropriate number of licenses. DeeAnne Ivy teac4success@gmail.com

FOLLOW ME.....



FONTS BY:

<https://www.teacherspayteachers.com/Product/Hello-FontsPersonal-Non-Commercial-Use-301730>

<https://www.teacherspayteachers.com/Store/Krista-Wallden>

<https://www.teacherspayteachers.com/Product/Free-Font-VacationDoodle-FontCreative-Clips-Fonts-641953>

<https://www.teacherspayteachers.com/Store/Kaitlynn-Albani>

<https://www.teacherspayteachers.com/Product/KA-Fonts-Font-Bundle-9-3555690>

<https://www.teacherspayteachers.com/Store/Graphics-From-The-Pond>

<https://www.teacherspayteachers.com/Store/Redpepper>

ILLUSTRATION BY:

<https://www.teacherspayteachers.com/Store/Educlips>

<https://www.teacherspayteachers.com/Store/Krista-Wallden-Creative-Clips>