

# Log into Skyward > Choose Students Name from Drop Down



Family Access

All Students




On Left Sidebar click on Portfolio

|                         |
|-------------------------|
| Home                    |
| Arena Scheduling        |
| Calendar                |
| Gradebook               |
| Attendance              |
| Student Info            |
| Schedule                |
| Test Scores             |
| Fee Management          |
| Activities              |
| Graduation Requirements |
| Endorsements            |
| Academic History        |
| Portfolio               |
| Skylert                 |
| Health Info             |
| Login History           |




# Click on Student Account Credentials



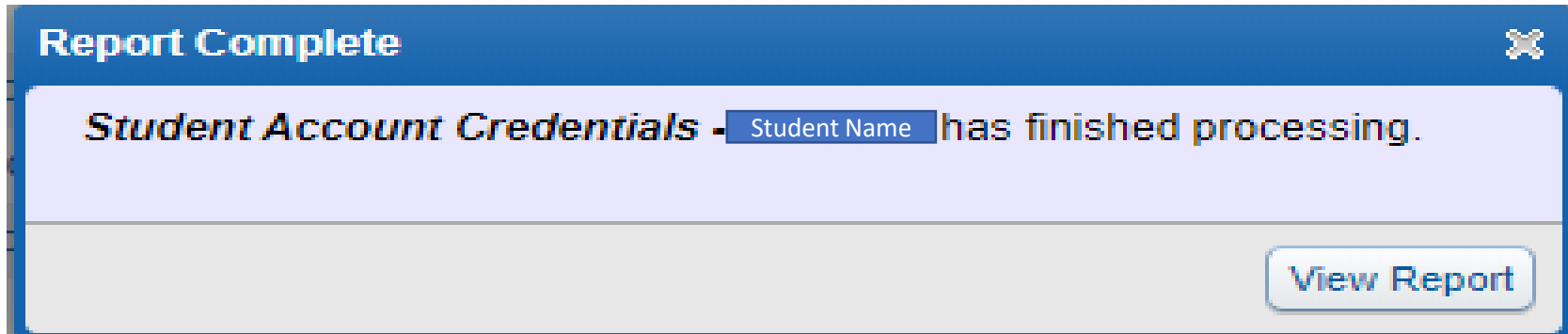
| Description  | Type             |
|--|------------------|
| Student Account Credentials ( <span data-bbox="901 354 1294 396">Abbett Elementary School</span> ) | Report Directory |

## Next Screen Popup:

**Generating Report** ✕

 Please wait while *Student Account Credentials* - STUDENT NAME is being generated.

## Next Screen Popup:



Click View Report



# This is the Final Report

1cnrgs42.p 87-4  
05.20.02.00.00

Abbett Elementary  
Student Account Credentials

03/17/20

Page:1  
10:13 AM

| AUP   | Access | Campus | Grade | ID #   | Student Name        | Network Username | Online Acct Username | School-Assigned Email Address      | School-Assigned Password | This password is used for |
|-------|--------|--------|-------|--------|---------------------|------------------|----------------------|------------------------------------|--------------------------|---------------------------|
| Allow | Y      | 043    | 06    | ██████ | YEAROUT, ██████████ | S██████          | ██████████           | ██████████@students.garlandisd.net | ██████████               | ALL school accounts       |

Student Count:1

\*\*\*\*\* End of report \*\*\*\*\*

The Network Username is your students username

The School-Assigned Password is your students password

Once you have this information, your student can log into [Ready Hub](#)