

At Home Activities and Resources for Families (English Language Development)

Greetings dear parent/guardian. Thank you for supporting your child's learning at home. The resources provided in this packet will provide your child with additional opportunities to practice English language development skills through different vocabulary and grammar activities.

Each packet has different vocabulary and grammar activities. You do not need to print any activities as responses can be written on a separate sheet of paper.

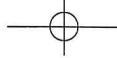
Thank you again for your enthusiasm and willingness to do activities with your child at home.

Actividades en el hogar y recursos para familias (Desarrollo del idioma inglés)

Saludos querido padre/tutor. Gracias por apoyar el aprendizaje de su hijo en casa. Los recursos en este paquete le brindarán a su hijo oportunidades para practicar su desarrollo del inglés a través de diferentes actividades de vocabulario y gramática.

Cada paquete tiene actividades de vocabulario y gramática. No necesita imprimir ninguna actividad, ya que las respuestas pueden escribirse en una hoja de papel por separado.

Gracias nuevamente por su entusiasmo en completar las actividades con su hijo en casa.



Name _____

STARTING OUT

Unit 1 • PERSONAL INFORMATION

1 My Class

Big Idea

Meet the people in my class.

WORDS 1-10

► Choose from Words 1-10 to label the pictures.



1. _____



2. _____



3. _____



4. _____



5. _____

WORDS 11-20

► Choose from Words 11-20 to complete the conversation.

6. Sara: Who you?7. Roberto: am Roberto.8. Roberto: What is your ?9. Sara: name is Sara.10. Sara: Are a new student?11. Roberto: Yes, I .12. Sara: This is new class.13. Roberto: Who the teacher?14. Sara: teacher is Mr. Carter.15. Sara: He is good teacher.
WORDS 1-10

meet
class
student
teacher
partner
friend
boy
girl
who
what

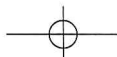
WORDS 11-20

name
I
your
my
you
am
is
are
a
the

WORD TILES

Put the Word Tiles into
2 groups.

1. Big words
2. Little words



Name _____

Unit 1 • PERSONAL INFORMATION

2 Greetings

Big Idea

Greet your friends.

WORDS 1-10


Choose from Words 1-10 to label the pictures.



1. _____



2. _____



3. _____



4. _____



5. _____

WORDS 11-20

Write the missing word to complete each sentence.

6. She/He _____ is Mrs. Felder.
7. His/Her _____ first name is Jessica.
8. She/He _____ is Mr. Rodriguez.
9. His/Her _____ first name is Manuel.
10. not/no His name is _____ Roger.
11. Yes/not _____, he is an English teacher.
12. No/She _____, he is not our principal.
13. Yes/Have _____ a good time!
14. have/nice It is a _____ day.
15. it/not Is your name Katrina? Yes, _____ is.

WORDS 1-10

welcome
morning
afternoon
evening
hello
how
fine
great
good
goodbye

WORDS 11-20

he
she
his
her
not
it
yes
no
nice
have

WORD TILES

Put the Word Tiles into 2 groups.

1. Words that end with a vowel
2. Words that don't end in a vowel

Name _____

STARTING OUT

Unit 1 • PERSONAL INFORMATION

3 About You

Big Idea

Know your telephone number and home address.

WORDS 1-10

Choose from Words 1-10 to label the pictures.



1. _____



2. _____



3. _____



4. _____



5. _____



6. _____

WORDS 11-20

Choose from Words 11-20 to complete the sentences.

7. Tell me your name, _____.

8. _____ to me.

9. Erica and I have English class _____.

10. I _____ in St. Louis.

11. Carlos is from Mexico, _____.

12. _____ live in St. Louis.

13. _____ you. You're welcome.

14. _____ me your address.

15. Erica _____ Roberto are students.

WORDS 1-10

where
from
country
city
house
write
address
know
phone number
read

WORDS 11-20

talk
and
we
they
too
live
together
tell
please
thank

WORD TILES

Put the Word Tiles into
2 groups.

1. Words I know
2. Words I don't know

Name _____

STARTING OUT

Unit 2 • AROUND SCHOOL

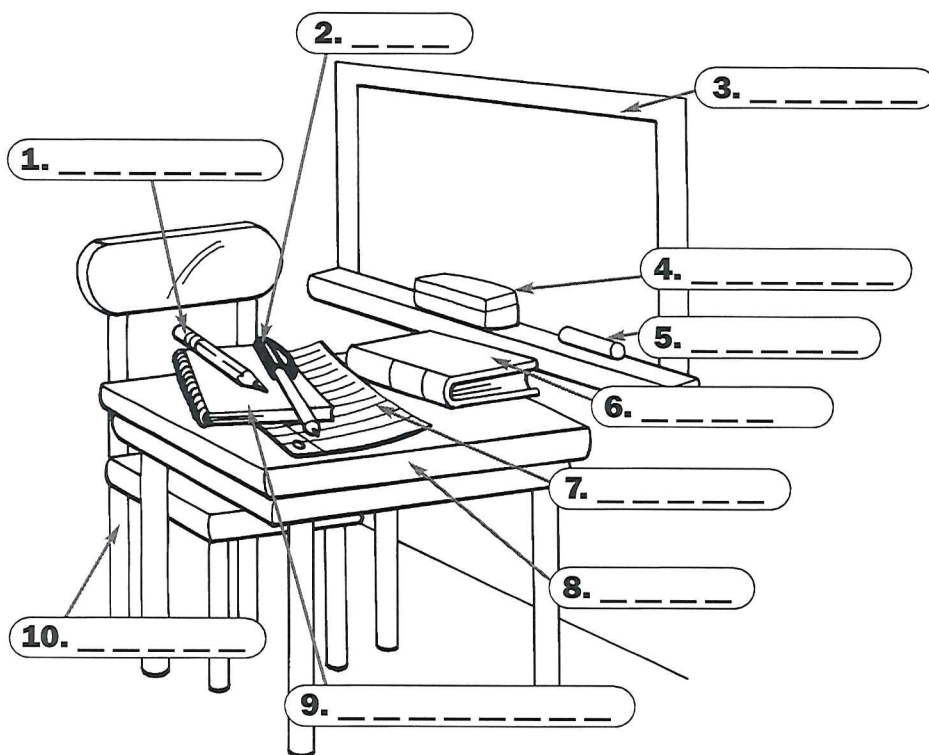
4 Things at School

Big Idea

Things at school help us learn.

WORDS 1-10

► Choose from Words 1-10 to label the pictures.


WORDS 11-20

► Choose from Words 11-20 to complete the sentences.

11. Say that _____.
12. Talk ____ to her.
13. Please ____ ready.
14. Will you ____ with me?
15. Place your pencil _____ your desk.

WORDS 1-10

pencil
eraser
pen
paper
notebook
book
desk
chair
board
chalk

WORDS 11-20

go
again
to
bring
get
upon
put
use
here
give

WORD TILES

Put the Word Tiles in alphabetical order.

Name _____

STARTING OUT

Unit 2 • AROUND SCHOOL

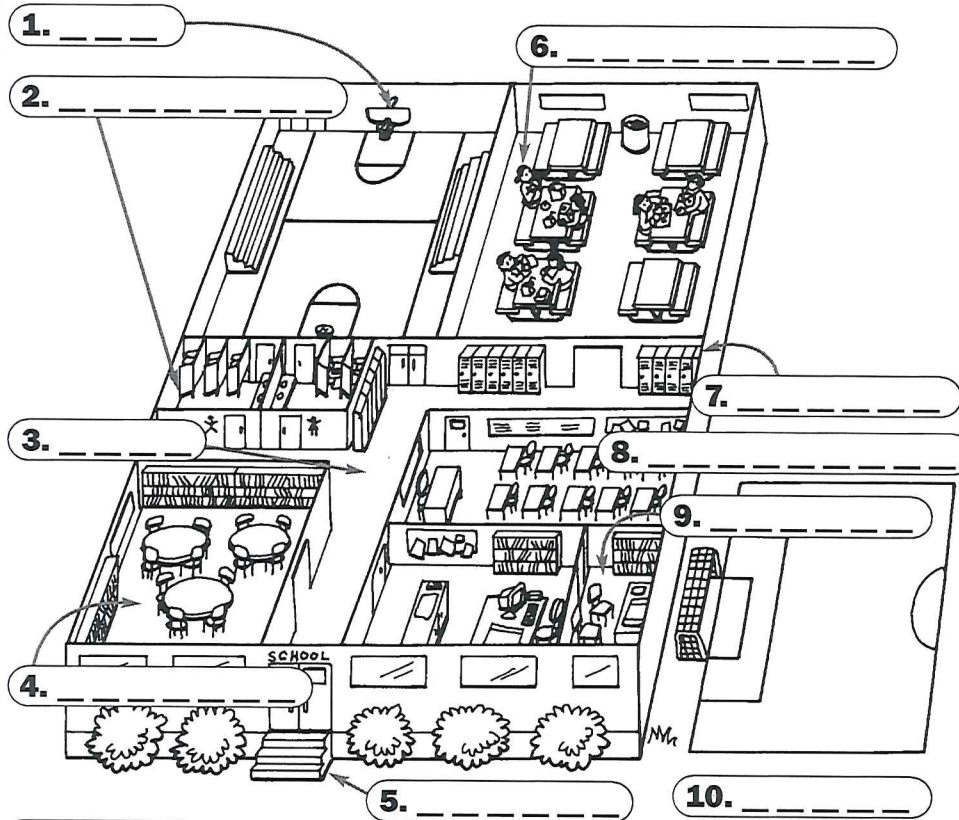
5 Places at School

Big Idea

You can name the places at your school.

WORDS 1-10

Choose from Words 1-10 to label the pictures.


WORDS 1-10

classroom
bathroom
office
gym
cafeteria
field
library
locker
stairs
hall

WORDS 11-20

may
find
ask
come
need
me
him
her
us
them

WORDS 11-20

Write the missing word to complete each sentence.

11. Find/May _____ I go to the bathroom?
12. come/need Luis, _____ here please.
13. Ask/May _____ the teacher a question.
14. need/take You _____ to go to the office.
15. ask/find Please help him _____ the gym.

WORD TILES

Put the Word Tiles into 3 groups.

1. Places at school words
2. People words
3. Other words

Name _____

STARTING OUT

Unit 2 • AROUND SCHOOL

6 School Schedule

Big Idea

We follow a schedule at school.

WORDS 1-10

► Choose from Words 1-10 to label the pictures.



1. _____



2. _____



3. _____



4. _____



5. _____



6. _____

WORDS 11-20

► Choose from Words 11-20 to complete the conversation.

7. Susan: I always get to class .

8. Jose: does this class end?

9. Susan: It is at 10:30 A.M.

10. Jose: Then you have to to get to your next class.

11. Susan: I do because I don't want to be .

12. Jose: I was late . It won't happen again.

13. Susan: As soon as class is , I go to my next class.

14. Jose: Do you have English math next?

15. Susan: I have English . I have to go.

WORDS 1-10

schedule
attend
math
English
science
gym
history
subject
art
study

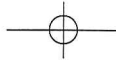
WORDS 11-20

hurry
early
late
when
now
once
or
full
done
over

WORD TILES

Put the Word Tiles into 3 groups.

1. Short words
2. Medium words
3. Long words



Name _____

STARTING OUT

Unit 3 • WHOLE NUMBERS

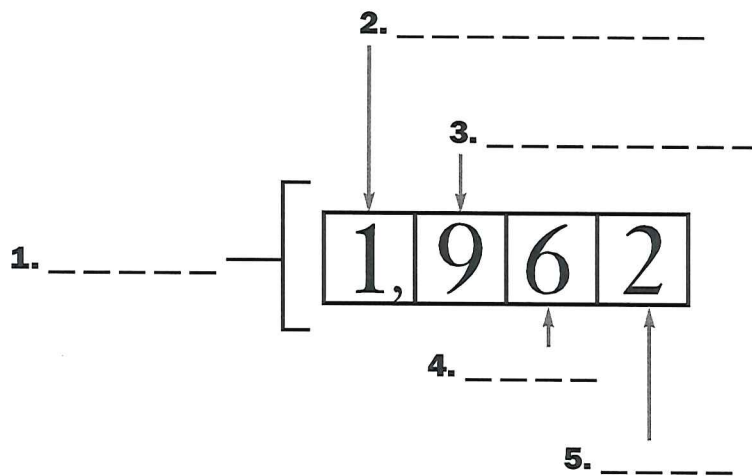
7 Whole Numbers

Big Idea

We use whole numbers to count things.

WORDS 1-10

▶ Choose from Words 1-10 to label the chart.

**WORDS 11-20**

▶ Choose from Words 11-20 to complete the sentences.

6. Many fans _____ to the game yesterday.
7. 1, 2, and 3 are _____.
8. We _____ numbers from left to right.
9. A place-value chart _____ a number's values.
10. It shows the value of _____ digit.
11. Many _____ watch football games.
12. _____ are 16 players on the field.
13. _____ player wears a number.
14. How many _____ are there?
15. The _____ of the game is 27-10.

WORDS 1-10

whole number
count
digits
place
value
chart
thousands
hundreds
tens
ones

WORDS 11-20

numbers
every
each
shows
say
came
fans
score
players
there

WORD TILES

Put the Word Tiles into 3 groups.

1. Words with 1 vowel
2. Words with 2 vowels
3. Words with 3 vowels



Name _____

STARTING OUT

Unit 3 • WHOLE NUMBERS

8 Comparing and Ordering

Big Idea

We use numbers to compare and order things.

WORDS 1-10

► Choose from Words 1-10 to label the pictures.



1 2 3 4 5

1. _____
2. _____
3. _____
4. _____
5. _____

WORDS 1-10

compare
order
ordinal
first
second
third
fourth
fifth
greatest
least

WORDS 11-20

► Choose from Words 11-20 to complete the sentences.

6. The pie-eating _____ is fun to watch.
7. Who can _____ the most pies?
8. The _____ is pies for a year.
9. The winner _____ 8 pies.
10. Bill ate _____ pies than Mira.
11. 5 pies is _____ than 8.
12. Mark ate the _____ pies.
13. Mira ate the least _____.
14. Sam ate more pies _____ Bill did.
15. _____ student won the contest?

WORDS 11-20

more
than
fewer
pies
most
which
prize
eat
contest
ate

WORD TILES

Put the Word Tiles into 3 groups.

1. Ordering words
2. Comparing words
3. Other words

Name _____

Unit 3 • WHOLE NUMBERS

9 Money

Big Idea

We use bills and coins to buy things.

WORDS 1-10

► Choose from Words 1-10 to label the pictures.



1. _____




2. _____



3. _____



4. _____



5. _____



6. _____

WORDS 11-20

► Write the missing word to complete each sentence.

- | | |
|-------------------|-------------------------------------|
| 7. sale/price | The _____ of that toy was \$2.99. |
| 8. total/sale | The toy is now on _____ for \$.99! |
| 9. bill/coins | Here is a one dollar _____. |
| 10. cashier/coins | I have some _____ in my pocket. |
| 11. This/These | _____ are 3 quarters. |
| 12. These/This | _____ is 1 dime. |
| 13. that/those | Give the cashier _____ 2 nickels. |
| 14. change/total | The _____ of the coins is 99 cents. |
| 15. price/cashier | Give the money to the _____. |

WORDS 1-10

buy
pay
much
costs
dollars
change
quarter
dime
nickel
penny

WORDS 11-20

this
that
those
these
sale
total
price
bill
coins
cashier

WORD TILES

Put the Word Tiles into 2 groups.

1. Money words
2. Words that start with *th*

Name _____

STARTING OUT

Unit 4 • STAYING HEALTHY


10 School Nurse's Office

Big Idea

The nurse helps you when you get sick or hurt.

WORDS 1-10

Choose from Words 1-10 to label the pictures.



1. _____



2. _____



3. _____



4. _____



5. _____



6. _____

WORDS 11-20

Choose from Words 11-20 to complete the sentences.

7. When you _____ sick, go to the nurse.
8. The nurse will help you get _____.
9. Your head is hot. You might have a _____.
10. After lunch, I felt _____.
11. A _____ will keep a cut clean.
12. The _____ keeps the students healthy.
13. The nurse wants to know what is the _____.
14. Penny _____ a stomachache.
15. Alexa is sneezing. She is _____.

WORDS 1-10

headache
stomachache
cold
coughing
sneezing
bleeding
hurt
pain
myself
yourself

WORDS 11-20

feel
sick
well
ill
matter
fever
has
cut
bandage
nurse

WORD TILES

Put the Word Tiles into 2 groups.

1. Words with 3 letters
2. Words with 4 letters
3. Words with 5 letters or more