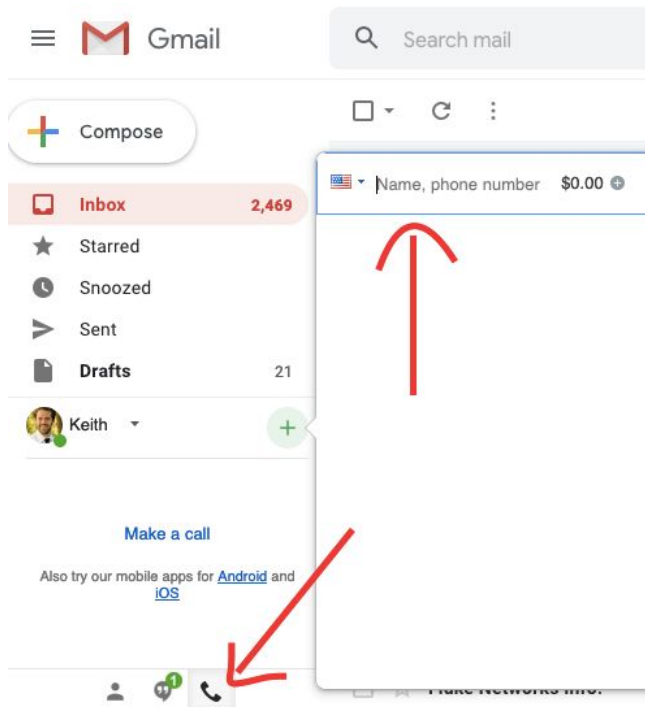




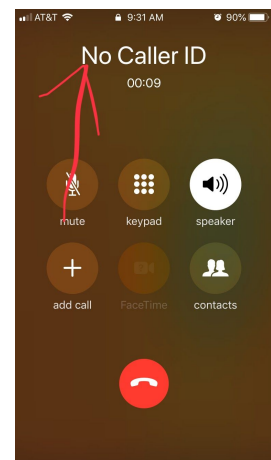
## Making phone calls directly in gmail

Gmail has the ability to make phone calls to phones within the US free of charge directly in the web browser. It uses your microphone and speaker on your laptop as a handset. It's worth noting there is also an android and iOS app available.

To use this feature, just click the phone icon in the bottom left corner:

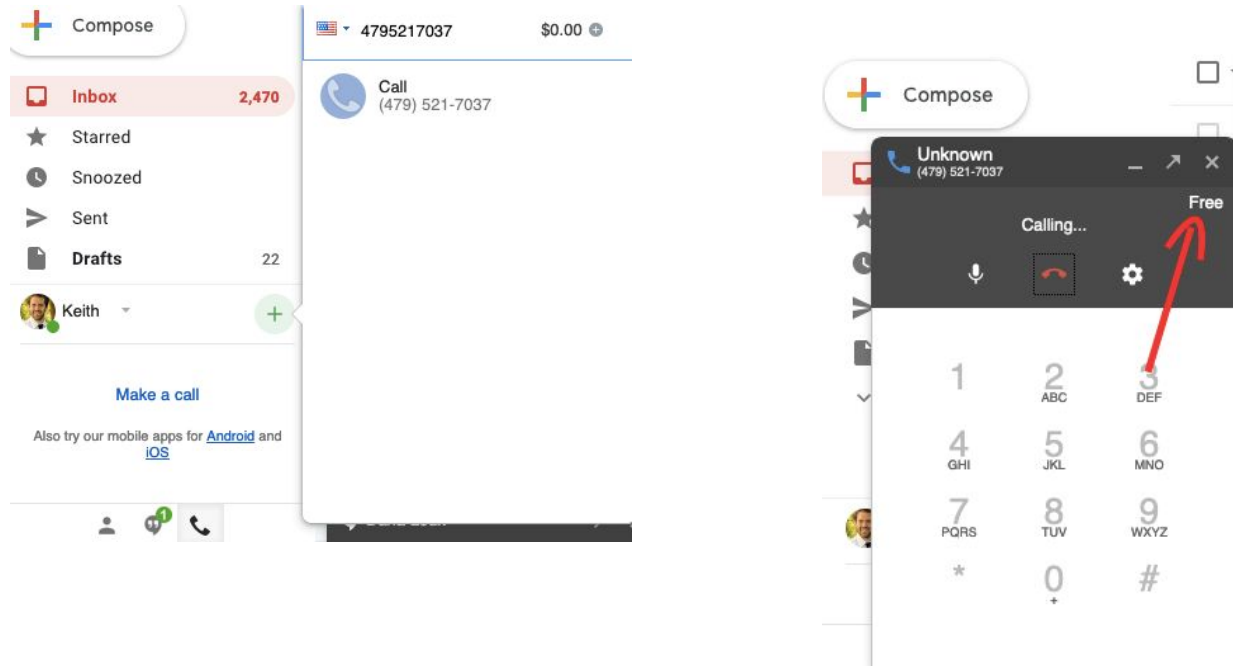


The first time you use this, it will ask for a cell phone number. Put in your cell phone and it will text you an authentication code. Once you put in the code, you're set! You can make phone calls by just typing them in. They will go out anonymously:



## Making a call

Once registered, making calls is really simple. Click the phone, type a number in and hit call.



Note above that calls should list as free as you are calling. It is possible a popup will come up asking if you're okay allowing your microphone to be used. Just hit "allow" if you see this popup to make sure your mic will work.

