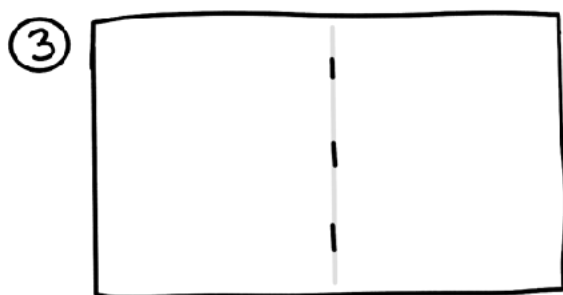
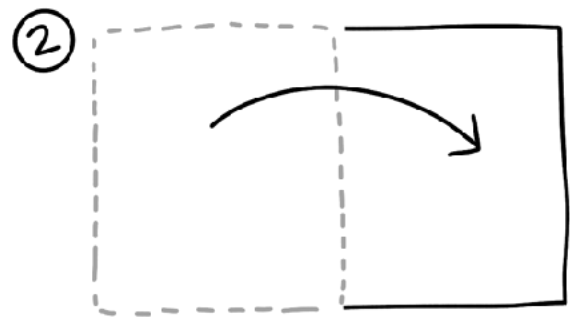



Make your own sketchbooks for less than 50 cents!

- Gather your paper (we recommend 12"x18") for however many pages you'll never to cover your time out of school.
- Fold each of your sheets of paper horizontally.
- Open your folded sheets of paper, stack them, and staple down the center of the fold.
- And now you have a sketchbook! If you have time to prepare these before your school is out, you can have the students decorate their covers or make it an assignment for at home.



If you'd like a more in depth look and a live demo of the assembly, check out our blog post [HERE!](#)