


# Welcome to Unified Classroom!

Sign in with your PowerSchool ID.

PowerSchool ID 

Password

Forgot Password?

Sign In

— OR —



Sign In With Microsoft



Sign In With Google

2

 Sign in with Google

## Sign in

to continue to [powerschool.com](https://powerschool.com)

Email or phone

example@min201.org

3

×

Forgot email?

Create account

4

Next

 Sign in with Google

## Welcome



Enter your password

5



Forgot password?

6

Next

1. Go to the website <https://classroom.powerschool.com>
2. Click on **Sign In With Google**
3. Enter the student's email address (include **@min201.org**)
4. Click **Next**
5. Enter the student's password
6. Click **Next**

- Communication
- Class Pages**
- Progress
- Calendar
- Quick Links

Dashboard

Events	Assignments	Personal Reminder
<i>No events</i>	<i>No assignments</i>	

7

[View More >](#)

Class Overview

ART(A)	<b>Art 1</b>	-- -- --/-- ▾
ATT(A)	<b>Attendance</b>	-- -- --/-- ▾
ELA(A) (A)	<b>Language Arts 1</b>	-- -- --/-- ▾
L1(A)	<b>Lunch</b> Lunch Lunch	-- -- --/-- ▾
LRC(A)	<b>Media 1</b>	-- -- --/-- ▾

7. Click on **Class Pages**

## Which class are you looking for?

The sections you were viewing in PowerTeacher Pro correspond to Please select the PowerSchool Learning class you want to go to.

Name	Code
<a href="#">1st Grade Media</a>	
<a href="#">Attendance</a>	
<a href="#">K-4 Art</a>	
<a href="#">K-4 Music</a>	
<a href="#">K-4 PE</a>	
<a href="#">Language Arts</a>	
<a href="#">Lunch</a>	
<a href="#">Math</a>	
<a href="#">Science</a>	
<a href="#">Social Studies</a>	

8

### Language Arts


Pages | Calendar | Activities ▾ 🔍 Focus


#### Welcome

#### E-Learning

If there is an e-learning day, please use the links to complete the activities for the day.

#### E-Learning Activity Packet

 [Jones First Grade E-Learn](#)



Welcome to class pages

9

8. Select the appropriate class
9. Complete the e-Learning assignments for that class