

The Principal's Weekly Newsletter


Mr Deryck M. Wilson

Friday 13th March 2020

Dear Children and Parents,

School Closed until 3rd April

What a week it has been! I thought that I would share some pictures with you that reflect aspects of our online learning platform. The feedback that I am receiving from teachers, assistant teachers, students and parents, is that everyone is working very hard to make the best of a challenging situation. My sincere best wishes go to the whole Southlands community.





Mrs Ludovici and Ms Michela online videos

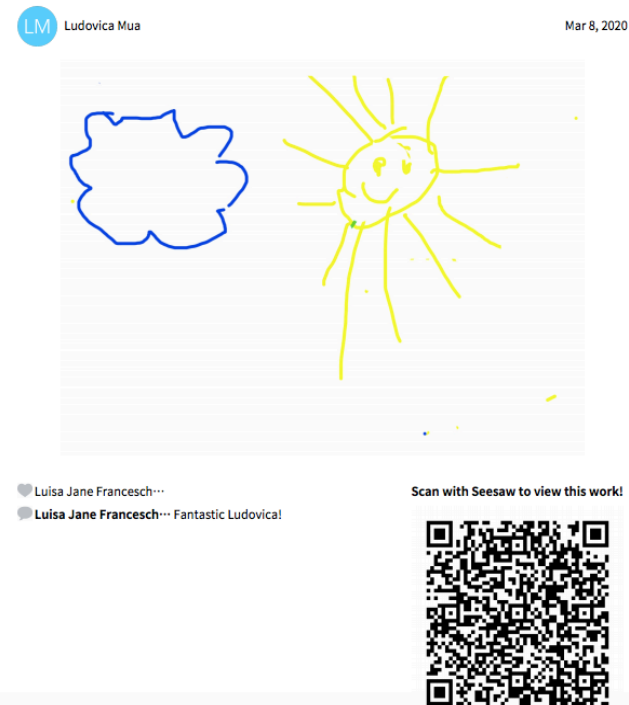
In the pictures below you can see Mrs Lisa and Ms Michela (Reception L) making a video showing the children how to plant a bean. In the second photograph Mrs Lisa is saying “good morning” to the children and giving them instructions for an activity while Ms Michela videos her.




Nursery using "Seesaw" activities online

The Nursery classes have been busy working at home, using a program called 'Seesaw'. We are happy to see how many of the students are interacting and completing the given activities. This week we continued to work on shapes, numbers, fine motor skills and creativity. Here are a few examples of the children's work. Well done Dolphins and Fish.

Mrs Shirley & Mrs Luisa Jane.



Ludovica Nursery F - Draw the weather today



Paula Nursery F - Road trip with number 5

Nursery D gets online!

Last week saw the first wave of Year 12 students working with the Nursery classes. They were supporting the Nursery class children to use the iPads. For some of the children this was a first time experience.

Ester and Salih met with the teachers and were introduced to the class. They began working immediately to help build confidence and the students really enjoyed the chance to work with them too.

The students will be working on a regular basis in both Nursery classes. We will be seeing other CAS students involved in this project. We are confident that the Nursery students will not only learn so much but that they will even be ready to teach others!

Mrs Shirley, Nursery D



Southlands Blues

Over the past fortnight, some Southlands students have been learning about blues music. We have listened to some of the greats – from Muddy Waters to B. B. King – and learnt, through the story of Blind Willie Johnson, of the hardships that many blues musicians endured and the impact this had on their music.

Below are examples of outstanding lyric writing from this week, some reflecting the impact of the ongoing school closure. Well done to Giacomo, Emma, Miriam, Kai and the other students who worked hard on writing the Southlands Blues! **Mr Chris Ronalds, Music Teacher**

It's raining cats and dogs, and it makes me feel so sad,
It's raining cats and dogs, and it makes me feel so sad,
I can't go outside and play, and it's really bad.

From 'The Rain of the Blues' by Giacomo Mecozzi, 5TC

I miss all my friends, I hope it ends soon,
I want to see all my friends, I hope it ends soon,
If that's not the case, we can go to the moon.

Miriam Iannazzi, 4A

We all miss our Southlands school,
Yeah we really love our Southlands school,
But they had to close the school – that's not cool.

By Emma Gatto, 5T

I'm sitting at the table, trying to write this song,
Yes I'm sitting at the table, trying to write this song,
"I don't know what to write", I keep telling my mom.

By Kai Thomas Greven, 4



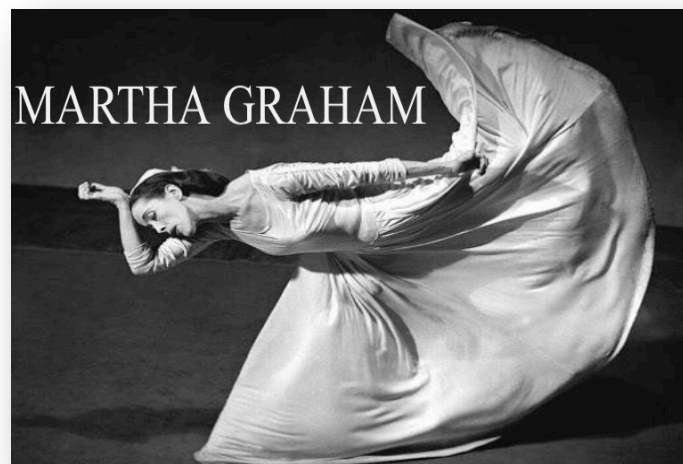
Year 9 Dance

In spite of all the restrictions and challenges they have to face, Y9 have continued to learn about Dance and Dancers. The students have been doing research and fact finding about the pioneers of modern and contemporary dance. I particularly admired this beautiful photograph of Martha Graham which Giulia Cheng sent in with some very interesting research. **Mrs.Thorp**

"Martha Graham" " A truly creative spirit"

To view Giulia's work please click on the link

https://drive.google.com/open?id=15vcP5mBr_pr-TbQpxG2sqrXja9bQ8SxQ




Year 5 French Work


We are studying French shops and food, so I asked Year 5 to make a small poster with the new vocabulary they have learned so far. Here are 5 posters made by Margherita, Natalia, Laura, Dimtrii and Giacomo. **Mrs Kerhomen, French Teacher**




Dmitrii




Giacomo



Natalia



Laura



Margherita

Happy pi day! 3.14 - the International day of Mathematics

Tomorrow is a worldwide celebration of Mathematics, which happens every year on March 14.


In countries where the date is written in the format month.day.year, this translates to 3.14 which are the first three digits of the amazing mathematical constant, pi π , which goes on forever!

This year's theme is "Mathematics is everywhere" and there are some nice examples on the following website:

<https://everywhere.idm314.org/>

Mathematics help plan and manage economic and social systems enabling the move towards a sustainable use of resources.

We travel the world guided by precise mathematical calculations based on the position of the sun, stars and GPS satellites.



We explore the inside of the human body through CT scans and MRI by building images out of numerical data through mathematical algorithms.

We discover how human thought works by building AI software that can learn and make decisions through mathematical models.

We photographed a black hole and continue exploring the edges of the universe with mathematics.

(Source: <https://www.idm314.org/>)

An email will be going out to our senior school students with lots more information about pi, videos and mathematical activities to explore.

Enjoy celebrating the International Day of Mathematics!

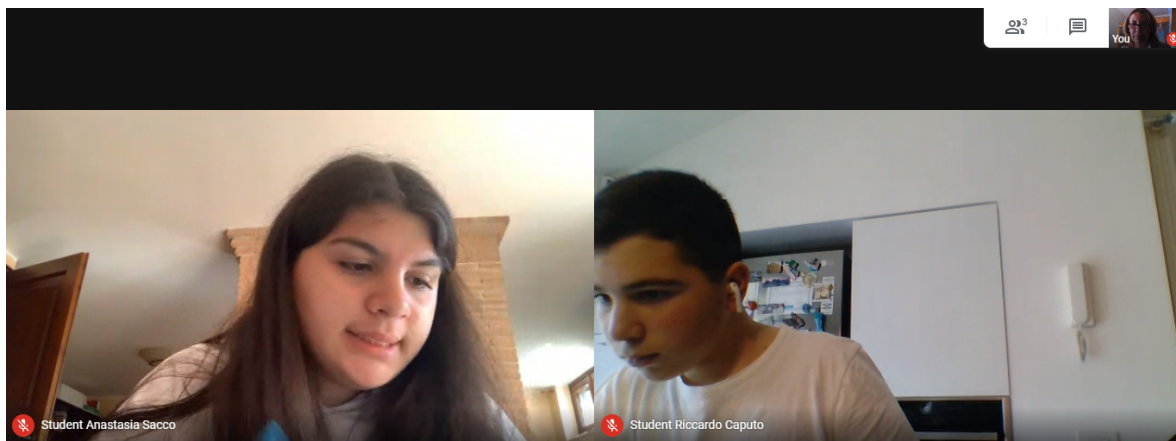
Mr Strang, Head of KS3 Mathematics

Busy week for Year 9 International Italian preparing for GCSE!

How are Year 9s coping with their remote learning?

- Speaking exam practice with peer-assessment.

While the class is doing the work assigned on Google classroom, oral exam practice is carried out through video conference in twos. Students take turns to do the exam and give feedback to their classmate.



Good job Riccardo and Anastasia, your commitment was excellent, it was almost like a real face-to-face exam!

- Short creative projects

Students who finish work earlier can choose a mini project from a Choice Board published on Classroom. It is on the GCSE topic of the environment which we are revising.

EXTENSION ACTIVITY: Choose a creative project

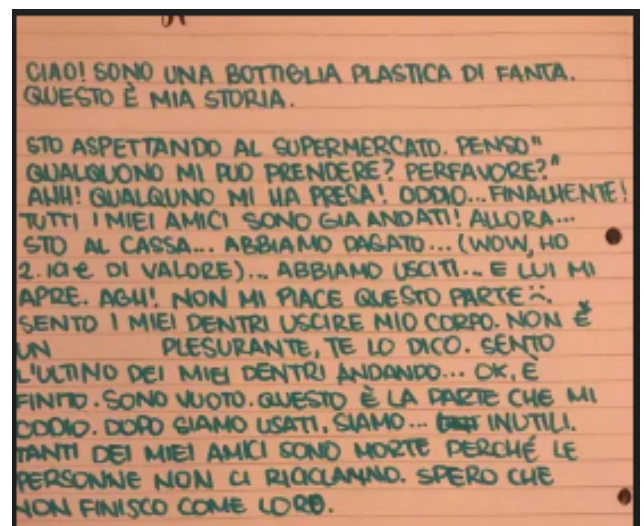
STORY TIME Write a creative story/poem that describes how a recyclable item (ie. plastic bottle) feels as it is thrown away.	DESIGN/MAKE A GAME Outline the rules, the point system and objective of the game. Ensure your questions and answers are correct and you utilise key vocabulary. Be creative.
VIDEO LESSON Create a 3-5 min lesson EXPLAINING your knowledge. Use real life props or illustrations to make a better lesson. Make sure you utilise key vocabulary.	WILD Student Choice Design your own creative project. Make sure your teacher approves it before you start.

Lola chose the Story. This is her work with teacher comments. Lola will now improve her writing for homework and submit it again for final feedback.

It is already a lovely story in very good Italian, well done Lola!

The screenshot shows a Google Docs document titled "Mini storia". The text of the story is in Italian and discusses a character's life and feelings. The text is highlighted in yellow. To the right of the document, there is a sidebar with teacher comments from Ana Lain, dated 15:09 Today. The comments are: "Sp capital", "Sp capital", "Reconsider punctuation", "Voc How do you call them? In particular a new term is _____ ecologico.", "Great Lola! The imperfect subjunctive! :))", and "Make the articulated preposition agree with destinazione".

Natalie wrote a story about a plastic bottle as well, and it finishes with a very important message of hope for recycling. Creative writing in 'Italian as a foreign language' is a real challenge! Great effort Natalie!



Riccardo Caputo designed a game where the coins represent plastic bottles and the monsters are the people that are littering.

Very creative Riccardo!

1. Storia

Il pezzo di carta

Ciao a tutti, sono un pezzo di carta stropicciata e sto in una scuola, però, esattamente un minuto prima non ero così, ero un bellissimo pezzo di carta bianca e pulita, senza una piegatura. Ma sai la cosa più brutta che ti potrebbe capitare essendo un pezzo di carta, è di essere preso, strappato, scarabocchiato; poi essere buttato per terra schiacciato, e sporco di impronta dei piedi e alla fine essere spazzato via dai lavoratori. Questa è la fine della **maggiorparte** di noi, alcuni potrebbero essere più fortunati, essere trattati bene e messi in un posto accuratamente, altri essere strappati in pezzettini **o stropicciati** e essere buttati **per terra** **o** nel bidone della carta. La vita è così per alcuni sarà più facile e per altri più difficile, come me.



This is Giulia Cheng's creative story. It helps reflect on how we use paper. In Giulia's words, how we 'treat' paper. How does a sheet of paper feel when crumpled, torn and thrown away? Good job Giulia!

- Also Hyon Dok is connected and practising verbs in the present so that he will be ready to play a language game on Kahoot with his classmates next week!



Have a well-deserved rest over the weekend Year 9!

Mrs Ana Lain del Forno

Online learning for students and staff!

What a strange week! Teachers and students in the senior school have been getting to grips with technology to make the most of the learning experience while we are online, utilising google classrooms, Meet and Managebac to share work.

I have enjoyed the learning process of becoming more familiar with new technology, even making my first iMovie for assembly. I know your teachers have been impressed with how well the students have all responded to the work they are setting.



All the teachers in the senior school are meeting 3 times a week to catch up and share what is working well. We obviously want all students to avoid missing out on their learning journey during this time. Of particular concern are our year 11 and 13, who are receiving special support in the run up to their exams. Year 13 should feel able to contact any of their teachers or Mr Johnson and they will be prioritised in terms of response and help.

So it was a really great to get feedback from Mr Eley, year 13 tutor and University guidance counsellor that year 13 felt well supported:

Here are some images from his google form questionnaire that year 13 responded to:



ManageBac

Which aspects of online learning have worked well and helped you so far?

14 responses

Online chats and tasks

The teachers are supportive and quickly answer my emails

Meeting with the teachers

The Classroom app and managebac are brilliant aspects of online learning. I can see what assignments I should complete.

Accessibility of teachers

The meetings with the teachers and the emails.

General revision on each subject

Both Google hangout sessions and tasks uploaded to managebac

teachers always being available with emails and uploading work on managebac

Is there anything that school and your teachers can do to help you learn better?

9 responses

No

No.

no

Personally, I'm not sure but maybe more video conferences. Maybe also, somehow find a method to allow students to work together in group projects or something similar, maybe a classroom in google classroom just for students.

I think what the school/teachers are providing is sufficient

so far everything works with the help that they are giving

Organize private online meetings

We hope to see you all back in school on the 6th April, in the meantime we will make the most of the excellent tools we have to keep in touch and to keep the students learning.

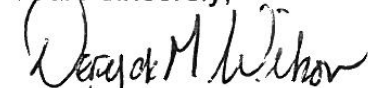
Best wishes and warm regards

Carly Barber Head of Senior School

Working from home, everybody wants to get in on video conferencing!

Mrs Vicky Salmon

Yours sincerely,



Deryck M Wilson
Principal

