

NSS Technology Applications for K-2

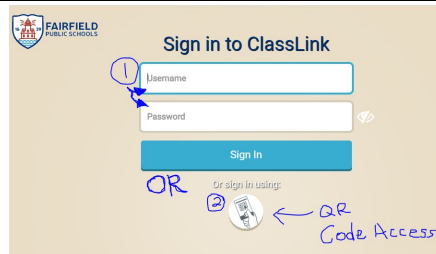





Dear Parents and Guardians,

I wanted to let you know about some of the amazing technology apps that your child can use as a student at North Stratfield School. These are some great tools to help students both practice skills as well as show creativity. Some of these apps are only accessible through Classlink. Classlink is a single sign on application that houses many of our programs that require a username and password. Each student at NSS has their own unique username and password. If there are any problems with students logging in or you have any questions, please email me at gfoschi@fairfieldschools.org.

How to Log In: To access Classlink, please go to the NSS Website. <https://ns.fairfieldschools.org/>

Students can click on the Library Tab and then Classlink is one of the three icons on the top of the library page. If you are using a tablet or an Ipad, the Classlink App can be downloaded to your device from the app store. If your device has a webcam, you can login with a QR code (attached) OR you can just enter your student's username and password. (Note* ABCya will only allow access from a browser on a PC, but the rest should work great!).



<p><u>Britannica</u> In the elementary level, scroll down to bottom.</p> 	<p><u>ABCYA</u> Great resource to practice mouse, math, strategy, reading, etc. skills.</p>		<p><u>Brainpop Jr</u> Education Videos on various topics. Students can take quizzes, complete activities on the topic</p>
<p><u>Pebble Go</u> Non Fiction Database. Information about Animals, Social Studies, Science, and Biographies Reads to Child and Has Education Games</p>	<p><u>Starfall</u> Reading Site to practice letters and sounds. Also has some storybooks (on Library Website off of NSS Homepage, Click Library, Click Library Website)</p>	<p><u>Storyline Online</u> Popular Books read by authors. (on Library Website off of NSS Homepage, Click Library, Click Library Website)</p>	<p><u>Unite for Literacy</u> Non Fiction Ebooks. Reads to child.</p>
<p><u>Wixie</u> Drawing Application where students can show their learning through pictures and text.</p>	<p>NSS Library Website Website: https://sites.google.com/fairfieldschools.net/nsslibrarypage/home This website has other helpful resources for all grade levels as well as K/1 specific.</p>		
<p>Pebble Go Grades K-2</p>  <p>Username : fairfieldps Password : research (classlink or Library Site)</p>	 <p>Username: nss Password: tigers (can access through Classlink through school or home with own Brainpop accounts)</p>		

If you are accessing apps from the library website or from a link, you might have to put in usernames and passwords when at home, but you will not have to do so through Classlink.

Please look at the below information for Google Log ins:

Thank You,
Gregory Foschi
Library Media Specialist North Stratfield School

Fairfield Public School students also have use of a district Google account: @fairfieldschools.net

This provides them access to their district Google drive which is part of a closed district network. These accounts are only accessible to school employees and students and should not be synchronized across devices they use. Student Google accounts all function under a privacy agreement that Google has signed off on with the town of Fairfield. Please also see how to access Google Classroom on the below handout . We hope your child can take advantage of using our district programs from home.

Google Classroom Reminder Sheet

LOGIN: [USERNAME@FAIRFIELDSCHOOLS.NET](#)

PASSWORD: UPPERCASE FIRST INITIAL FOLLOWED BY LOWERCASE SECOND INITIAL FOLLOWED IMMEDIATELY BY STUDENT ID#

Two ways to get into your Google Account from home:

1. Search Fairfield Public Schools, Go to schools at the top and select Sherman, Click Library, Click Google Sign in

(You will ONLY have to include your username if you sign in this way. The Fairfield Google link already includes the @fairfieldschools.net part)

2. Go to Google, Sign in with username@fairfieldschools.net

Example:

Username: [sgoldberg@fairfieldschools.net](#) (spell correctly!)

Password: Unique Password



Once you are logged into Google:



1. Click Waffle



2. Click Classroom
3. Click on the Class Name (Example: 3H Challenge)
4. Click Add Class Comment (if teacher has this setting enabled), Respond to Questions or Announcements on the Stream OR click on the Assignment your teacher has posted!

Student's View of Announcements:

Announcements will appear in the **Stream**, and are generally read-only, but students have the option to leave a **class comment** if this has been enabled by the teacher. Class comments are viewable by the teacher and all students in the class, if the announcement has attachments, the students can also view the files, links or videos.



*If your teacher posts a digital copy of a worksheet or handout as an "assignment" you will also see this on the stream, and can access this by clicking the assignment or handout posted.